


2012 SUN DEVIL BASEBALL



Arizona State Sun Devil Baseball

2012 Season Schedule

DAY	DATE	OPPONENT	SITE	TIME
Friday	Feb. 17	Western Michigan	Tempe, Ariz. • Winkles Field-Packard Stadium at Brock Ballpark	6:30 p.m.
Saturday	Feb. 18	Western Michigan	Tempe, Ariz. • Winkles Field-Packard Stadium at Brock Ballpark	1:00 p.m.
Sunday	Feb. 19	Western Michigan	Tempe, Ariz. • Winkles Field-Packard Stadium at Brock Ballpark	12:30 p.m.
Friday	Feb. 24	UC Riverside	Tempe, Ariz. • Winkles Field-Packard Stadium at Brock Ballpark	6:30 p.m.
Saturday	Feb. 25	UC Riverside	Tempe, Ariz. • Winkles Field-Packard Stadium at Brock Ballpark	1:00 p.m.
Sunday	Feb. 26	UC Riverside	Tempe, Ariz. • Winkles Field-Packard Stadium at Brock Ballpark	12:30 p.m.
Thursday	March 1	St. Louis	Surprise, Ariz. • Surprise Stadium	4:00 p.m.
Friday	March 2	Northern Illinois	Surprise, Ariz. • Surprise Stadium	4:00 p.m.
Saturday	March 3	Winthrop	Surprise, Ariz. • Surprise Stadium	4:00 p.m.
Sunday	March 4	St. Mary's	Surprise, Ariz. • Surprise Stadium	4:00 p.m. [^]
Tuesday	March 6	Texas Tech	Tempe, Ariz. • Winkles Field-Packard Stadium at Brock Ballpark	6:30 p.m.
Friday	March 9	Long Beach State	Long Beach, Calif. • Blair Field	6:30 p.m.
Saturday	March 10	Long Beach State	Long Beach, Calif. • Blair Field	5:30 p.m.
Sunday	March 11	Long Beach State	Long Beach, Calif. • Blair Field	1:00 p.m.
Tuesday	March 13	Utah Valley	Tempe, Ariz. • Winkles Field-Packard Stadium at Brock Ballpark	6:30 p.m.
Wednesday	March 14	Utah Valley	Tempe, Ariz. • Winkles Field-Packard Stadium at Brock Ballpark	6:30 p.m.
Friday	March 16	UCLA*	Los Angeles, Calif. • Jackie Robinson Stadium	6:00 p.m.
Saturday	March 17	UCLA*	Los Angeles, Calif. • Jackie Robinson Stadium	2:00 p.m.
Sunday	March 18	UCLA*	Los Angeles, Calif. • Jackie Robinson Stadium	1:00 p.m.
Wednesday	March 21	UNLV	Tempe, Ariz. • Winkles Field-Packard Stadium at Brock Ballpark	6:30 p.m.
Friday	March 23	Cal*	Tempe, Ariz. • Winkles Field-Packard Stadium at Brock Ballpark	6:30 p.m.
Saturday	March 24	Cal*	Tempe, Ariz. • Winkles Field-Packard Stadium at Brock Ballpark	6:30 p.m.
Sunday	March 25	Cal*	Tempe, Ariz. • Winkles Field-Packard Stadium at Brock Ballpark	12:30 p.m.
Tuesday	March 27	Cal State Fullerton	Tempe, Ariz. • Winkles Field-Packard Stadium at Brock Ballpark	6:30 p.m.
Wednesday	March 28	Cal State Fullerton	Tempe, Ariz. • Winkles Field-Packard Stadium at Brock Ballpark	6:30 p.m.
Friday	March 30	Oregon*	Eugene Ore. • PK Park	6:00 p.m.
Saturday	March 31	Oregon*	Eugene Ore. • PK Park	2:00 p.m.
Sunday	April 1	Oregon*	Eugene Ore. • PK Park	12:00 p.m.
Thursday	April 5	Oregon State*	Tempe, Ariz. • Winkles Field-Packard Stadium at Brock Ballpark	6:30 p.m.
Friday	April 6	Oregon State*	Tempe, Ariz. • Winkles Field-Packard Stadium at Brock Ballpark	6:30 p.m.
Saturday	April 7	Oregon State*	Tempe, Ariz. • Winkles Field-Packard Stadium at Brock Ballpark	12:30 p.m.
Monday	April 9	New Mexico	Albuquerque, N.M. • Isotopes Park	6:00 p.m.
Tuesday	April 10	New Mexico	Albuquerque, N.M. • Isotopes Park	6:00 p.m.
Friday	April 13	USC*	Tempe, Ariz. • Winkles Field-Packard Stadium at Brock Ballpark	6:30 p.m.
Saturday	April 14	USC*	Tempe, Ariz. • Winkles Field-Packard Stadium at Brock Ballpark	6:30 p.m.
Sunday	April 15	USC*	Tempe, Ariz. • Winkles Field-Packard Stadium at Brock Ballpark	12:30 p.m.
Tuesday	April 17	Arizona	Tempe, Ariz. • Winkles Field-Packard Stadium at Brock Ballpark	6:30 p.m.
Friday	April 20	Stanford*	Palo Alto, Calif. • Sunken Diamond	5:30 p.m.
Saturday	April 21	Stanford*	Palo Alto, Calif. • Sunken Diamond	1:00 p.m.
Sunday	April 22	Stanford*	Palo Alto, Calif. • Sunken Diamond	1:00 p.m.
Friday	April 27	Washington State*	Pullman, Wash. • Bailey-Brayton Field	5:30 p.m.
Saturday	April 28	Washington State*	Pullman, Wash. • Bailey-Brayton Field	2:00 p.m.
Sunday	April 29	Washington State*	Pullman, Wash. • Bailey-Brayton Field	12:00 p.m.
Friday	May 4	Utah*	Tempe, Ariz. • Winkles Field-Packard Stadium at Brock Ballpark	6:30 p.m.
Saturday	May 5	Utah*	Tempe, Ariz. • Winkles Field-Packard Stadium at Brock Ballpark	6:30 p.m.
Sunday	May 6	Utah*	Tempe, Ariz. • Winkles Field-Packard Stadium at Brock Ballpark	12:30 p.m.
Friday	May 11	Gonzaga	Spokane, Wash. • Patterson Complex	6:00 p.m.
Saturday	May 12	Gonzaga	Spokane, Wash. • Patterson Complex	3:00 p.m.
Sunday	May 13	Gonzaga	Spokane, Wash. • Patterson Complex	1:00 p.m.
Wednesday	May 16	Arizona	Tempe, Ariz. • Winkles Field-Packard Stadium at Brock Ballpark	6:30 p.m.
Friday	May 18	Washington*	Tempe, Ariz. • Winkles Field-Packard Stadium at Brock Ballpark	6:30 p.m.
Saturday	May 19	Washington*	Tempe, Ariz. • Winkles Field-Packard Stadium at Brock Ballpark	6:30 p.m.
Sunday	May 20	Washington*	Tempe, Ariz. • Winkles Field-Packard Stadium at Brock Ballpark	12:30 p.m.
Friday	May 25	Arizona*	Tucson, Ariz. • Hi-Corbett Field	6:00 p.m.
Saturday	May 26	Arizona*	Tucson, Ariz. • Hi-Corbett Field	6:00 p.m.
Sunday	May 27	Arizona*	Tucson, Ariz. • Hi-Corbett Field	12:00 p.m.

* - Pac-12 Conference Game

[^] - Game will begin approximately 45 minutes following the MLB Spring Training game

****All Dates and Times Are Local To Site And Subject To Change****





Arizona State Sun Devil Baseball

2012 Roster

Position Roster

PITCHERS	POS	B/T	HT	WT	YR/EXP	Hometown (High School/Last School)
3 Young, Billy^	RHP	B/R	6-3	195	Jr./TR	Show Low, Ariz. (Show Low/MCC)
14 Gomez, Adrian^	LHP	L/L	6-2	169	Grad./TR	Battleground, Wash. (Prairie/Washington)
15 Gillies, Darin	RHP	R/R	6-4	202	Fr./HS	Hollister, Calif. (San Benito)
20 Rodgers, Brady^	RHP	R/R	6-2	198	Jr./2V	Richmond, Texas (Lamar Consolidated)
23 Bonilla, Brandon	LHP	R/L	6-3	205	Fr./HS	Greenwich, Conn. (Pendleton School)
25 Miller, Zak^	RHP	R/R	6-3	205	So./TR*	Surrey, B.C. (Elgin Park Secondary/Yavapai)
31 Dunbar, Matthew^	LHP	L/L	6-1	227	Jr./TR	Torrance, Calif. (South Torrance/Southern Nev.)
32 McAlister, Josh^	RHP	R/R	6-0	169	So./1V	Albuquerque, N.M. (La Cueva)
39 Lambson, Mark	RHP	L/R	5-10	189	So./1V	Tualatin, Ore. (Tualatin)
43 Williams, Trevor	RHP	R/R	6-3	228	So./1V	San Diego, Calif. (Rancho Bernardo)
45 Ravago, Robert^	RHP	R/R	6-1	180	Jr./TR	Tucson, Ariz. (Pueblo/Pima CC)
47 Blackford, Alex^	RHP	R/R	5-11	184	Jr./2V	Centennial, Colo. (Cherry Creek)
53 Lopez, Joseph^	RHP	R/R	5-10	189	Sr./1V	Winkelman, Ariz. (Hayden/South Mountain)
51 McCreery, Adam	LHP	L/L	6-8	219	Fr./HS	La Verne, Calif. (Bonita)
77 Dahl, Josh^	RHP	R/R	6-0	200	Jr./TR	Glendale, Ariz. (Deer Valley/CAC)
99 Barrett, Jake^	RHP/DH	R/R	6-3	230	Jr./2V	Mesa, Ariz. (Desert Ridge)

CATCHERS	POS	B/T	HT	WT	YR/EXP	Hometown (High School/Last School)
11 Causey, Nathaniel	C	L/R	6-2	236	Fr./HS	Gilbert, Ariz. (Gilbert)
13 Delso, Dylan	C	B/R	5-11	196	Fr./HS	Broken Arrow, Okla. (Broken Arrow)
38 Maggi, Beau^	C	L/R	6-0	199	So./1V*	Phoenix, Ariz. (Brophy Prep)
55 Rossiter, Max^	C	R/R	5-11	184	Jr./TR	Gilbert, Ariz. (Highland/CAC)

INFIELDBERS	POS	B/T	HT	WT	YR/EXP	Hometown (High School/Last School)
2 Davis, L Grant	INF	L/R	5-9	165	Fr./HS	Newport Beach, Calif. (JSerra Catholic)
6 Esmay, Tucker	INF	R/R	5-8	148	Fr./RS*	Casa Grande, Ariz. (Casa Grande)
7 McDonald, James	INF	B/R	5-11	186	So./1V	Phoenix, Ariz. (Chaparral)
9 Benjamin, Michael	INF	R/R	6-0	192	So./1V	Queen Creek, Ariz. (Basha)
12 Bridgewater, Rouric	INF	L/R	6-1	209	Fr./HS	Pomona, Calif. (Diamond Ranch)
17 Marrero, Deven^	INF	R/R	6-1	194	Jr./2V	Davie, Fla. (American Heritage)
18 DeMichele, Joey^	INF	L/R	5-11	188	Jr./2V	Phoenix, Ariz. (Arcadia)
19 Ruiz, Abe^	INF	L/R	6-3	237	Sr./2V	Pacific Grove, Calif. (Pacific Grove/Santa Barbara City College)
24 Wakamatsu, Jake	INF/OF	L/R	6-0	170	Fr./HS	North Richland Hills, Texas (Keller)
26 Stankiewicz, Drew	INF	L/R	5-10	185	Fr./HS	Gilbert, Ariz. (Gilbert)

OUTFIELDERS	POS	B/T	HT	WT	YR/EXP	Hometown (High School/Last School)
8 Coffman, Kasey	OF	R/R	6-3	201	So./1V	Phoenix, Ariz. (Brophy Prep)
21 Aplin, Andrew^	OF	L/L	5-11	200	Jr./2V	Suisun, Calif. (Vanden)
22 Peevyhouse, Jake	OF	L/L	5-10	190	Fr./HS	Phoenix, Ariz. (Pinnacle)
28 Allen, Trevor	OF/RHP	R/R	5-11	189	Fr./RS*	Tempe, Ariz. (Corona Del Sol)
30 Bilbrey, Kyle^	OF/INF	R/R	5-8	165	Jr./TR	Bountiful, Utah (Viewmont/Salt Lake CC)

* - Has utilized redshirt year, ^ - Draft eligible in 2012

Head Coach: 10- Tim Esmay

Associate Head Coach: 50- Travis Jewett

Assistant Coach: 57- Ken Knutson

Assistant Coach: 4- Mike Benjamin

Sports Medicine/Rehabilitation: Kenny McCarty

Strength & Conditioning: Rich Wenner

Academic Adviser: Patrice Feulner

Numerical

2	L Grant Davis, INF
3	Billy Young, RHP
4	Mike Benjamin, Asst. Coach
6	Tucker Esmay, INF
7	James McDonald, INF
8	Kasey Coffman, OF
9	Michael Benjamin, INF
10	Tim Esmay, Head Coach
11	Nathaniel Causey, C
12	Rouric Bridgewater, INF
13	Dylan Delso, C
14	Adrian Gomez, LHP
15	Darin Gillies, RHP
17	Deven Marrero, INF
18	Joey DeMichele, INF
19	Abe Ruiz, INF
20	Brady Rodgers, RHP
21	Andrew Aplin, OF
22	Jake Peevyhouse, OF
23	Brandon Bonilla, LHP
24	Jake Wakamatsu, INF/OF
25	Zak Miller, RHP
26	Drew Stankiewicz, INF
27	Kyle Bilbrey, INF/OF
28	Trevor Allen, OF/RHP
30	Bilbrey, Kyle, OF/INF
31	Matthew Dunbar, LHP
32	Josh McAlister, RHP
38	Beau Maggi, C
39	Mark Lambson, RHP
43	Trevor Williams, RHP
45	Robert Ravago, RHP
47	Alex Blackford, RHP
50	Travis Jewett, Asst. Coach
51	Adam McCreery, RHP
53	Joseph Lopez, RHP
55	Max Rossiter, C
57	Ken Knutson, Asst. Coach
77	Josh Dahl, RHP
99	Jake Barrett, RHP

By Position

Catchers.....	4
Pitchers.....	17
Infielders.....	12
Outfielders.....	6
*players with multi-positions included	

By Class

Seniors.....	3
Juniors.....	13
Sophomores.....	8
Freshmen.....	12

Batting

Lefties.....	14
Righties.....	18
Switch.....	3

Pitching

Righties.....	13
Lefties.....	4



10 Tim Esmay



PROFILE



Position:
Head Coach



Experience:
3rd Year



Overall at ASU:
12th Year

****2010 Pac-10 Coach of the Year****

Former Sun Devil player and assistant coach Tim Esmay enters his third season as Head Baseball Coach at Arizona State and 12th overall season with the program. Esmay spent five seasons as an assistant coach for ASU Baseball, including three as Assistant Head Coach. A former Sun Devil player and assistant coach, he played two seasons as an infielder under Jim Brock in 1986 and 1987 and was a member of Brock's coaching staff from 1988 to 1990 and in 1994. Esmay owns an overall coaching record of 308-263-1 entering the 2012 season, including a 95-28 mark at Arizona State. Esmay's .810 winning percentage over his first 100 games at Arizona State is the second highest in school history.

Esmay turned in one of the most memorable debut seasons at a school in history in 2010. After being named interim head coach on December 3, 2009, Esmay made his debut as Arizona State's head baseball coach on February 19, 2010, an 8-0 win over Northern Illinois. That started a winning streak that would last 24 games, breaking the school record set in 1961 for most consecutive victories to open a season. Esmay and the Devils finished the regular season with a 47-8 record, including a 20-7 mark in Pac-10 play. Arizona State won another Pac-10 title and was the #1 overall seed in the NCAA Tournament. The Sun Devils would win all five postseason games played at Packard Stadium, including two thrilling Super Regional wins over Arkansas to send Arizona State to the College World Series for the second straight year. For his efforts, Esmay was named the Pac-10 Coach of the Year. Zack MacPhee was named Pac-10 Player of the Year and Seth Blair was named Pac-10 Pitcher of the Year, while MacPhee was also a unanimous First Team All-American.

Esmay was the head baseball coach at the University of Utah from 1997 to 2004, winning a WAC title and WAC Coach of the Year honors in 1997. In eight seasons at Utah he compiled a 213-235-1 record. Esmay had 18 of his players go on to play professional baseball, including three from his last team in 2004. He also had 27 players earn all-conference honors during his tenure.

Esmay's eight-year career at Utah also saw his teams completely rewrite the Ute record books. In his first season directing the Utah baseball program, Esmay did what no Ute coach had done in 32 years when he led Utah to a WAC division title and a 36-21-1 record in 1997. The Utes posted a 22-8 record in the Northern

Division that year. They also set nine school records as Esmay was named the 1997 Louisville Slugger WAC Coach of the Year. In 2002, Esmay guided Utah to a 33-26 overall and 16-14 conference record. The 33 wins is the second most in school history since 1963, and the second-place league finish is the Utes best since joining the MWC in '99. Senior pitcher Mitch Maio garnered 2002 MWC Co-Player of the Year honors.

Esmay began his coaching career following his playing days at Arizona State (1986-87). He served as an assistant coach at Arizona State under Jim Brock from 1988 to 1990, then again in Brock's final season of 1994. He returned to Arizona State in 2005 as an assistant coach, helping the team to a third place national finish and an appearance in the College World Series. He was named the Assistant Head Coach prior to the 2007 season and served in that capacity for three seasons.

Over his playing and coaching career, Esmay has been a part of several teams that played in the College World Series in Omaha, Nebraska, including once as a player in 1987 and twice as an assistant under Jim Brock in 1988 and 1994.

Esmay was a two-year starter for the Sun Devils following an All-American career at Scottsdale Community College. The infielder hit .305 (121-for-397) during his two years in Tempe with 23 doubles and five home runs. He was a member of ASU's 1987 College World Series team and was named to the All-West Region team that season. Esmay was inducted into the Scottsdale Community College Hall of Fame in 2011. He hit .397 during his career at SCC and is still the school's record holder for career doubles.

A graduate of Horizon High School, where his number 5 was retired in 1998, Esmay also coached at Brophy College Prep in Phoenix for two years (1992-93) and was an assistant at Grand Canyon University (1995) and Utah (1996) before taking over the head job in Salt Lake City in 1997.

Esmay as ASU Head Coach

Year	Overall	Pac-10	Notes
2010	52-10	20-7	Pac-10 Champs/College World Series/Pac-10 Coach of the Year
2011	43-18	17-10	Advanced to NCAA Super Regionals
Totals	95-28	37-17	1 CWS Appearance, 1 Pac-10 Title, 2 NCAA Tournaments

Esmay's Head Coaching Record At Utah

Year	Overall	Conf.	Finish
1997	26-21-1	22-18	1st
1998	23-31	12-18	3rd
1999	22-30	8-20	10th
2000	26-30	15-15	3rd
2001	27-29	14-16	3rd
2002	33-26	16-14	2nd
2003	24-32	10-20	5th
2004	22-36	11-19	5th
Totals	213-235-1	108-130	-

57 Ken Knutson



PROFILE

Position:
Assistant Coach

Experience:
3rd year

Ken Knutson begins his third season as pitching coach at Arizona State. Knutson came to ASU after spending 17 seasons as the head coach at the University of Washington.

His second season with the Sun Devils featured five pitchers who earned Honorable Mention All-Pac-10 honors (Alex Blackford, Kramer Champlin, Mitchell Lambson, Brady Rodgers and Trevor Williams), as well as a *Collegiate Baseball* Freshman All-American (Williams). He was instrumental in helping Lambson become only the third Sun Devil with 20+ wins and 10+ saves, guiding him to a combined 15 wins and 12 saves in 2010 and '11, and helped a trio of Sun Devil pitchers get drafted by the MLB (Champlin, Lambson and Kyle Ottoson).

In his first season handling the Sun Devil pitchers in 2010, Knutson oversaw a staff that featured three 10-game winners (Seth Blair 12, Jake Borup 11 and Merrill Kelly 10), a closer who set a new school record for single-season saves (Jordan Swagerty, 14) and the top two ERA pitchers in the Pac-10 Conference (Brady Rodgers, 2.11, and Mitchell Lambson, 2.16). Blair earned Pac-10 Pitcher of the Year, the third time a pitcher coaches by Knutson has received the award (Tim Lincecum, 2004 and 2006).

During Knutson's time at the helm of Washington, he compiled a career record of 584-399-2, including a 240-189 record in Pac-10 play. He is Washington's all-time leader in coaching victories and won four Pac-10 Northern Division titles and two overall Pac-10 titles during his tenure. He led the Huskies to six NCAA Tournaments and was three times named the Pac-10 Coach of the Year (1996, 1997 and 1998).

Knutson coached 31 All-Americans at Washington, including 2006 Golden Spikes Award winner and current San Francisco Giant Tim Lincecum, as well as closers Will Fenton and Buck Merrick. Merrick is the school's all-time leader in saves with 31, while Fenton is second with 23, including the 2003 season where he did not allow a run while recording 12 saves. While at Washington, Knutson spent much of his head coaching career as the UW's pitching coach, coaching at least one All-Pac-10 pitcher every year he served in that capacity.

Prior to being named Washington's head coach in 1993, Knutson spent nine seasons with the Huskies as both a player and an assistant. In 1981, the lefty Knutson compiled a 5-2 record with a 2.89 ERA, helping

lead Washington to the Pac-10 Northern Division title, their first since 1959. He was a First Team All-Pac-10 selection that season after transferring from Seattle University, where he was an all-league performer.

From 1982 to 1986, Knutson was in charge of the Husky pitching staff, including the 1985 season when UW led the nation with a 2.80 ERA. After coaching semi-pro ball in the Seattle area, Knutson returned to Washington as the lead assistant coach and pitching coach from 1990 to 1992 before being named head coach.

Born in Sisseton, S.D., Knutson was raised in Seattle. He was an all-state pitcher at Seattle's Evergreen High School in 1976 and also quarterbacked the football team.

Knutson was married on August 31, 1991, to his wife Pam. They have three children - Halie, Andrew and Camille.

50 Travis Jewett



PROFILE

- ▶ **Position:**
Associate Head Coach/Recruiting Coordinator
- ▶ **Experience:**
3rd year

Travis Jewett enters his third season as recruiting coordinator and first as Associate Head Coach for Arizona State University. Jewett came to Arizona State from Washington State, where he spent five seasons as associate head coach and recruiting coordinator.

Jewett had coached in the Pac-10 for eight seasons prior to his arrival at ASU. He spent five years at Washington State, helping lead the Cougars to an NCAA Tournament berth in 2009, their first since 1990. Prior to coaching at WSU, Jewett spent three years at Washington coaching infielders and third base. The Huskies made the NCAA Tournament in each of Jewett's three seasons (2002-04), reaching the Regional finals all three years. While at Washington, Jewett coached under Ken Knutson, who is now the pitching coach at ASU.

Jewett was also an assistant coach at Gonzaga from 1999 to 2001, helping lead the Bulldogs to a West Coast Conference division title in 2001.

During his coaching career, Jewett has coached numerous Major Leaguers, including Jason Bay, Brent Lillibridge, Bo Hart, Sean White and 2008 and 2009 Cy Young Award winner Tim Lincecum.

A native of Tacoma, Washington, Jewett began his collegiate coaching career at Tacoma Community College, first as an assistant in 1994 then two years as the head coach. He was the head coach at Edmonds (Wash.) Community College for two seasons, earning NWAACC Coach of the Year and National Junior College Coach of the Year honors in 1998.

Jewett is a 1993 graduate of Washington State. He played two seasons at Lower Columbia College in Longview, Washington before finishing his degree at WSU, where he did not play baseball.

4

Mike Benjamin



PROFILE



Position:
Assistant Coach



Experience:
3rd year

Former Sun Devil infielder and big leaguer Mike Benjamin returns to Arizona State for his third season as an assistant coach on Tim Esmay's staff. Esmay and Benjamin were teammates at Arizona State during the 1986 and 1987 seasons under head coach Jim Brock. Benjamin was inducted into the Arizona State University Hall of Fame in 2011.

Benjamin played shortstop for the Sun Devils in 1986 and 1987, earning First Team All-American and First Team All-Pac-10 honors in 1987. He hit .315 in his ASU career, including .327 with 18 homers and 55 RBI during the '87 season. Benjamin also stole 30 bases, helping lead the Sun Devils to Omaha and the College World Series that year. He was a third round pick of the San Francisco Giants in the 1987 MLB Draft. Benjamin was named to the All-1980's squad for Arizona State Baseball by the East Valley Tribune as a shortstop.

Benjamin played 13 seasons of Major League Baseball, the first seven of which he spent with the San Francisco Giants. He made his Major League debut for the Giants on July 7, 1989 and played there through the 1995 season. He spent 1996 with the Philadelphia Phillies before joining the Boston Red Sox in 1997. He played two seasons in Boston, playing in the 1998 American League Divisional Series, before finishing his career with the Pittsburgh Pirates.

Following his pro career, Benjamin was a coach for the Chandler National Little League team that advanced to the Little League World Series in Williamsport, Pennsylvania. Benjamin's son, Michael Jr., is currently a sophomore infielder on the 2012 Sun Devil baseball team.

Kenny McCarty



PROFILE



Hometown:
Fremont, Ind.



Position:
Athletic Trainer



Experience:
15th Year

Kenny McCarty begins his 15th year as the primary Certified Athletic Trainer for the Arizona State University baseball program. McCarty is responsible for the daily prevention, evaluation, treatment, and rehabilitation of the Sun Devil baseball players' injuries. McCarty coordinates the overall healthcare of the Sun Devil baseball players utilizing team physicians, orthopedic physicians, optometrists, nutritionists, sport psychologists, as well as various other specialists. McCarty also implements a year-round program for the Sun Devil pitchers.

A part of each practice is set aside to do specific arm care exercises. Each pitcher is also evaluated and provided with a Corrective Exercise Program which addresses specific muscular weakness, flexibility, and core strength issues. Injury prevention is the primary goal of the program. An extremely valuable resource for the baseball program with his extensive knowledge of baseball-related injuries, McCarty has successfully rehabilitated multiple pitchers from Tommy John surgery. This includes former Sun Devil pitcher Mike Esposito, who made his Major League debut in 2005 with the Colorado Rockies.

McCarty also was responsible for the rehabilitation of former Sun Devil shortstop Andrew Romine. Romine underwent a first rib resection in January 2006 after suffering a blood clot in his throwing arm. He was able to return to the field three and a half months post surgery and went to be a 5th round draft pick of Los Angeles Angels of Anaheim in 2007, making his Major League debut in 2010.

McCarty presented "Special Conditioning and Rehabilitation Concepts for the Collegiate Pitcher" at the 2001 ASMI Injuries in Baseball Course in Phoenix hosted by notable baseball orthopedist Dr. James Andrews. He was also a secondary author of the NCAA's Injury Surveillance System on the Descriptive Epidemiology of Collegiate Men's Baseball Injuries from 1988-2004. This article was published in the Journal of Athletic Training in July of 2007. The article provided injury type and rate data analysis as well as recommendations for injury prevention in collegiate baseball. McCarty graduated in 1996 from Purdue University in West Lafayette, IN with a B.A. in Athletic Training. He also earned a M.S. in Exercise Science & Health Promotion from the California University of Pennsylvania in the summer of 2007.

A native of Fremont, Ind., McCarty is a member of the National Athletic Trainers Association, Rocky Mountain Athletic Trainers Association, and Arizona Athletic Trainers Association and is also a NASM certified Corrective Exercise Specialist. McCarty enjoys fishing and outdoor activities and is a huge fan of NASCAR and the Detroit Tigers. McCarty is single and resides in Chandler.

2012 SUN DEVILS



28 Trever Allen



PROFILE

▶ Class: RS Freshman	▶ Height / Weight: 5-11 / 189
▶ Hometown: Tempe, Ariz.	▶ Position: OF/RHP
▶ High School: Corona Del Sol	▶ Experience: RS
	▶ Bats/Throws: Right/Right

Legacy Devils: Trever's father Jamie was a pitcher and infielder for the Sun Devils from 1977 to 1979. He helped lead the Sun Devils to the 1977 National Championship and was a lifetime .333 hitter at ASU. He also went 6-2 on the mound. He was a two-time All-WAC team member and was a member of the 1977 All-College World Series team...Jamie played one season for the Seattle Mariners in 1983...Trever is one of four Legacy Devils on the 2010 roster (Tucker Esmay, Matt Newman, Michael Benjamin).

2011 (Freshman): Utilized his redshirt season.

High School: A 2010 graduate of Corona del Sol High School in Tempe...earned four varsity letters in baseball and soccer and one in football...was twice a team captain for soccer and once for baseball...was twice named All-Region in baseball and three times named All-City...was a decorated soccer player, twice earning All-State, twice earning All-Region and three times earning All-City...helped lead Corona del Sol to the 2009 state baseball title and the 2010 state soccer title.

Personal: Parents are Jaime and Tracee Allen of Tempe...has two older brothers, Tyler and Tanner...chose Arizona State because he's "been a Sun Devil since birth"...lists Jessica Alba and Denzel Washington as his favorite actors...says Step Brothers and Book of Eli are his favorite movies...is a fan of Josh Hamilton of the Texas Rangers...born October 16, 1991...full name is Trever Ryan Allen.

21 Andrew Aplin



PROFILE

▶ Class: Junior	▶ Height / Weight: 5-11 / 200
▶ Hometown: Suisun, Calif.	▶ Position: OF
▶ High School: Vanden	▶ Experience: 2V
	▶ Bats/Throws: Left/Left

2011 (Sophomore): Saw action in 49 games, starting 42 in center field...hit .284 (40-141) with a homer and 19 RBI...scored 23 times...recorded a perfect 1.000 fielding percentage, including seven outfield assists.

2010 (Freshman): Appeared in 41 games, making 24 starts in the outfield...hit .337 (30-89) with 25 runs scored and 14 RBI...drew 20 walks and stole seven bases.

High School: A 2009 graduate of Vanden High School in Fairfield, California...a four-year letter winner in baseball...earned All-Conference and All-City honors in all four years of high school...was named the SCAC Most Valuable Player in both 2008 and 2009...helped lead Vanden to a Section Title in 2006.

MLB Draft: Selected by the New York Yankees in the 33rd round (#1,005 overall) in the 2009 Major League Baseball draft.

Personal: Exploratory major...son of Ed and Melinda Aplin of Suisun, California...has a brother named Eddie...says future Hall of Famer Ken Griffey, Jr. is his favorite athlete...lists Seth Rogen as his favorite actor...came to Arizona State because it gave him the best chance to win a College World Series...born March 21, 1991 in Vallejo, California...full name is Andrew Ahyim Aplin.

Career Stats at Arizona State:

Year	Avg	G	G	AB	R	H	2	3	H	RB	T	SLG	B	HB	S	GD	OB	S	SB	PO	A	E	F%
P	S						B	B	R	I	B	%	B	P	O	P	P	B	A				
2010	.337	41	24	89	25	30	3	2	0	14	37	.416	20	2	10	2	.468	7	9	48	2	0	1.000
2011	.284	49	41	141	23	40	9	3	1	19	58	.411	19	3	16	1	.376	3	8	103	7	0	1.000
Totals	.304	90	66	230	48	70	12	5	1	33	95	.413	39	5	26	3	.413	10	17	151	9	0	1.000

Career Highs at Arizona State:

Hits	3	Four Times
RBI	2	Nine Times
Runs	3	Three Times





#21 • Andrew Aplin

2011 Game-by-Game Statistics

2011 Arizona State Sun Devil Baseball
Individual Game-by-Game for Arizona State (as of Jun 27, 2011)

#22 Aplin, Andrew - 49 games (All games)

Date	Opponent	Pos	AB	R	H	RBI	2B	3B	HR	BB	SB	CS	HBP	SAC	SF	GDP	K	PO	A	E	Avg
Feb 18	NEW MEXICO LOBOS	*of	4	0	1	1	0	0	0	0	0	0	0	0	0	0	0	1	0	0	.250
Feb 20	NEW MEXICO LOBOS	*of	3	0	0	0	0	0	0	1	1	0	0	0	0	0	1	0	0	0	.143
Feb 20	NEW MEXICO LOBOS	pr/of	3	1	2	0	0	0	0	0	0	0	0	0	0	0	0	1	0	0	.300
Feb 25	DELAWARE	*of	3	0	1	1	0	0	0	0	0	0	0	0	1	0	0	3	0	0	.308
Feb 26	DELAWARE-1	*of	4	0	1	0	0	0	0	0	0	0	0	0	0	0	0	3	0	0	.294
Feb 27	DELAWARE	*of	1	3	1	0	0	1	0	2	0	0	1	0	0	0	0	3	0	0	.333
Mar 03	vs CS Bakersfield	*of	3	0	0	0	0	0	0	1	0	0	0	0	0	0	0	1	0	0	.286
Mar 05	vs Kansas Jayhawks	*of	4	1	1	0	0	0	0	0	0	0	0	0	0	0	1	3	0	0	.280
Mar 06	vs UC Riverside	*of	4	1	1	0	0	0	0	0	0	0	1	0	0	0	1	4	0	0	.276
Mar 11	at Auburn Tigers	ph	1	0	1	1	0	0	0	0	0	0	0	0	0	0	0	0	0	0	.300
Mar 12	at Auburn Tigers	*of	4	0	1	1	0	0	0	1	1	0	0	0	0	0	0	4	1	0	.294
Mar 15	OKLAHOMA SOONER	*of	2	1	1	0	0	0	0	1	0	0	0	1	0	0	0	5	0	0	.306
Mar 16	OKLAHOMA SOONER	*of	4	0	0	0	0	0	0	0	0	0	0	0	0	0	1	0	0	0	.275
Mar 18	ORAL ROBERTS	*of	4	1	3	1	1	0	0	0	0	1	0	0	0	1	0	3	1	0	.318
Mar 19	ORAL ROBERTS	of	0	0	0	0	0	0	0	0	0	0	0	0	0	0	0	0	0	0	.318
Mar 20	ORAL ROBERTS	*of	3	0	0	0	0	0	0	1	0	0	0	0	0	0	1	3	0	0	.298
Mar 23	at Cal State Fullerton	*of/of	3	0	2	1	1	0	0	1	0	1	1	0	0	0	0	5	0	0	.320
Mar 25	ARIZONA	*of	3	0	1	0	0	0	0	0	0	0	0	0	0	0	1	3	0	0	.321
Mar 26	ARIZONA	*of	2	0	1	1	0	0	0	1	0	1	0	1	0	0	0	3	1	0	.327
Mar 27	ARIZONA	*of	2	0	1	0	0	0	0	2	0	0	0	0	0	0	0	1	0	0	.333
Apr 01	OREGON DUCKS	*of	3	0	0	0	0	0	0	0	0	0	0	0	0	0	0	1	0	0	.317
Apr 02	OREGON DUCKS	*of	3	2	2	1	1	0	1	0	0	0	0	0	0	0	0	3	0	0	.333
Apr 03	OREGON DUCKS	*of	3	1	1	0	0	0	0	1	0	1	0	0	0	0	1	3	0	0	.333
Apr 05	at Arizona	of	1	0	1	1	0	0	0	0	0	0	0	0	0	0	0	1	0	0	.343
Apr 08	at Oregon State	*of	4	0	0	0	0	0	0	0	0	0	0	0	0	0	0	0	1	0	.324
Apr 09	at Oregon State	of	0	0	0	0	0	0	0	0	0	0	0	0	0	0	0	0	0	0	.324
Apr 10	at Oregon State	*of	2	1	1	0	0	0	0	2	0	1	0	0	0	0	1	1	0	0	.329
Apr 15	WASHINGTON STATE	of	0	0	0	0	0	0	0	0	0	0	0	0	0	0	0	0	0	0	.329
Apr 16	WASHINGTON STATE	*of	2	1	0	0	0	0	0	2	0	0	0	0	0	0	0	1	1	0	.320
Apr 17	WASHINGTON STATE	*of	4	1	2	2	1	0	0	0	0	0	0	0	0	0	0	3	0	0	.329
Apr 21	at Cal Golden Bears	*of	7	0	0	0	0	0	0	0	0	0	0	0	0	0	1	4	0	0	.302
Apr 23	at Cal Golden Bears	*of	3	0	1	0	0	0	0	0	0	0	0	0	0	0	0	5	1	0	.303
Apr 26	at Arizona	*of	4	0	0	0	0	0	0	0	0	0	0	0	0	0	1	5	0	0	.290
Apr 29	STANFORD CARDINA	*of	2	0	0	1	0	0	0	0	0	0	0	0	1	0	0	0	0	0	.284
Apr 30	STANFORD CARDINA	*of	4	0	0	0	0	0	0	0	0	0	0	0	0	0	2	3	0	0	.273
May 01	STANFORD CARDINA	*of	3	0	0	0	0	0	0	0	0	0	0	1	0	0	0	2	0	0	.265
May 02	BYU COUGARS	*of	2	0	0	0	0	0	0	0	0	0	0	1	0	0	0	2	0	0	.260
May 03	BYU COUGARS	*of	4	0	2	1	0	0	0	0	0	0	0	0	0	0	0	5	0	0	.269
May 06	LONG BEACH STATE	*of	4	0	0	0	0	0	0	0	0	0	0	0	0	0	1	2	0	0	.259
May 08	LONG BEACH STATE	of	0	0	0	0	0	0	0	0	0	0	0	0	0	0	0	0	0	0	.259
May 14	at USC Trojans	*of	4	2	3	2	2	1	0	0	0	0	0	0	0	0	0	1	0	0	.276
May 15	at USC Trojans	*of	3	0	0	0	0	0	0	0	0	0	0	0	0	0	0	1	0	0	.269
May 21	at Washington Huskies	*of	3	3	2	0	0	0	0	1	1	0	0	0	0	0	0	0	0	0	.279
May 22	at Washington Huskies	*of	3	0	0	0	0	0	0	0	0	0	0	0	0	0	1	3	0	0	.272
May 28	UCLA BRUINS	*of	3	0	0	0	0	0	0	0	0	0	0	0	0	0	1	1	0	0	.266
Jun 04	CHARLOTTE 49ERS	*of	4	1	3	2	2	1	0	1	0	0	0	0	0	0	0	3	0	0	.280
Jun 05	ARKANSAS RAZORBA	*of	5	2	2	2	1	0	0	0	0	0	0	0	0	0	0	3	0	0	.285
Jun 10	at Texas Longhorns	*of	4	1	1	0	0	0	0	0	0	0	0	0	0	0	1	2	0	0	.284
Jun 11	vs Texas Longhorns	*of	0	0	0	0	0	0	0	1	0	0	0	1	0	0	0	2	1	0	.284
Totals		42gs	141	23	40	19	9	3	1	19	3	5	3	5	2	1	16	103	7	0	.284

On base pct. .376 • Slugging pct. .411

DEVILS



#22 • Andrew Aplin

2010 Game-by-Game Statistics

Date	Opponent	GS	AB	R	H	RBI	2B	3B	HR	BB	IBB	SB	CS	HBP	SAC	SF	GDP	K	PO	A	E	Avg	
Feb 19, 2010	Northern Illinois		0	0	0	0	0	0	0	0	0	0	0	0	0	0	0	0	0	0	0	.000	
Feb 20, 2010	Northern Illinois-2	*	4	2	2	2	0	0	0	0	0	0	0	1	0	0	0	0	1	0	0	.500	
Feb 26, 2010	Towson Tigers		1	0	0	0	0	0	0	0	0	0	0	0	0	0	0	0	0	0	0	.400	
Feb 27, 2010	Towson Tigers-2	*	4	0	0	0	0	0	0	1	0	0	0	0	0	0	0	1	3	0	0	.222	
Mar 04, 2010	vs Cal Poly Mustangs		0	0	0	0	0	0	0	0	0	0	0	0	0	0	0	0	0	0	0	.222	
Mar 05, 2010	vs Oregon State		0	0	0	0	0	0	0	0	0	0	0	0	0	0	0	0	0	0	0	.222	
Mar 06, 2010	vs UC Riverside	*	5	3	3	1	0	0	0	0	0	1	0	0	0	0	0	0	3	0	0	.357	
Mar 07, 2010	vs FIU Golden Panthers	*	3	1	1	1	0	0	0	1	0	1	0	0	0	0	0	1	3	0	0	.353	
Mar 09, 2010	Grand Canyon		0	0	0	0	0	0	0	0	0	0	0	0	0	0	0	0	0	0	0	.353	
Mar 12, 2010	Auburn Tigers		0	0	0	0	0	0	0	0	0	0	0	0	0	0	0	0	0	0	0	.353	
Mar 14, 2010	Auburn Tigers		0	0	0	0	0	0	0	0	0	0	0	0	0	0	0	0	0	0	0	.353	
Mar 16, 2010	at Cal State Fullerton	*	4	1	2	0	0	0	0	0	0	1	0	0	0	0	0	0	0	0	0	.381	
Mar 17, 2010	at Cal State Fullerton	*	2	1	1	2	0	1	0	1	0	0	0	0	1	0	0	0	5	0	0	.391	
Mar 21, 2010	Houston Cougars	*	3	2	1	1	1	0	0	1	0	0	0	0	0	0	0	0	4	0	0	.385	
Mar 26, 2010	Cal Golden Bears		1	0	0	0	0	0	0	0	0	0	0	0	0	0	0	0	0	0	0	.370	
Mar 27, 2010	Cal Golden Bears		0	0	0	0	0	0	0	0	0	0	0	0	0	0	0	0	0	0	0	.370	
Mar 28, 2010	Cal Golden Bears	*	3	0	0	0	0	0	0	1	0	0	0	0	0	0	0	2	0	0	0	.333	
Apr 01, 2010	at Oregon Ducks		0	0	0	0	0	0	0	0	0	0	0	0	0	0	0	0	0	0	0	.333	
Apr 02, 2010	at Oregon Ducks		0	0	0	0	0	0	0	1	0	0	0	0	0	0	0	0	2	0	0	.333	
Apr 05, 2010	San Diego Toreros	*	3	1	1	0	0	0	0	1	0	1	0	1	0	0	0	1	1	0	0	.333	
Apr 06, 2010	San Diego Toreros	*	3	1	1	0	0	0	0	1	0	1	0	0	0	0	0	1	0	0	0	.333	
Apr 10, 2010	at Washington State	*	5	0	2	0	0	0	0	0	0	0	0	0	0	0	0	0	4	0	0	.341	
Apr 11, 2010	at Washington State	*	4	1	1	0	0	0	0	0	0	0	0	0	0	0	0	0	1	0	0	.333	
Apr 18, 2010	USC Trojans	*	4	1	1	2	0	0	0	1	0	0	1	0	0	0	0	0	1	1	0	.327	
Apr 23, 2010	Washington Huskies		0	0	0	0	0	0	0	0	0	0	0	0	0	0	0	0	0	0	0	.327	
Apr 25, 2010	Washington Huskies		0	0	0	0	0	0	0	0	0	0	0	0	0	0	0	0	0	0	0	.327	
Apr 27, 2010	San Francisco	*	3	1	1	0	0	0	0	1	0	0	0	0	1	0	0	0	3	0	0	.327	
Apr 28, 2010	San Francisco		2	1	1	2	0	0	0	0	0	0	0	0	0	0	0	0	2	0	0	.333	
May 02, 2010	at UCLA Bruins		1	0	0	0	0	0	0	0	0	0	0	0	0	0	0	1	1	0	0	.327	
May 04, 2010	Arizona	*	2	1	1	1	0	0	0	2	0	0	0	0	0	0	0	0	2	0	0	.333	
May 10, 2010	BYU Cougars	*	4	2	2	0	0	1	0	1	0	1	0	0	0	0	0	0	1	0	0	.344	
May 11, 2010	BYU Cougars	*	4	1	1	0	0	0	0	0	0	0	0	0	0	0	0	0	0	1	0	.338	
May 16, 2010	at Arizona		1	0	0	0	0	0	0	0	0	0	0	0	0	0	0	0	0	0	0	.333	
May 17, 2010	at Arizona	*	3	0	2	2	0	0	0	1	0	0	1	0	0	0	0	0	0	0	0	.348	
May 21, 2010	Oregon State	*	3	2	1	0	0	0	0	2	0	0	0	0	0	0	0	1	1	0	0	.347	
May 22, 2010	Oregon State	*	4	0	1	0	0	0	0	0	0	0	0	0	0	0	0	0	3	0	0	.342	
May 28, 2010	at Stanford Cardinal	*	3	0	0	0	0	0	0	1	0	0	0	0	0	0	0	0	0	0	0	.329	
Jun 06, 2010	Hawai'i	*	4	1	2	0	1	0	0	0	0	0	0	0	0	0	1	0	2	0	0	.337	
Jun 12, 2010	Arkansas Razorbacks	*	4	1	2	0	1	0	0	2	0	1	0	0	0	0	0	2	3	0	0	.345	
Jun 13, 2010	Arkansas Razorbacks		0	0	0	0	0	0	0	0	0	0	0	0	0	0	0	0	0	0	0	.345	
Jun 22, 2010	vs South Carolina	*	2	1	0	0	0	0	0	1	0	0	0	0	0	0	1	0	2	0	0	.337	
Totals			24	89	25	30	14	3	2	0	20	0	7	2	2	2	0	2	10	48	2	0	.337

99 Jake Barrett



PROFILE

▶ Class: Junior	▶ Height / Weight: 6-3 / 230
▶ Hometown: Mesa, Ariz.	▶ Position: RHP/DH
▶ High School: Desert Ridge	▶ Experience: 2V
	▶ Bats/Throws: Right/Right

2011 (Sophomore): Joined the Sun Devil rotation, working mostly as the Sunday starter...started 14 games...went 7-4 with a 4.14 ERA...fanned 72 batters in 76.0 innings of work...walked only 21 hitters while allowing opponents to hit .259 against him...threw a complete game shutout at Cal, the first of his career.

2010 (Freshman): A key cog in the outstanding Sun Devil bullpen...was used mostly as the 8th inning set-up man...made 28 appearances, all in relief, compiling a 2-0 record with two saves...dominated hitters, striking out 43 batters in 29.0 innings of work...walked only 10 hitters while allowing opponents to hit .241 against him...finished the season with a 3.41 ERA.

High School: A 2009 graduate of Desert Ridge High School in Mesa Arizona...a four-year letterwinner in baseball, including 2009 when he was team captain...was named the 2009 Arizona State Player of the Year and First Team All-State in both 2008 and 2009...was the two-time Pima Region Player of the Year...helped lead Desert Ridge to the 2009 5A-2 State Championship...set Arizona High School records with 19 home runs and 65 RBI in 2009...also went 9-3 on the mound with 99 strike outs.

MLB Draft: Was a third round selection (99th overall) of the Toronto Blue Jays in the 2009 Major League Baseball draft.

Personal: Business administration major...son of Shawna Barrett of Mesa...has two brothers, Dylan and Colton...says Arizona State was his dream college...lists Manny Ramirez as his favorite player and the Los Angeles Dodgers as his favorite team...born July 22, 1991 in Upland, California...full name is Jake Dalton Barrett.

Career Pitching Stats at Arizona State:

Year	ERA	G	GS	CG	SHO	W	L	SV	IP	H	R	ER	BB	SO	Opp/Avg
2010	3.41	28	0	0	0	2	0	2	29.0	26	12	11	10	43	.241
2011	4.14	14	14	1	1	7	4	0	76.0	75	42	35	21	72	.259
Totals	3.94	42	14	1	1	9	4	2	105.0	101	54	46	31	115	.254

Career Highs at Arizona State:

Innings	9.0	at Cal, 4/23/11
Ks	11	Oklahoma, 3/16/11





#99 • Jake Barrett

2011 Game-by-Game Statistics

2011 Arizona State Sun Devil Baseball
Individual Game-by-Game for Arizona State (as of Jun 27, 2011)

#99 Barrett, Jake - 1 game (All games)

Date	Opponent	Pos	AB	R	H	RBI	2B	3B	HR	BB	SB	CS	HBP	SAC	SF	GDP	K	PO	A	E	Avg
Feb 26	DELAWARE-2	ph	1	0	0	0	0	0	0	0	0	0	0	0	0	0	0	0	0	0	.000
Totals		ogs	1	0	0	0	0	0	0	0	0	0	0	0	0	0	0	0	0	0	.000

On base pct. .000 • Slugging pct. .000

#99 Barrett, Jake - 14 appearances (All games)

Date	Opponent	GS	IP	H	R	ER	BB	SO	2B	3B	HR	WP	BK	HBP	IBB	Score	W-L	Sv	ERA	NP
Feb 20	NEW MEXICO LOBOS	*	3.0	2	1	1	2	2	0	0	0	0	1	0	0	8-1	0-0	0	3.00	54
Feb 25	DELAWARE	*	4.0	8	7	4	2	5	2	0	0	0	0	0	0	3-7	0-1	0	6.43	78
Mar 03	vs CS Bakersfield	*	6.0	3	1	0	0	6	1	0	0	0	1	0	0	1-2	0-1	0	3.46	94
Mar 11	at Auburn Tigers	*	5.2	5	6	6	3	7	2	1	1	0	0	2	0	8-7	0-1	0	5.30	99
Mar 16	OKLAHOMA SOONER	*	6.0	6	4	3	2	11	3	0	0	0	0	1	0	6-4	1-1	0	5.11	101
Mar 22	at Cal State Fullerton	*	3.1	7	7	6	0	2	1	0	0	0	0	2	0	3-7	1-2	0	6.43	53
Mar 27	ARIZONA	*	7.1	5	1	1	1	6	2	0	0	1	0	1	0	8-1	2-2	0	5.35	104
Apr 03	OREGON DUCKS	*	7.0	4	0	0	2	6	0	0	0	0	0	1	0	8-0	3-2	0	4.46	107
Apr 10	at Oregon State	*	2.1	6	7	7	2	4	2	0	1	0	1	1	0	6-9	3-3	0	5.64	50
Apr 17	WASHINGTON STATE	*	5.2	4	2	2	3	4	1	0	0	0	0	0	0	10-4	4-3	0	5.36	79
Apr 23	at Cal Golden Bears	*	9.0	5	0	0	2	2	2	0	0	0	1	0	0	6-0	5-3	0	4.55	111
May 01	STANFORD CARDINA	*	8.0	7	1	1	1	10	1	1	0	1	0	0	0	7-1	6-3	0	4.14	117
May 08	LONG BEACH STATE	*	5.0	7	2	1	0	4	1	0	0	0	1	1	0	17-9	7-3	0	3.98	80
May 15	at USC Trojans	*	3.2	6	3	3	1	3	1	0	1	0	1	0	0	2-6	7-4	0	4.14	77
Totals		14	76.0	75	42	35	21	72	19	2	3	2	6	9	0	93-58	7-4	0	4.14	-



DEVILS



#99 • Jake Barrett

2010 Game-by-Game Statistics

Date	Opponent	GS	IP	H	R	ER	BB	SO	2B	3B	HR	WP	BK	HBP	IBB	Score	W-L	SV	ERA
Feb 19, 2010	Northern Illinois		1.0	0	0	0	0	2	0	0	0	0	0	0	0	8-0	0-0	0	0.00
Feb 26, 2010	Towson Tigers		1.0	1	0	0	1	3	0	0	0	0	0	0	0	15-1	0-0	0	0.00
Feb 28, 2010	Towson Tigers		2.0	3	1	1	1	3	1	1	0	1	0	0	0	5-4	0-0	0	2.25
Mar 04, 2010	vs Cal Poly Mustangs		0.1	0	0	0	0	1	0	0	0	0	0	0	0	12-9	0-0	0	2.08
Mar 05, 2010	vs Oregon State		0.2	0	0	0	0	1	0	0	0	0	0	0	0	6-4	0-0	0	1.80
Mar 09, 2010	Grand Canyon		1.0	0	0	0	0	3	0	0	0	0	0	0	0	4-2	0-0	0	1.50
Mar 12, 2010	Auburn Tigers		1.0	1	1	1	0	2	0	0	1	0	0	0	0	9-8	1-0	0	2.57
Mar 14, 2010	Auburn Tigers		1.0	1	0	0	0	2	0	0	0	0	0	0	0	8-3	1-0	0	2.25
Mar 16, 2010	at Cal State Fullerton		0.2	1	0	0	0	1	0	0	0	0	0	0	0	6-5	1-0	0	2.08
Mar 17, 2010	at Cal State Fullerton		1.2	3	2	2	1	1	1	0	0	1	0	1	0	8-6	2-0	0	3.48
Mar 21, 2010	Houston Cougars		0.2	3	3	3	2	2	0	0	0	0	0	1	0	6-5	2-0	0	5.73
Mar 26, 2010	Cal Golden Bears		1.0	1	0	0	0	2	0	0	0	0	0	0	0	12-5	2-0	0	5.25
Apr 02, 2010	at Oregon Ducks		1.0	0	0	0	0	2	0	0	0	0	0	0	0	5-6	2-0	0	4.85
Apr 03, 2010	at Oregon Ducks		2.0	1	0	0	0	1	0	0	0	0	1	0	0	7-3	2-0	1	4.20
Apr 06, 2010	San Diego Toreros		1.0	2	1	1	0	2	0	0	0	1	0	2	0	11-6	2-0	1	4.50
Apr 10, 2010	at Washington State		0.1	0	0	0	0	0	0	0	0	1	0	0	0	11-7	2-0	2	4.41
Apr 20, 2010	Arizona		0.2	0	0	0	1	0	0	0	0	0	0	0	0	2-4	2-0	2	4.24
Apr 24, 2010	Washington Huskies		1.0	0	0	0	0	0	0	0	0	0	0	0	0	4-9	2-0	2	4.00
Apr 25, 2010	Washington Huskies		1.0	2	1	1	0	1	0	0	1	0	0	0	0	10-4	2-0	2	4.26
Apr 27, 2010	San Francisco		1.0	2	2	1	0	1	0	0	0	0	0	1	0	11-5	2-0	2	4.50
May 02, 2010	at UCLA Bruins		1.0	0	0	0	1	0	0	0	0	0	0	0	0	12-3	2-0	2	4.29
May 10, 2010	BYU Cougars		1.0	0	0	0	0	2	0	0	0	0	0	0	0	14-0	2-0	2	4.09
May 11, 2010	BYU Cougars		1.0	0	0	0	1	2	0	0	0	0	0	0	0	7-2	2-0	2	3.91
May 15, 2010	at Arizona		1.0	2	0	0	0	1	0	0	0	0	0	0	0	12-4	2-0	2	3.75
May 21, 2010	Oregon State		1.0	0	0	0	0	2	0	0	0	0	0	0	0	10-4	2-0	2	3.60
May 23, 2010	Oregon State		2.1	1	0	0	1	5	0	0	0	1	0	0	0	8-9	2-0	2	3.29
Jun 05, 2010	Hawai'i		1.0	0	0	0	1	0	0	0	0	0	0	0	0	12-1	2-0	2	3.18
Jun 13, 2010	Arkansas Razorbacks		0.2	2	1	1	0	1	1	0	0	0	0	0	0	7-5	2-0	2	3.41
Totals		0	29.0	26	12	11	10	43	3	1	2	5	1	5	0	242-124	2-0	2	3.41



DEVILS

9 Michael Benjamin



PROFILE

- ▶ **Class:**
Sophomore
- ▶ **Hometown:**
Queen Creek, Ariz.
- ▶ **High School:**
Basha
- ▶ **Height / Weight:**
6-0 / 192
- ▶ **Position:**
IF
- ▶ **Experience:**
1V
- ▶ **Bats/Throws:**
Right/Right

Legacy Devils: Michael's father Mike was an All-American infielder for the Sun Devils in 1986 and 1987. He was a third round pick of the San Francisco Giants and went to a 13-year big league career. He is currently in his third season as an assistant coach for Arizona State baseball.

2011 (Freshman): Appeared in 12 games, making five starts...hit .182 (4-22) with a homer and three RBI...his first career hit was a memorable one, as it was a home run against BYU.

High School: A 2010 graduate of Basha High School...earned three varsity letters in both football and baseball...earned honorable mention All-Region honors as a sophomore, Second Team honors as a junior and First Team as a senior...was also a First Team All-Region quarterback and Second Team All-State QB as well as team MVP.

MLB Draft: A 45th round pick (1,370th overall) choice of the Colorado Rockies in the 2010 Major League Baseball draft.

Personal: Plans to major in psychology...parents are Mike and Karen Benjamin of Queen Creek, Arizona...played in the 2003 Little League World Series for the Chandler All-Stars...his father was a coach on that team...would choose to have dinner with Babe Ruth, Tim Tebow, Sheriff Joe Arpaio and John McCain...chose ASU because "I was raised a Devil and I've always wanted to play here"...lists the Boston Red Sox as his favorite team...born March 18, 1992...full name is Michael Paul Benjamin.

Year	Avg.	GP	GS	AB	R	H	2B	3B	HR	RBI	SLG%	BB	HBP	SO	GDP	OBP	SB	SBA	PO	A	E	F%
2011	.182	12	5	22	7	4	1	0	1	3	8	2	0	4	0	.240	0	0	3	15	1	.947



#9 • Michael Benjamin

2011 Game-by-Game Statistics

2011 Arizona State Sun Devil Baseball Individual Game-by-Game for Arizona State (as of Jun 27, 2011)

#9 Benjamin, Michael - 12 games (All games)

Date	Opponent	Pos	AB	R	H	RBI	2B	3B	HR	BB	SB	CS	HBP	SAC	SF	GDP	K	PO	A	E	Avg
Feb 26	DELAWARE-2	3b	0	0	0	0	0	0	0	0	0	0	0	0	0	0	0	0	0	0	.000
Feb 27	DELAWARE	pr/3b	0	0	0	0	0	0	0	0	0	0	0	0	0	0	0	0	0	0	.000
Mar 06	vs UC Riverside	pr	0	1	0	0	0	0	0	0	0	0	0	0	0	0	0	0	0	0	.000
May 01	STANFORD CARDINA	ph/3b	3	0	0	0	0	0	0	0	0	0	0	0	0	0	1	0	2	0	.000
May 02	BYU COUGARS	*ss	3	2	1	2	0	0	1	0	0	0	0	0	0	0	0	1	0	1	.167
May 03	BYU COUGARS	*ss	4	0	0	0	0	0	0	0	0	0	0	0	0	0	1	0	2	0	.100
May 06	LONG BEACH STATE	*ss	4	1	2	0	1	0	0	0	0	0	0	0	0	0	1	0	3	0	.214
May 07	LONG BEACH STATE	*ss	3	1	1	0	0	0	0	1	0	0	0	0	0	0	0	1	4	0	.235
May 08	LONG BEACH STATE	*ss	4	1	0	1	0	0	0	0	0	0	0	0	1	0	1	1	3	0	.190
May 21	at Washington Huskies	ph/3b	0	1	0	0	0	0	0	1	0	0	0	0	0	0	0	0	1	0	.190
Jun 04	CHARLOTTE 49ERS	ph/3b	1	0	0	0	0	0	0	0	0	0	0	0	0	0	0	0	0	0	.182
Jun 11	vs Texas Longhorns	pr	0	0	0	0	0	0	0	0	0	0	0	0	0	0	0	0	0	0	.182
Totals		5gs	22	7	4	3	1	0	1	2	0	0	0	0	1	0	4	3	15	1	.182

On base pct. .240 • Slugging pct. .364



30 Kyle Bilbrey



PROFILE

- ▶ **Class:**
Junior
- ▶ **Hometown:**
Bountiful, Utah
- ▶ **High School:**
Viewmont
- ▶ **Last College:**
Salt Lake
- ▶ **Height / Weight:**
5-8 / 165
- ▶ **Position:**
OF/INF
- ▶ **Birthdate:**
07/12/1990
- ▶ **Experience:**
TR

COLLEGIATE SUMMER LEAGUE: Played for Team Vegas in the California Collegiate League in 2010 and 2011...two-time California Collegiate League All-Star ('10, '11)...2010 California Collegiate League First-Team selection.

JUNIOR COLLEGE: Played two season at Salt Lake Community College ('10, '11)...batted .335 with 31 stolen bases as the leadoff hitter his sophomore season...as a freshman in 2010, batted .341 with 21 stolen bases as the leadoff hitter...2010 Scenic West Athletic Conference (SWAC) Region 18 Second-Team member...2011 SWAC Region 18 Honorable Mention...part of a team-record 49 wins in 2011 and helped capture the Region 18 championship.

HIGH SCHOOL: A 2009 graduate of Viewmont High School in Bountiful, Utah...three-time All-State selection, including 2008 and 2009 First-Team member...named 2009 Senior All-Star after batting .476 as the leadoff hitter for the entire season...helped lead the team to four consecutive Region 1 championships...coached by Roger Farnsworth in baseball...three-year letterman in both baseball and football...accomplished football player, named 2007 and 2008 Viewmont HS Special Teams Player of the Year and a 2008 Region 1 First-Team selection...averaged 40.4 yards per punt.

PERSONAL:Exercise and wellness health promotion major...lists golf as a hobby...says making the last out to win the Region 18 championship with Salt Lake Community College is his most exciting sports moment...born July, 12, 1990, in Salt Lake City...parents are Gary and Shelley of Bountiful, Utah...full name is Kyle Jesse Bilbrey.

Career Stats at Salt Lake CC:

Bilbrey's Career Statistics

Year	Avg.	GP	GS	AB	R	H	2B	3B	HR	RBI	TB	SLG%	BB	HBP	SO	GDP	OBP	SB	SBA	PO	A	E	F%
2010	.341	54	51	176	48	60	9	6	2	28	87	.494	18	19	16	0	.449	21	26	88	40	3	.977
2011	.335	63	63	227	62	76	14	1	2	43	98	.432	25	14	21	1	.431	31	36	107	131	10	.960

47 Alex Blackford



PROFILE

- ▶ **Class:** Junior
- ▶ **Hometown:** Centennial, Colo.
- ▶ **High School:** Cherry Creek
- ▶ **Height / Weight:** 5-11 / 196
- ▶ **Position:** RHP
- ▶ **Experience:** 2v
- ▶ **Bats/Throws:** Right/Right

2011 (Sophomore): Became a key member of the Sun Devil pitching staff as both a late inning reliever and a spot starter...earned Honorable Mention All-Pac-10 honors...appeared in 24 games, starting four...finished with a 4-1 record with a save...threw 61.0 innings and had a 2.66 ERA...struck out 55 hitters and opponents batted .229 against him.

2010 (Freshman): Made six appearances, including one start...pitched 12.0 total innings, striking out 12 hitters and compiling a 4.50 ERA.

High School: A 2009 graduate of Cherry Creek High School in Greenwood Village, Colorado...named captain of the baseball team...was named the 5A Pitcher of the Year and selected to the All-State team...was a Preseason All-American.

Personal: A management major...son of David and Jo Ann Blackford of Centennial, Colorado...has an older brother, Matt...chose ASU because it gave him the chance to win a national championship...lists Seinfeld as his favorite TV show and The Hangover as his favorite movie...says Troy Tulowitzki of the Colorado Rockies is favorite player...born November 16, 1990...full name is Alexander David Blackford.

Career Pitching Stats at Arizona State:

Year	ERA	G	GS	CG	W	L	SV	IP	H	R	ER	BB	SO	Opp/Avg
2010	4.50	6	1	0	0	0	1	12.0	13	6	6	8	12	.289
2011	2.66	24	4	0	4	1	1	61.0	52	23	18	23	55	.229
Totals	2.96	30	5	0	4	1	2	73.0	65	29	24	31	67	.239

Career Highs at Arizona State:

Innings	6.0	at Cal State Fullerton, 3/23/11
Ks	7	BYU, 5/3/11




#47 • Alex Blackford

2011 Game-by-Game Statistics

2011 Arizona State Sun Devil Baseball
Individual Game-by-Game for Arizona State (as of Jun 27, 2011)

#47 Blackford, Alex - 24 appearances (All games)

Date	Opponent	GS	IP	H	R	ER	BB	SO	2B	3B	HR	WP	BK	HBP	IBB	Score	W-L	Sv	ERA	NP
Feb 18	NEW MEXICO LOBOS		4.0	6	2	1	1	5	0	0	0	0	0	0	0	8-2	0-0	1	2.25	68
Feb 27	DELAWARE	*	5.0	5	3	2	2	5	2	0	0	0	0	0	0	13-4	1-0	1	3.00	78
Mar 06	vs UC Riverside	*	5.0	6	3	3	3	2	1	1	0	0	0	0	0	5-4	1-0	1	3.86	81
Mar 12	at Auburn Tigers		3.0	3	1	1	3	2	0	0	0	0	0	0	0	9-5	1-0	1	3.71	40
Mar 15	OKLAHOMA SOONER		4.2	3	2	2	2	5	0	0	0	3	0	0	0	6-2	1-0	1	3.74	85
Mar 20	ORAL ROBERTS		1.2	2	0	0	0	2	0	0	0	0	0	0	0	2-5	1-0	1	3.47	27
Mar 23	at Cal State Fullerton	*	6.0	3	1	1	2	5	0	0	1	1	0	1	0	10-1	2-0	1	3.07	98
Apr 03	OREGON DUCKS		1.0	0	0	0	1	1	0	0	0	0	0	1	0	8-0	2-0	1	2.97	16
Apr 05	at Arizona		3.0	2	0	0	0	1	1	0	0	0	0	0	0	10-5	3-0	1	2.70	38
Apr 08	at Oregon State		1.0	0	0	0	0	1	0	0	0	0	0	0	0	3-5	3-0	1	2.62	17
Apr 10	at Oregon State		2.0	2	1	1	0	3	1	0	0	0	0	0	0	6-9	3-0	1	2.72	34
Apr 15	WASHINGTON STATE		0.1	0	0	0	1	0	0	0	0	0	0	0	0	3-1	3-0	1	2.70	6
Apr 16	WASHINGTON STATE		2.2	1	0	0	1	4	0	0	0	0	0	0	0	8-2	3-0	1	2.52	42
Apr 21	at Cal Golden Bears		4.0	2	1	1	3	3	1	0	0	0	0	0	0	6-4	3-0	1	2.49	71
Apr 26	at Arizona		2.2	0	0	0	0	1	0	0	0	0	0	0	0	4-3	4-0	1	2.35	27
Apr 30	STANFORD CARDINAL		0.1	2	1	1	0	0	0	0	0	0	0	0	0	4-6	4-0	1	2.53	10
May 03	BYU COUGARS	*	5.0	5	5	2	1	7	1	0	0	1	1	0	0	4-6	4-1	1	2.63	93
May 08	LONG BEACH STATE		2.0	1	0	0	0	1	0	1	0	0	0	0	0	17-9	4-1	1	2.53	27
May 14	at USC Trojans		1.2	1	0	0	1	1	0	0	0	1	0	0	0	7-4	4-1	1	2.45	31
May 22	at Washington Huskies		2.2	2	1	1	1	4	2	0	0	0	0	0	0	0-3	4-1	1	2.50	41
May 27	UCLA BRUINS		1.1	4	2	2	1	1	1	1	0	0	0	0	0	3-10	4-1	1	2.75	24
May 29	UCLA BRUINS		1.0	1	0	0	0	1	0	0	0	0	0	0	0	10-5	4-1	1	2.70	10
Jun 05	ARKANSAS RAZORBA		0.1	1	0	0	0	0	0	0	0	0	0	2	0	13-4	4-1	1	2.69	16
Jun 11	vs Texas Longhorns		0.2	0	0	0	0	0	0	0	0	0	0	0	0	1-5	4-1	1	2.66	6
Totals		4	61.0	52	23	18	23	55	10	3	1	6	1	4	0	160-104	4-1	1	2.66	-




DEVILS



#47 • Alex Blackford

2010 Game-by-Game Statistics

Date	Opponent	GS	IP	H	R	ER	BB	SO	2B	3B	HR	WP	BK	HBP	IBB	Score	W-L	SV	ERA
Feb 28, 2010	Towson Tigers		1.0	0	0	0	1	2	0	0	0	0	0	0	0	5-4	0-0	0	0.00
Mar 06, 2010	vs UC Riverside		3.0	1	0	0	2	1	0	0	0	0	0	0	0	16-2	0-0	1	0.00
Mar 19, 2010	Houston Cougars		1.0	1	0	0	0	0	0	0	0	0	0	0	0	10-1	0-0	1	0.00
Apr 06, 2010	San Diego Toreros		3.1	3	0	0	2	4	1	0	0	0	0	0	0	11-6	0-0	1	0.00
Apr 10, 2010	at Washington State		0.2	3	3	3	2	1	0	0	0	0	0	0	0	11-7	0-0	1	3.00
Apr 28, 2010	San Francisco	*	3.0	5	3	3	1	4	3	0	0	0	1	0	0	21-3	0-0	1	4.50
Totals		1	12.0	13	6	6	8	12	4	0	0	0	1	0	0	74-23	0-0	1	4.50



23 Brandon Bonilla



PROFILE

▶ Class: Freshman	▶ Height / Weight: 6-3 / 205
▶ Hometown: Greenwich, Conn.	▶ Position: LHP
▶ High School: IMG Academy-Pendleton School	▶ Experience: HS
	▶ Bats/Throws: R/L

Baseball Bloodlines: Brandon's father Bobby played 16 seasons in the Major Leagues (1986-2001) for the Chicago White Sox, Pittsburgh Pirates, New York Mets, Baltimore Orioles, Florida Marlins, Los Angeles Dodgers, Atlanta Braves and St. Louis Cardinals...Bobby was a six-time All-Star and won the World Series in 1997 with the Marlins...Brandon's Godfather is former Sun Devil legend and MLB Home Run King Barry Bonds...Bonds and Bobby Bonilla were teammates with the Pirates.

High School: Attended IMG Academy- Pendleton School in Bradenton, Florida...went 3-4 with a save during his senior season...struck out 97 batters in 78 innings and had a 2.51 ERA.

MLB: Selected in the 37th round (1,128th overall) of the 2011 MLB Draft by the Colorado Rockies.

Personal: Exploratory major...has an older sister, Danielle...would like to visit Japan...The Master's Tournament at Augusta would be his ultimate sports experience...born October 21, 1993 in Stamford, Connecticut...full name is Brandon Ace Bonilla.

12 Rouric Bridgewater



PROFILE

▶ Class: Freshman	▶ Height / Weight: 6-1 / 209
▶ Hometown: Pomona, Calif.	▶ Position: IF
▶ High School: Diamond Ranch	▶ Experience: HS
	▶ Bats/Throws: L/R

High School: A 2011 graduate of Diamond Ranch High School...earned three letters in baseball...was a two-time team captain...earned All-League honors in 2009, 2010 and 2011...was named All-Area, All-Valley, All-State and the League Most Valuable Player in 2010...named All-League, All-Area and All-Valley as a senior...set school records with his 10 home runs and .580 average as a junior.

Personal: Plans to major in communications...son of Steve and Colleen...has a sister, Becca...his father played baseball for Loyola Marymount...is a fan of the Miami Dolphins...lists Ray Lewis of the Baltimore Ravens as his favorite athlete...born December 23, 1992.

11 Nathaniel Causey



PROFILE

▶ Class: Freshman	▶ Height / Weight: 6-2 / 236
▶ Hometown: Gilbert, Ariz.	▶ Position: C
▶ High School: Gilbert	▶ Experience: HS
	▶ Bats/Throws: L/R

High School: A 2011 graduate of Gilbert High School...earned three letters in baseball, four in football and one in basketball...was the baseball team captain during his senior season...was named First Team All-State as a senior...his senior season hit .493 with 14 home runs.

MLB Draft: Was a 46th round pick (1,398th overall) of the Colorado Rockies in the 2011 MLB Draft.

Personal: Plans to major in communications...son of Wade and Candice Causey of Gilbert...has three siblings...says 61* is his favorite movie...lists Minnesota Vikings running back Adrian Peterson as his favorite athlete...would love to attend a FIFA World Cup...born March 6, 1993...full name is Nathaniel James Causey.

8

Kasey Coffman



PROFILE

- ▶ **Class:**
Sophomore
- ▶ **Hometown:**
Phoenix, Ariz.
- ▶ **High School:**
Brophy Prep
- ▶ **Height / Weight:**
6-3 / 201
- ▶ **Position:**
OF
- ▶ **Experience:**
1V
- ▶ **Bats/Throws:**
Left/Right

2011 (Freshman): Appeared in three games, all as a pinch-hitter...went 1-3 with an RBI.

High School: A 2010 graduate of Brophy College Prep in Phoenix, Arizona...earned three varsity letters in baseball and one in football...was a baseball team captain during his senior season...earned All-Region honors junior and senior years...was a member of the Don Mattingly World Series champs in 2009...was a member of the Connie Mack state champions in 2010...was a member of the 2007 state football champs.

Personal: Parents are Gary and Mary Coffman...chose ASU because of the winning culture and the aura Packard Stadium gives off...lists Billy Madison as his favorite movie...says HBO's Eastbound and Down is his favorite show...lists Chicago Bears quarterback Jay Cutler as his favorite player...full name is Kasey Mark Coffman.

Career Stats at Arizona State:

Year	Avg.	GP	GS	AB	R	H	2B	3B	HR	RBI	TB	SLG%	BB	HBP	SO	GDP	OBP	SB	SBA	PO	A	E	F%
2011	.333	3	0	3	0	1	0	0	0	1	1	.333	0	0	2	0	.333	0	0	3	0	0	1.000



#8 • Kasey Coffman


2011 Game-by-Game Statistics

2011 Arizona State Sun Devil Baseball Individual Game-by-Game for Arizona State (as of Jun 27, 2011)

#8 Coffman, Kasey - 3 games (All games)

Date	Opponent	Pos	AB	R	H	RBI	2B	3B	HR	BB	SB	CS	HBP	SAC	SF	GDP	K	PO	A	E	Avg
Feb 26	DELAWARE-2	of	0	0	0	0	0	0	0	0	0	0	0	0	0	0	0	0	0	0	.000
Feb 27	DELAWARE	ph/of	1	0	1	1	0	0	0	0	0	0	0	0	0	0	0	1	0	0	1.000
May 08	LONG BEACH STATE	ph/of	2	0	0	0	0	0	0	0	0	0	0	0	0	0	2	2	0	0	.333
Totals		Ogs	3	0	1	1	0	0	0	0	0	0	0	0	0	0	2	3	0	0	.333

On base pct. .333 • Slugging pct. .333



77 Josh Dahl



PROFILE

- ▶ **Class:**
Junior
- ▶ **Hometown:**
Glendale, Ariz.
- ▶ **High School:**
Deer Valley
- ▶ **Last College:**
Central Arizona College
- ▶ **Height / Weight:**
6-0 / 200
- ▶ **Position:**
RHP
- ▶ **Experience:**
TR
- ▶ **Bats/Throws:**
R/R

Junior College: Pitched two seasons at Central Arizona, going 4-2 with three saves...threw 41.1 career innings and had an ERA of 5.00...named to the All-Star team both seasons and was a member of two conference championship teams...helped lead CAC to a runner-up finish at the JuCo World Series.

High School: A 2009 graduate of Deer Valley High School...was named All-Region four times and twice earned Second Team All-State honors...got the game-winning hit in the 2006 State Title game as a freshman.

Personal: Exploratory major...son of Fred and Janita...has a younger sister, Brittany...lists Will Ferrell as his favorite actor...says Blue Mountain State is his favorite TV show...is an Arizona Diamondbacks fan...born September 24, 1991...full name is Joshua Burton Dahl.

Career Pitching Stats at College of Central Arizona College:

Year	ERA	G-GS	W	L	SV	IP	H	R	ER	BB	SO
2010	5.33	16-2	3	1	1	25.1	22	19	15	24	27
2011	4.50	18-0	1	1	2	16.0	15	8	8	13	13
Totals	5.00	34-2	4	2	3	41.1	37	27	23	37	40

2

L Grant Davis



PROFILE

- | | |
|---|--|
| ▶ Class:
Freshman | ▶ Height / Weight:
5-9 / 165 |
| ▶ Hometown:
Newport Beach, Calif. | ▶ Position:
IF |
| ▶ High School:
JSerra Catholic | ▶ Experience:
HS |
| | ▶ Bats/Throws:
L/R |

High School: A 2011 graduate of JSerra Catholic High School in San Juan Capistrano, California...a two-year letterwinner in baseball...was coached by former Sun Devil infielder Dennis Wyrick...earned a Gold Glove and Silver Slugger award his senior year...hit .360 with 12 stolen bases and a .463 OBP...was First Team All-Trinity League and Second Team All-CIF Division I at JSerra Catholic.

Personal: Plans to major in business...son of Lenny and Jill of Newport Beach, California...has a younger brother, Jack...lists Robinson Cano of the New York Yankees as his favorite athlete...born June 29, 1993.

13 Dylan Delso



PROFILE

- | | |
|---|---|
| ▶ Class:
Freshman | ▶ Height / Weight:
5-11 / 196 |
| ▶ Hometown:
Broken Arrow, Okla. | ▶ Position:
C |
| ▶ High School:
Broken Arrow | ▶ Experience:
HS |
| | ▶ Bats/Throws:
B/R |

High School: A 2011 graduate of Broken Arrow High School...earned four letters in baseball and was a team captain...was named to the All-Area Code Team...hit .411 as a senior with six homers.

Personal: Exploratory major...son of Dusty and Darci...has two sisters, Danielle and Diandra...his father played baseball at Oral Roberts...enjoys golfing...says Will Ferrell is his favorite actor and Step Brothers is his favorite movie...lists the Baltimore Orioles as his favorite team...born September 10, 1992.

18 Joey DeMichele



PROFILE

- ▶ **Class:**
Junior
- ▶ **Hometown:**
Phoenix, Ariz.
- ▶ **High School:**
Arcadia
- ▶ **Height / Weight:**
5-11 / 188
- ▶ **Position:**
IF
- ▶ **Experience:**
2V
- ▶ **Bats/Throws:**
Left/Right

2011 (Sophomore): Burst onto the scene as a sophomore, winning the Pac-10 batting crown with his .368 average...was a First Team ABCA All-American, a Third Team Baseball America All-American, a First Team ABCA All-West Region choice and a First Team All-Pac-10 pick...also earned First Team Academic All-Pac-10 honors and First Team Academic All-District VIII honors...appeared in 52 games, starting 49...bashed a team-leading nine home runs, including three against Stanford on May 1, and drove in 51...led the Pac-10 in batting average (.368), slugging percentage (.663), triples (7) and total bases (128)...collected two five-hit games (at Auburn, Long Beach State)...was named the Most Outstanding Player of the Tempe Regional...drove in 12 runs in six postseason games...participated in the TD Ameritrade College Home Run Derby in Omaha.

2010 (Freshman): Saw action in eight games...went 1-9 with an RBI...was perfect in nine chances defensively.

High School: A 2009 graduate of Arcadia High School in Phoenix...a four year starter for Arcadia...team captain in his junior and senior seasons...twice named to the All-Arizona Baseball Team, including being the only junior selected in 2008...named to the 4A All-Star team in 2009...4A East Sky Regional Player of the Year in 2009...named to the ESPN-RISE All-Area team in 2009...ABCA/Rawlings High School All-American and All-Region choice in 2008...hit .550 with 13 home runs and a record 1.130 slugging percentage during his senior season.

Personal: Majoring in finance...son of Jill and Dan DeMichele of Phoenix...has two brothers, Tommy and Danny...says Seinfeld is his favorite TV show...lists former Sun Devil and current Red Sox second baseman Dustin Pedroia as his favorite player...born February 5, 1991 in Phoenix...full name is Joseph Daniel DeMichele.

Career Stats at Arizona State:

Year	Avg.	GP	GS	AB	R	H	2B	3B	HR	RBI	TB	SLG%	BB	HBP	SO	GDP	OBP	SB	SBA	PO	A	E	F%
2010	.111	8	0	9	1	1	0	0	0	1	1	.111	1	0	2	0	.200	0	0	3	6	0	1.000

2011	.368	52	49	193	37	71	16	7	9	51	128	.663	14	2	27	2	.412	6	8	33	13	3	.939
Totals	.356	60	49	202	38	72	16	7	9	52	129	.639	15	2	29	2	.403	6	8	36	19	3	.948





#18 • Joey DeMichele

2011 Game-by-Game Statistics

2011 Arizona State Sun Devil Baseball
Individual Game-by-Game for Arizona State (as of Jun 27, 2011)

#18 DeMichele, Joey - 52 games (All games)

Date	Opponent	Pos	AB	R	H	RBI	2B	3B	HR	BB	SB	CS	HBP	SAC	SF	GDP	K	PO	A	E	Avg
Feb 20	NEW MEXICO LOBOS	1b	0	0	0	0	0	0	0	0	0	0	0	0	0	0	0	0	0	0	.000
Feb 20	NEW MEXICO LOBOS	*1b	4	1	2	2	0	1	0	0	0	0	0	0	0	0	0	15	1	0	.500
Feb 25	DELAWARE	*dh	4	1	1	0	1	0	0	0	0	0	0	0	0	0	0	0	0	0	.375
Feb 26	DELAWARE-2	1b	0	0	0	0	0	0	0	0	0	0	0	0	0	0	0	2	0	0	.375
Feb 27	DELAWARE	*dh	5	2	2	2	1	0	1	0	0	0	0	0	0	0	0	0	0	0	.385
Mar 03	vs CS Bakersfield	*dh	4	0	1	0	0	0	0	0	0	0	0	0	0	0	1	0	0	0	.353
Mar 05	vs Kansas Jayhawks	*dh	3	0	0	0	0	0	0	1	0	0	0	0	0	0	1	0	0	0	.300
Mar 06	vs UC Riverside	ph	1	0	0	0	0	0	0	0	0	0	0	0	0	0	0	0	0	0	.286
Mar 12	at Auburn Tigers	*dh	5	4	5	0	3	0	0	0	0	0	0	0	0	0	0	0	0	0	.423
Mar 13	at Auburn Tigers	*dh	3	0	0	0	0	0	0	0	0	0	0	1	0	0	2	0	0	0	.379
Mar 15	OKLAHOMA SOONER	*dh	4	1	2	1	0	0	0	0	0	0	0	0	0	0	1	0	0	0	.394
Mar 18	ORAL ROBERTS	*dh	3	1	2	0	0	0	0	1	0	0	0	0	0	1	0	0	0	0	.417
Mar 19	ORAL ROBERTS	*dh	3	0	2	1	1	0	0	1	0	0	0	0	0	0	0	0	0	0	.436
Mar 20	ORAL ROBERTS	*dh	3	0	1	1	0	0	0	1	0	0	0	0	0	0	0	0	0	0	.429
Mar 22	at Cal State Fullerton	*dh	4	1	1	0	1	0	0	0	0	0	0	0	0	0	1	0	0	0	.413
Mar 23	at Cal State Fullerton	*dh	5	1	2	2	1	0	0	0	0	0	0	0	0	0	1	0	0	0	.412
Mar 25	ARIZONA	*dh	3	0	1	1	0	1	0	1	0	0	0	0	0	0	2	0	0	0	.407
Mar 26	ARIZONA	*dh	4	1	1	0	0	1	0	0	0	0	0	0	0	0	1	0	0	0	.397
Mar 27	ARIZONA	*dh	2	1	0	0	0	0	0	1	0	0	0	0	0	0	0	0	0	0	.383
Apr 01	OREGON DUCKS	*dh	4	1	2	1	0	0	0	0	0	0	0	0	0	0	0	0	0	0	.391
Apr 02	OREGON DUCKS	*dh	4	0	0	0	0	0	0	0	0	0	0	0	0	0	2	0	0	0	.368
Apr 03	OREGON DUCKS	*dh	3	1	1	2	1	0	0	1	0	0	0	0	0	0	0	0	0	0	.366
Apr 08	at Oregon State	*dh	4	0	1	1	0	0	0	0	0	0	0	0	0	0	1	0	0	0	.360
Apr 15	WASHINGTON STATE	*3b	4	0	0	0	0	0	0	0	0	0	0	0	0	0	1	1	1	0	.342
Apr 16	WASHINGTON STATE	*3b	4	1	3	3	0	0	0	1	1	0	0	0	0	0	0	1	2	0	.361
Apr 17	WASHINGTON STATE	*dh	5	1	3	1	1	0	0	0	1	0	0	0	0	0	0	0	0	0	.375
Apr 21	at Cal Golden Bears	*dh	6	2	1	1	0	0	0	1	2	0	0	0	0	0	1	0	0	0	.362
Apr 23	at Cal Golden Bears	*dh	4	1	2	2	0	0	1	0	0	0	0	0	0	0	0	0	0	0	.367
Apr 26	at Arizona	*1b	4	1	1	0	0	0	0	0	0	0	0	0	0	0	0	9	1	0	.363
Apr 29	STANFORD CARDINA	*dh	4	1	3	3	0	0	0	0	0	0	0	0	1	0	0	0	0	0	.377
Apr 30	STANFORD CARDINA	*dh	4	0	0	0	0	0	0	0	0	0	0	0	0	0	2	0	0	0	.364
May 01	STANFORD CARDINA	*dh	3	3	3	5	0	0	3	0	0	1	1	0	0	0	0	0	0	0	.381
May 02	BYU COUGARS	*3b	3	0	1	0	1	0	0	0	0	0	0	0	0	0	1	2	0	0	.379
May 03	BYU COUGARS	*3b	3	1	1	0	0	1	0	1	0	0	1	0	0	0	1	0	1	2	.378
May 06	LONG BEACH STATE	*dh	4	1	2	3	0	2	0	0	0	0	0	0	0	0	0	0	0	0	.382
May 07	LONG BEACH STATE	*3b	5	1	5	3	1	0	0	0	0	0	0	0	0	0	0	1	5	0	.406
May 08	LONG BEACH STATE	*3b	5	2	2	1	0	0	1	0	0	0	0	0	0	0	1	2	2	1	.406
May 13	at USC Trojans	*dh	4	0	2	0	1	0	0	0	0	0	0	0	0	1	0	0	0	0	.409
May 14	at USC Trojans	*dh	5	0	1	0	0	0	0	0	0	0	0	0	0	0	1	0	0	0	.401
May 15	at USC Trojans	*dh	4	0	0	0	0	0	0	0	0	0	0	0	0	0	0	0	0	0	.390
May 20	at Washington Huskies	*dh	3	1	1	2	0	0	1	1	0	0	0	0	0	0	0	0	0	0	.389
May 21	at Washington Huskies	*dh	4	0	1	0	0	0	0	0	1	1	0	0	0	0	1	0	0	0	.386
May 22	at Washington Huskies	*dh	4	0	1	0	0	0	0	0	0	0	0	0	0	0	0	0	0	0	.382
May 27	UCLA BRUINS	*dh	4	1	2	0	1	0	0	1	0	0	0	0	0	0	1	0	0	0	.385
May 28	UCLA BRUINS	*dh	4	0	0	0	0	0	0	0	0	0	0	0	0	0	3	0	0	0	.376
May 29	UCLA BRUINS	*dh	5	1	1	1	0	0	0	0	0	0	0	0	0	0	0	0	0	0	.371
Jun 03	NEW MEXICO LOBOS	*dh	4	1	2	4	1	0	1	0	0	0	0	0	0	0	0	0	0	0	.374
Jun 04	CHARLOTTE 49ERS	*dh	3	1	0	1	0	0	0	2	1	0	0	0	0	0	0	0	0	0	.367
Jun 05	ARKANSAS RAZORBA	*dh	5	1	2	4	0	0	1	0	0	0	0	0	0	0	0	0	0	0	.368
Jun 10	at Texas Longhorns	*dh	4	0	2	2	1	0	0	0	0	0	0	0	0	0	0	0	0	0	.371
Jun 11	vs Texas Longhorns	*dh	3	0	0	1	0	0	0	0	0	0	0	0	1	0	0	0	0	0	.365
Jun 12	at Texas Longhorns	*dh	4	0	2	0	0	1	0	0	0	0	0	0	0	0	1	0	0	0	.368
Totals		49gs	193	37	71	51	16	7	9	14	6	2	2	1	2	2	27	33	13	3	.368

On base pct. .412 • Slugging pct. .663


DEVILS



#18 • Joey DeMichele

2010 Game-by-Game Statistics

Date	Opponent	GS	AB	R	H	RBI	2B	3B	HR	BB	IBB	SB	CS	HBP	SAC	SF	GDP	K	PO	A	E	Avg
Feb 20, 2010	Northern Illinois-2		2	1	1	0	0	0	0	0	0	0	0	0	0	0	0	0	2	3	0	.500
Feb 26, 2010	Towson Tigers		1	0	0	1	0	0	0	0	0	0	0	0	0	0	0	0	1	1	0	.333
Mar 06, 2010	vs UC Riverside		1	0	0	0	0	0	0	0	0	0	0	0	0	0	0	0	0	0	0	.250
Mar 19, 2010	Houston Cougars		1	0	0	0	0	0	0	0	0	0	0	0	0	0	0	0	0	2	0	.200
Apr 05, 2010	San Diego Toreros		0	0	0	0	0	0	0	1	0	0	0	0	0	0	0	0	0	0	0	.200
Apr 28, 2010	San Francisco		2	0	0	0	0	0	0	0	0	0	0	0	0	0	0	1	0	0	0	.143
May 02, 2010	at UCLA Bruins		1	0	0	0	0	0	0	0	0	0	0	0	0	0	0	0	0	0	0	.125
May 04, 2010	Arizona		1	0	0	0	0	0	0	0	0	0	0	0	0	0	0	1	0	0	0	.111
Totals			0	9	1	1	1	0	0	0	1	0	0	0	0	0	0	2	3	6	0	.111



31 Matt Dunbar



PROFILE

- ▶ **Class:**
Junior
- ▶ **Hometown:**
Torrance, Calif.
- ▶ **High School:**
South Torrance
- ▶ **Last College:**
College of Southern Nevada
- ▶ **Height / Weight:**
6-1 / 227
- ▶ **Position:**
LHP
- ▶ **Experience:**
TR
- ▶ **Bats/Throws:**
L/L

Junior College: Spent the 2010 season playing for College of Southern Nevada in Henderson...made 20 appearances, including seven starts...went 5-3 with a 3.62 ERA and had three complete games...also had five saves...threw 49.2 innings, striking out 66 and allowing hitters to bat only .204 against him.

2009 (Cal Poly Pomona): Saw action in 11 games with one start for the Broncos... did not record a decision...struck out 11 and issued 11 walks... allowed 18 hits and all 13 runs were earned in his 10.2 innings pitched.

High School: A 2008 graduate of South Torrance High School in Torrance, California...earned First Team All-Pioneer League honors and Second Team Daily Breeze (Torrance) All-Area Team honors as a senior... named school's Pitcher of the Year... struck out 70 with 30 walks in 69 innings with a 2.42 ERA... llowed an opponent's .268 batting average...was team captain during his senior season.

Personal: A BIS major...son of Charles and Yolanda of Torrance...enjoys cooking...lists his favorite TV show as Iron Chef...is a Boston Red Sox fan...full name is Matthew Charles Dunbar.

Career Pitching Stats at College of Southern Nevada:

Year	ERA	G-GS	W	L	SV	CG	IP	H	R	ER	BB	SO
2010	3.62	20-7	5	3	5	3	49.2	37	24	20	24	66

Career Pitching Stats at Cal Poly Pomona:

Year	ERA	G-GS	W	L	SV	IP	H	R	ER	BB	SO
2009	10.97	11-1	0	0	0	10.2	18	13	13	11	11

6 Tucker Esmay



PROFILE

▶ Class: RS Freshman	▶ Height / Weight: 5-8 / 148
▶ Hometown: Casa Grande, Ariz.	▶ Position: IF
▶ High School: Casa Grande	▶ Experience: RS
	▶ Bats/Throws: Right/Right

Legacy Devils: Tucker's father Tim was an infielder for the Sun Devils in 1986 and 1987 before joining the coaching staff in 1988. Tim spent nine years as an assistant at ASU as well as eight seasons as the head coach at the University of Utah before being named head coach at Arizona State in 2010.

2011 (Freshman): Utilized his redshirt season.

High School: A 2010 graduate of Casa Grande Union High School...earned three varsity letters in both baseball and golf...was twice the captain of the baseball team...earned First Team All-Conference honors as a junior and a senior...played in the 2010 5A-1 All-Star Game...in a game against Deer Valley, threw a complete game and hit a three-run homer.

Personal: Parents are Tim and Joell Esmay of Casa Grande, Arizona...has a younger brother, Cooper...both he and Cooper were bat boys for the Sun Devils...lists Gerard Butler as his favorite actor and Sandra Bullock as is favorite actress...says Bull Durham is his favorite movie...if given the opportunity, would enjoy sharing dinner with Ozzie Smith, Nomar Garciaparra, Derek Jeter and Babe Ruth...says former Devil and current Boston Red Sox second baseman Dustin Pedroia is his favorite athlete...born August 10, 1992...full name is Tucker John Esmay.

15 Darin Gillies



PROFILE

- | | |
|---|--|
| ▶ Class:
Freshman | ▶ Height / Weight:
6-4 / 202 |
| ▶ Hometown:
Hollister, Calif. | ▶ Position:
RHP |
| ▶ High School:
San Benito | ▶ Experience:
HS |
| | ▶ Bats/Throws:
R/R |

High School: A 2011 graduate of San Benito High School...earned four varsity letters in baseball, serving as team captain in both his junior and senior season...started all four years of high school...was selected as an All-Tri-County League pick in each of his four seasons...was named his team's MVP in 2010 as well as the Tri-County League's Pitcher of the Year...was the San Benito High School Male Athlete of the Year in 2010 and was a California All-Star pick...played in the 2010 Area Code Games...went undefeated in league play over his career on the mound...missed part of his senior season due to a broken wrist, but returned to pitch in the postseason.

Personal: An exploratory major...son of Paul and Janice...has an older sister, Janessa...enjoys fishing and hunting...chose ASU because it was his "best chance to win a Pac-12 championship and National Championship"...says The Sandlot is his favorite movie...lists two-time Cy Young Award winner and Ken Knutson protege Tim Lincecum of the San Francisco Giants as his favorite player...born November 6, 1992.

14 Adrian Gomez



PROFILE

- ▶ **Class:**
Graduate Student
- ▶ **Hometown:**
Battleground, Wash.
- ▶ **High School:**
Prairie
- ▶ **Last College:**
Washington
- ▶ **Height / Weight:**
6-2 / 169
- ▶ **Position:**
LHP
- ▶ **Experience:**
TR
- ▶ **Bats/Throws:**
L/L

University of Washington: Pitched three seasons (2006, 2009-10) for the Huskies, including two under former UW Head Coach and current Sun Devil pitching coach Ken Knutson...made 39 career appearances, including 12 starts...finished his Husky career with a 6-5 record and 4.65 ERA in 110.1 innings pitched...spent the 2007 and 2008 seasons on a church mission in Mexico...graduated from Washington in 2010 with a degree in Spanish.

High School: A 2005 graduate of Prairie High School...earned four letters at Prairie High, playing for coach Don Freeman ... captained the Falcons his final two seasons (2004 and 2005) ... four-time All-Greater St. Helens League selection ... league MVP as a junior and senior ... as a senior, went 6-2 with a 0.91 earned run average and 79 strikeouts in 54 innings pitched ... in 2004, threw a no-hitter to beat Skyview in a league tournament game ... had a 1.44 ERA as a junior ... won state titles with two different summer teams during his high school career ... also earned four varsity letters in basketball ... had a 3.4 grade point average.

Personal: Is seeking a Master's Degree in Secondary Education...married his wife Corinne in 2008...the couple have one child, Coco...born in Spokane, Wash. ... son of Mike and Barbara Gomez ... father played baseball and basketball at Washington State in the 1970s ... has three brothers (Adam, Andrew, Aaron) and two sisters (Aletha, Andrea) ... both sisters were college volleyball players...born April 9, 1987.

Career Pitching Stats at Washington:

Year	ERA	G	GS	W	L	SV	IP	H	R	ER	BB	SO
2006	4.45	8	3	1	1	0	28.1	26	14	14	14	19
2009	5.47	10	4	1	3	0	26.1	41	26	16	9	13
2010	4.37	21	5	4	1	0	55.2	63	33	27	8	35
Totals	4.65	39	12	6	5	0	110.1	130	73	57	31	67

39 Mark Lambson



PROFILE

- ▶ **Class:**
Sophomore
- ▶ **Hometown:**
Tualatin, Ore.
- ▶ **High School:**
Tualatin
- ▶ **Height / Weight:**
5-10 / 189
- ▶ **Position:**
RHP
- ▶ **Experience:**
1V
- ▶ **Bats/Throws:**
Right/Right

Baseball Bloodlines: Teamed with his brother Mitchell on the Sun Devil pitching staff during the 2011 season.

2011 (Freshman): Pitched in 10 games, all out of the bullpen...finished with a 2-0 record and a 1.90 ERA...struck out 13 batters in 23.2 innings, walking only three...opponents hit only .214 against him.

High School: A 2010 graduate of Tualatin High School in Tualatin, Oregon...earned four varsity letters in baseball...was an honorable mention All-League selection as a freshman...earned First Team All-League honors as a pitcher in his final three years of high school, as an infielder in his junior season and as a first baseman his senior year...was a First Team All-State choice as a pitcher in his junior and senior years, earning Conference Pitcher of the Year honors as a junior and Conference Player of the Year honors as a senior.

Personal: Exploratory major...parents are Jeff and Linda Lambson of Tualatin, Oregon...brother Mitchell is a former Sun Devil pitcher and current Houston Astros minor leaguer...names the Los Angeles Dodgers as his favorite baseball team...lists Family Guy as his favorite TV show...if he could have dinner with anyone, he would like to eat with Peter Griffin (Family Guy), Dwight (The Office) and Cosmo Kramer (Seinfeld)...enjoys playing FIFA Soccer video game...born May 6, 1992...full name is Mark Joseph Lambson.

Year	ERA	G	GS	W	L	SV	IP	H	R	ER	BB	SO	OPP/Avg.
2011	1.90	10	0	2	0	0	23.2	18	5	5	3	13	.214



#39 • Mark Lambson

2011 Game-by-Game Statistics

2011 Arizona State Sun Devil Baseball Individual Game-by-Game for Arizona State (as of Jun 27, 2011)

#39 Lambson, Mark - 10 appearances (All games)

Date	Opponent	GS	IP	H	R	ER	BB	SO	2B	3B	HR	WP	BK	HBP	IBB	Score	W-L	Sv	ERA	NP
Feb 25	DELAWARE		5.0	0	0	0	1	3	0	0	0	0	0	0	0	3-7	0-0	0	0.00	52
Mar 04	vs Northern Illinois		3.0	4	3	3	1	1	1	0	0	0	1	0	0	10-9	0-0	0	3.38	49
Mar 12	at Auburn Tigers		1.0	2	0	0	0	1	0	0	0	0	0	0	0	9-5	1-0	0	3.00	16
Mar 22	at Cal State Fullerton		3.2	4	0	0	0	1	1	0	0	0	0	0	0	3-7	1-0	0	2.13	46
Apr 05	at Arizona		0.1	1	0	0	1	0	1	0	0	0	0	0	0	10-5	1-0	0	2.08	17
Apr 10	at Oregon State		3.1	3	1	1	0	1	0	0	0	1	0	0	0	6-9	1-0	0	2.20	39
Apr 21	at Cal Golden Bears		3.0	2	0	0	0	3	0	0	0	0	0	0	0	6-4	2-0	0	1.86	41
May 03	BYU COUGARS		3.0	2	1	1	0	2	1	0	0	0	0	0	0	4-6	2-0	0	2.01	35
May 28	UCLA BRUINS		1.0	0	0	0	0	1	0	0	0	0	0	0	0	0-7	2-0	0	1.93	9
Jun 05	ARKANSAS RAZORBA		0.1	0	0	0	0	0	0	0	0	0	0	0	0	13-4	2-0	0	1.90	3
Totals		0	23.2	18	5	5	3	13	4	0	0	1	1	0	0	64-63	2-0	0	1.90	-



53 Joseph Lopez



PROFILE

- ▶ **Class:**
Senior
- ▶ **Hometown:**
Winkelman, Ariz.
- ▶ **High School:**
Hayden
- ▶ **Last College:**
South Mountain CC
- ▶ **Height / Weight:**
5-10 / 189
- ▶ **Position:**
RHP
- ▶ **Experience:**
1V
- ▶ **Bats/Throws:**
Right/Right

2011 (Junior): Appeared in 14 games out of the bullpen...missed the middle of the season with an arm injury...finished the year 1-0 with a 3.00 ERA in 18.0 innings...also recorded a save.

Junior College: A 2010 graduate of South Mountain Community College...compiled a 14-3 record on the mound in his two years, striking out 125 hitters...left South Mountain with a 3.06 career ERA.

High School: A 2008 graduate of Hayden High School...earned four varsity letters in both baseball and football...was a two-time team captain in baseball and once in football...2007 Arizona 2A Player of the Year in baseball...twice earned All-Region honors...played in the AZBCA All-Star Game in 2008...also an All-Conference and All-Region football player.

Personal: Parents are Alfonso and Laura Lopez...has an older brother and a younger sister...enjoys hunting and fishing...lists future Hall of Famer Ken Griffey, Jr. as his favorite player...says his favorite movie is Dumb and Dumber...born March 20, 1990...full name is Joseph Alfonso Lopez.

Career Pitching Stats at Arizona State:

Year	ERA	G	GS	CG	W	L	SV	IP	H	R	ER	BB	SO	Opp/Avg
2011	3.00	18	0	0	1	0	1	18.0	12	7	6	11	14	.188

Career Pitching Stats at South Mountain CC:

Year	ERA	G	W	L	SV	IP	H	R	ER	BB	SO
2009	4.24	12	7	2	0	57.1	55	31	27	20	53
2010	2.05	11	7	1	0	66.0	48	21	15	21	72
TOTALS	3.06	23	14	3	0	123.1	103	52	42	41	125



#53 • Joseph Lopez

2011 Game-by-Game Statistics

2011 Arizona State Sun Devil Baseball
Individual Game-by-Game for Arizona State (as of Jun 27, 2011)

#53 Lopez, Joseph - 14 appearances (All games)

Date	Opponent	GS	IP	H	R	ER	BB	SO	2B	3B	HR	WP	BK	HBP	IBB	Score	W-L	Sv	ERA	NP
Feb 20	NEW MEXICO LOBOS		1.2	2	1	1	1	2	1	0	0	0	0	0	0	7-5	0-0	1	5.40	36
Feb 26	DELAWARE-2		1.0	0	0	0	0	0	0	0	0	0	0	0	0	10-2	0-0	1	3.38	7
Feb 27	DELAWARE		1.0	1	0	0	1	0	0	0	0	0	0	0	0	13-4	0-0	1	2.45	12
Mar 06	vs UC Riverside		4.1	4	1	1	0	1	1	0	0	0	0	0	0	5-4	0-0	1	2.25	43
Mar 13	at Auburn Tigers		0.2	2	1	1	0	0	0	0	0	0	0	0	0	8-10	0-0	1	3.12	13
Mar 16	OKLAHOMA SOONER		2.0	0	0	0	0	2	0	0	0	0	0	0	0	6-4	0-0	1	2.53	19
Mar 19	ORAL ROBERTS		1.0	1	1	1	1	2	0	0	0	1	0	0	0	4-3	1-0	1	3.09	22
Mar 20	ORAL ROBERTS		1.0	0	0	0	0	1	0	0	0	0	0	0	0	2-5	1-0	1	2.84	11
Mar 23	at Cal State Fullerton		1.0	1	0	0	1	1	0	0	0	0	0	0	0	10-1	1-0	1	2.63	18
Mar 25	ARIZONA		0.0	1	0	0	1	0	1	0	0	0	0	0	0	2-5	1-0	1	2.63	10
Mar 26	ARIZONA		1.0	0	0	0	1	1	0	0	0	0	0	0	0	5-1	1-0	1	2.45	26
May 15	at USC Trojans		0.2	0	0	0	0	1	0	0	0	0	0	0	0	2-6	1-0	1	2.35	6
May 27	UCLA BRUINS		1.2	0	1	0	2	2	0	0	0	0	0	0	0	3-10	1-0	1	2.12	30
May 29	UCLA BRUINS		1.0	0	2	2	3	1	0	0	0	0	0	0	0	10-5	1-0	1	3.00	31
Totals		0	18.0	12	7	6	11	14	3	0	0	1	0	0	0	87-65	1-0	1	3.00	-



38 Beau Maggi



PROFILE

▶ Class: Sophomore	▶ Height / Weight: 6-0 / 199
▶ Hometown: Phoenix, Ariz.	▶ Position: C
▶ High School: Brophy Prep	▶ Experience: 1V
	▶ Bats/Throws: Left/Right

Baseball Bloodlines: Beau's brother Drew was a two-year star for the Sun Devils in 2009 and 2010.

2011 (Redshirt Freshman): Appeared in three games, going 0-2 with a walk.

2010 (Freshman): Utilized his redshirt season.

High School: A 2009 graduate of Brophy College Prep in Phoenix...lettered in both baseball and football...team captain in both sports...was an All-Region selection in baseball.

Personal: An exploratory major...son of Craig and Sara Maggi of Phoenix...has six siblings: Craig, Taryn, Drew, Joe, Christian and Dane...Drew played for ASU in 2009 and 2010 and is currently in the Pittsburgh Pirates system...lists The Godfather as his favorite movie and Seinfeld as his favorite TV show...says Kevin Youkilis is his favorite athlete...born November 11, 1990 in Phoenix...full name is Beau Giuseppe Maggi.



#38 • Beau Maggi


2011 Game-by-Game Statistics

2011 Arizona State Sun Devil Baseball Individual Game-by-Game for Arizona State (as of Jun 27, 2011)

#38 Maggi, Beau - 3 games (All games)

Date	Opponent	Pos	AB	R	H	RBI	2B	3B	HR	BB	SB	CS	HBP	SAC	SF	GDP	K	PO	A	E	Avg
Feb 26	DELAWARE-2	ph/c	0	0	0	0	0	0	0	0	0	0	1	0	0	0	0	0	0	0	.000
Feb 27	DELAWARE	ph/c	0	0	0	0	0	0	0	1	0	0	0	0	0	0	0	0	0	0	.000
May 08	LONG BEACH STATE	ph/c	2	0	0	0	0	0	0	0	0	0	0	0	0	0	0	0	0	0	.000
Totals		Ogs	2	0	0	0	0	0	0	1	0	0	1	0	0	0	0	0	0	0	.000

On base pct. .500 • Slugging pct. .000



DEVILS

17 Deven Marrero



PROFILE

- ▶ **Class:** Junior
- ▶ **Hometown:** Davie, Fla.
- ▶ **High School:** American Heritage
- ▶ **Height / Weight:** 6-1 / 194
- ▶ **Position:** IF
- ▶ **Experience:** 2V
- ▶ **Bats/Throws:** Right/Right

2011 (Sophomore): Continued to be one of the best players on the field, earning Pac-10 Defensive Player of the Year honors and First Team All-Pac-10...is the second Sun Devil to ever win Defensive Player of the Year, joining Eric Sogard (2007)...also was named ABCA Second Team All-West Region, Second Team Academic All-Pac-10 and Second Team Academic All-District VIII...hit .315 (69-219) with two homers and 20 RBI...started 54 games at shortstop...scored 33 times and also stole 10 bases...hit 14 doubles and three triples...played on the Team USA National Collegiate Team and for the Cotuit Kettleers of the Cape Cod League during the summer...led Team USA with his 19 hits and 14 RBI in 14 games...was named a Cape Cod League All-Star.

2010 (Freshman): Had a dominant freshman season, earning First Team Freshman All-American honors from Collegiate Baseball and Second Team honors from the NCBWA...was an Honorable Mention All-Pac-10 selection...appeared in 42 games, starting 37 at mostly shortstop or DH...set an ASU freshman record with his team-leading .397 batting average (62-156)...hit 12 doubles, three triples and six homers...drove in 42 runs...slugged .628...also stole 11 bases...was named to the All-Tempe Regional Team...had the game-winning walk-off single in the 12th inning of Game One of the Tempe Super Regional against Arkansas...scored the game-winning run in Game Two of the Super Regional on Drew Maggi's home run.

High School: A 2009 graduate of American Heritage School in Plantation, Florida...served as team captain of the American Heritage baseball team in 2008 and 2009...was named All-State and All-County in 2008, when American Heritage won both the Florida State title and the National title.

MLB Draft: Was a 17th round selection (509th overall) of the Cincinnati Reds in the 2009 Major League Baseball draft.

Personal: Exploratory major...mother is Dalyn Nye of Davie, Florida...has two sisters, Lauren and Brittany...his cousin Chris plays for the Washington Nationals, while his cousin Christian is in the White Sox organization...chose ASU because of the tradition of the baseball program...says his favorite team is the Florida Marlins...born August 25, 1990 in Miami, Florida.

Career Stats at Arizona State:

Year	Avg.	GP	GS	AB	R	H	2B	3B	HR	RBI	TB	SLG%	BB	HBP	SO	GDP	OBP	SB	SBA	PO	A	E	F%
2010	.397	42	37	156	31	62	12	3	6	42	98	.628	13	1	24	3	.442	11	12	39	87	10	.926
2011	.313	54	54	219	33	69	14	3	2	20	95	.434	14	0	30	5	.352	10	15	66	156	18	.925
Totals	.349	96	91	375	64	131	26	6	8	62	193	.515	27	1	54	8	.390	21	27	105	243	28	.926

Career Highs at Arizona State:

Hits	4	at Arizona, 4/5/11
RBI	4	BYU, 5/11/10
Runs	4	at Arizona, 4/5/11
Walks	3	Northern Illinois, 2/20/10
At Bats	8	at Cal, 4/21/11



#17 • Deven Marrero

2011 Game-by-Game Statistics

2011 Arizona State Sun Devil Baseball
Individual Game-by-Game for Arizona State (as of Jun 27, 2011)

#17 Marrero, Deven - 54 games (All games)

Date	Opponent	Pos	AB	R	H	RBI	2B	3B	HR	BB	SB	CS	HBP	SAC	SF	GDP	K	PO	A	E	Avg
Feb 18	NEW MEXICO LOBOS	*ss	4	0	2	1	0	0	0	0	0	0	0	0	0	0	1	5	4	1	.500
Feb 20	NEW MEXICO LOBOS	*ss	4	1	3	1	0	0	0	0	1	0	0	0	0	0	0	1	1	0	.625
Feb 20	NEW MEXICO LOBOS	*ss	4	1	1	0	1	0	0	0	1	0	0	0	0	0	2	0	3	0	.500
Feb 25	DELAWARE	*ss	5	0	1	1	0	0	0	0	0	0	0	0	0	0	0	0	4	1	.412
Feb 26	DELAWARE-1	*ss	5	0	1	0	0	0	0	0	1	0	0	0	0	0	0	2	3	0	.364
Feb 26	DELAWARE-2	*ss	3	0	1	0	0	0	0	2	0	0	0	0	0	0	1	0	1	0	.360
Feb 27	DELAWARE	*ss	5	1	1	0	0	0	0	0	1	0	0	0	0	0	0	2	3	0	.333
Mar 03	vs CS Bakersfield	*ss	4	1	3	0	0	0	0	0	0	0	0	0	0	0	0	0	2	1	.382
Mar 04	vs Northern Illinois	*ss	4	1	2	0	0	0	0	1	0	0	0	0	0	0	1	1	2	0	.395
Mar 05	vs Kansas Jayhawks	*ss	4	0	1	0	0	0	0	0	0	1	0	0	0	0	0	2	3	0	.381
Mar 06	vs UC Riverside	*ss	4	1	2	0	1	0	0	0	0	0	0	1	0	0	0	1	7	0	.391
Mar 11	at Auburn Tigers	*ss	5	1	1	0	0	0	0	0	0	0	0	0	0	0	2	2	1	1	.373
Mar 12	at Auburn Tigers	*ss	3	0	0	1	0	0	0	1	0	0	0	0	1	0	0	1	2	1	.352
Mar 13	at Auburn Tigers	*ss	4	1	1	0	1	0	0	0	0	0	0	0	0	0	0	3	1	0	.345
Mar 15	OKLAHOMA SOONER	*ss	4	0	1	1	1	0	0	0	0	0	0	0	0	1	1	1	2	0	.339
Mar 16	OKLAHOMA SOONER	*ss	4	1	1	0	0	0	0	0	0	0	0	0	0	0	2	1	1	0	.333
Mar 18	ORAL ROBERTS	*ss	4	0	1	0	1	0	0	0	0	0	0	0	0	0	1	2	2	0	.329
Mar 19	ORAL ROBERTS	*ss	4	0	1	0	0	0	0	0	0	0	0	0	0	0	0	2	2	0	.324
Mar 20	ORAL ROBERTS	*ss	4	1	0	0	0	0	0	1	0	0	0	0	0	1	1	0	4	1	.308
Mar 22	at Cal State Fullerton	*ss	4	0	0	0	0	0	0	0	0	0	0	0	0	1	2	2	3	0	.293
Mar 23	at Cal State Fullerton	*ss	5	1	2	0	0	1	0	0	1	0	0	0	0	1	0	1	1	0	.299
Mar 25	ARIZONA	*ss	4	0	0	0	0	0	0	0	0	0	0	0	0	0	3	0	4	0	.286
Mar 26	ARIZONA	*ss	4	2	3	0	1	1	0	0	0	0	0	0	0	0	0	0	5	0	.305
Mar 27	ARIZONA	*ss	4	1	1	2	0	0	0	0	0	0	0	0	0	0	1	2	2	0	.303
Apr 01	OREGON DUCKS	*ss	4	0	2	0	0	0	0	0	1	0	0	0	0	0	0	0	6	0	.311
Apr 02	OREGON DUCKS	*ss	4	0	1	0	0	0	0	0	0	0	0	0	0	1	0	0	2	0	.308
Apr 03	OREGON DUCKS	*ss	4	1	1	0	0	0	0	0	0	0	0	0	0	0	0	1	5	1	.306
Apr 05	at Arizona	*ss	5	4	4	0	1	0	0	0	1	0	0	0	0	0	0	2	6	2	.328
Apr 08	at Oregon State	*ss	4	0	1	0	0	0	0	0	0	0	0	0	0	0	0	0	3	0	.325
Apr 09	at Oregon State	*ss	4	1	2	3	0	0	1	0	0	0	0	0	0	0	1	4	4	0	.331
Apr 10	at Oregon State	*ss	5	1	3	1	0	0	1	0	0	0	0	0	0	0	1	2	4	1	.341
Apr 17	WASHINGTON STATE	*ss	4	1	1	0	0	0	0	0	0	0	0	0	0	0	0	0	1	0	.338
Apr 21	at Cal Golden Bears	*ss	8	0	2	2	0	0	0	0	0	0	0	0	0	0	2	1	1	0	.333
Apr 22	at Cal Golden Bears	*ss	4	1	2	0	1	0	0	0	0	0	0	0	0	0	0	0	3	0	.338
Apr 23	at Cal Golden Bears	*ss	3	0	0	0	0	0	0	1	1	1	0	0	0	0	1	3	7	0	.331
Apr 26	at Arizona	*ss	4	0	1	0	0	0	0	0	0	1	0	0	0	0	0	2	0	0	.329
Apr 29	STANFORD CARDINA	*ss	5	1	2	0	1	0	0	0	0	0	0	0	0	0	1	0	5	1	.331
Apr 30	STANFORD CARDINA	*ss	4	0	2	2	0	0	0	0	0	0	0	0	0	0	0	2	4	0	.335
May 01	STANFORD CARDINA	*ss	1	0	1	0	0	0	0	0	0	0	0	0	0	0	0	0	0	0	.340
May 13	at USC Trojans	*ss	3	0	0	0	0	0	0	1	0	0	0	0	0	0	1	1	4	0	.333
May 14	at USC Trojans	*ss	4	0	0	0	0	0	0	0	0	0	0	1	0	0	0	3	2	0	.325
May 15	at USC Trojans	*ss	3	0	0	0	0	0	0	1	1	0	0	0	0	0	0	1	2	1	.320
May 20	at Washington Huskies	*ss	4	1	2	1	2	0	0	0	0	0	0	0	0	0	0	2	3	1	.324
May 21	at Washington Huskies	*ss	4	1	1	0	0	0	0	1	0	0	0	0	0	0	1	2	7	0	.322
May 22	at Washington Huskies	*ss	3	0	0	0	0	0	0	1	0	0	0	0	0	0	0	1	2	1	.317
May 27	UCLA BRUINS	*ss	4	0	1	0	0	0	0	0	0	0	0	0	0	0	1	0	2	0	.316
May 28	UCLA BRUINS	*ss	4	0	1	0	0	1	0	0	0	0	0	0	0	0	2	1	0	0	.314
May 29	UCLA BRUINS	*ss	3	1	2	1	1	0	0	1	0	2	0	0	1	0	0	2	2	0	.320
Jun 03	NEW MEXICO LOBOS	*ss	4	1	1	0	1	0	0	0	0	0	0	0	0	0	0	2	2	1	.318
Jun 04	CHARLOTTE 49ERS	*ss	4	1	1	2	0	0	0	1	1	0	0	0	1	0	0	0	5	1	.317
Jun 05	ARKANSAS RAZORBA	*ss	5	1	2	1	1	0	0	1	0	0	0	0	0	0	0	0	4	0	.319
Jun 10	at Texas Longhorns	*ss	4	1	0	0	0	0	0	1	0	0	0	0	0	0	0	1	4	1	.313
Jun 11	vs Texas Longhorns	*ss	4	1	1	0	0	0	0	0	0	0	0	0	0	0	1	1	1	1	.312
Jun 12	at Texas Longhorns	*ss	4	1	2	0	0	0	0	0	0	0	0	0	0	0	0	1	2	0	.315
Totals		54gs	219	33	69	20	14	3	2	14	10	5	0	2	3	5	30	66	156	18	.315

On base pct. .352 • Slugging pct. .434

DEVILS



#17 • Deven Marrero

2010 Game-by-Game Statistics

Date	Opponent	GS	AB	R	H	RBI	2B	3B	HR	BB	IBB	SB	CS	HBP	SAC	SF	GDP	K	PO	A	E	Avg	
Feb 19, 2010	Northern Illinois		1	0	0	0	0	0	0	0	0	0	0	0	0	0	0	0	0	0	0	.000	
Feb 20, 2010	Northern Illinois-1	*	1	0	0	2	0	0	0	3	0	0	0	0	1	0	0	0	1	2	0	.000	
Feb 26, 2010	Towson Tigers		2	1	2	2	0	1	0	0	0	0	0	0	0	0	0	0	0	0	0	.500	
Feb 27, 2010	Towson Tigers-1	*	2	2	1	1	0	0	0	2	0	1	0	0	0	0	0	0	4	5	1	.500	
Feb 28, 2010	Towson Tigers	*	4	1	1	0	0	0	0	0	0	1	0	0	0	0	0	2	1	6	0	.400	
Mar 05, 2010	vs Oregon State	*	4	0	1	0	0	0	0	0	0	0	0	0	0	0	0	1	3	5	1	.357	
Mar 06, 2010	vs UC Riverside		4	1	0	0	0	0	0	0	0	0	0	0	0	0	0	1	2	1	0	.278	
Mar 07, 2010	vs FIU Golden Panthers	*	3	0	2	0	0	0	0	0	0	0	0	0	0	0	0	0	3	4	1	.333	
Mar 12, 2010	Auburn Tigers	*	4	0	2	2	2	0	0	0	0	1	0	0	0	0	0	0	1	4	1	.360	
Mar 16, 2010	at Cal State Fullerton	*	3	0	1	0	0	0	0	1	0	0	0	0	0	0	0	1	0	3	0	.357	
Mar 20, 2010	Houston Cougars	*	2	0	1	0	0	0	0	2	0	1	0	0	0	0	0	0	1	4	0	.367	
Mar 27, 2010	Cal Golden Bears	*	4	1	2	3	0	0	1	0	0	0	0	0	0	0	0	1	0	4	0	.382	
Apr 02, 2010	at Oregon Ducks	*	5	0	1	1	0	0	0	0	0	0	0	0	0	0	0	1	0	2	1	.359	
Apr 05, 2010	San Diego Toreros		0	0	0	1	0	0	0	0	0	0	0	1	0	0	0	0	0	0	0	.359	
Apr 06, 2010	San Diego Toreros	*	4	2	2	0	0	0	0	0	0	0	0	0	0	0	0	1	2	5	1	.372	
Apr 11, 2010	at Washington State	*	2	1	1	1	0	0	1	1	0	0	0	0	1	0	0	0	2	2	0	.378	
Apr 17, 2010	USC Trojans	*	5	1	2	0	0	0	0	0	0	1	0	0	0	0	0	0	3	4	0	.380	
Apr 18, 2010	USC Trojans	*	5	2	2	1	0	0	0	0	0	0	0	0	0	0	0	1	1	0	0	.382	
Apr 20, 2010	Arizona	*	4	0	2	0	0	0	0	0	0	0	0	0	0	0	0	0	0	2	0	.390	
Apr 23, 2010	Washington Huskies	*	3	2	3	2	1	0	1	2	0	0	0	0	0	0	0	0	0	1	0	.419	
Apr 24, 2010	Washington Huskies	*	4	0	0	0	0	0	0	0	0	0	0	0	0	0	0	3	0	4	0	.394	
Apr 28, 2010	San Francisco	*	6	2	3	2	1	0	0	0	0	0	0	0	0	0	0	0	0	1	0	.403	
Apr 30, 2010	at UCLA Bruins		1	1	0	0	0	0	0	0	0	0	0	0	0	0	0	0	0	0	0	.397	
May 02, 2010	at UCLA Bruins	*	5	1	2	0	0	1	0	0	0	0	0	0	0	0	0	1	2	5	0	.397	
May 04, 2010	Arizona	*	3	2	2	2	0	0	0	0	0	0	0	0	0	1	0	0	1	3	0	.407	
May 10, 2010	BYU Cougars	*	5	2	2	0	1	0	0	0	0	1	0	0	0	0	0	1	0	0	0	.407	
May 11, 2010	BYU Cougars	*	4	1	2	4	0	1	1	0	0	0	0	0	0	0	1	0	0	5	0	.411	
May 15, 2010	at Arizona	*	4	2	3	0	1	0	0	1	0	1	0	0	0	0	0	0	0	0	0	.426	
May 16, 2010	at Arizona	*	4	0	1	1	0	0	0	0	0	1	0	0	0	0	1	1	0	0	0	.418	
May 17, 2010	at Arizona	*	4	0	0	0	0	0	0	0	0	0	0	0	0	0	0	1	1	4	1	.402	
May 21, 2010	Oregon State	*	5	1	3	2	2	0	0	0	0	0	0	0	0	0	0	1	0	0	0	.411	
May 22, 2010	Oregon State	*	4	1	2	1	0	0	0	0	0	1	0	0	0	0	0	0	0	0	0	.414	
May 23, 2010	Oregon State	*	4	0	1	0	0	0	0	1	0	0	0	0	0	0	0	2	2	0	0	.409	
May 27, 2010	at Stanford Cardinal	*	4	0	2	1	2	0	0	0	0	0	0	0	0	0	0	1	2	0	1	.412	
May 29, 2010	at Stanford Cardinal	*	4	0	1	1	0	0	0	0	0	1	0	0	0	0	0	0	0	3	0	.407	
Jun 04, 2010	Milwaukee	*	4	0	1	2	1	0	0	0	0	0	0	0	0	0	0	0	2	2	1	.402	
Jun 05, 2010	Hawai'i	*	5	1	2	3	0	0	1	0	0	0	1	0	0	0	0	0	0	0	0	.402	
Jun 06, 2010	Hawai'i	*	4	1	1	2	0	0	1	0	0	0	0	0	0	0	0	2	0	0	0	.397	
Jun 12, 2010	Arkansas Razorbacks	*	7	0	2	3	0	0	0	0	0	1	0	0	0	0	0	1	0	0	0	.392	
Jun 13, 2010	Arkansas Razorbacks	*	5	1	2	1	0	0	0	0	0	0	0	0	0	1	0	1	1	5	0	.392	
Jun 21, 2010	vs Clemson	*	4	0	1	0	0	0	0	0	0	0	0	0	0	0	0	0	4	1	1	.388	
Jun 22, 2010	vs South Carolina	*	4	1	3	1	1	0	0	0	0	0	0	0	0	0	1	0	0	0	0	.397	
Totals			37	156	31	62	42	12	3	6	13	0	11	1	1	2	2	3	24	39	87	10	.397

32 Josh McAlister



PROFILE

- ▶ **Class:**
Sophomore
- ▶ **Hometown:**
Albuquerque, N.M.
- ▶ **High School:**
La Cueva
- ▶ **Height / Weight:**
6-1 / 169
- ▶ **Position:**
RHP
- ▶ **Experience:**
1V
- ▶ **Bats/Throws:**
Right/Right

2011 (Freshman): Saw action in three games out of the bullpen, including the NCAA Regional...had a 1.80 ERA in five innings.

High School: A 2010 graduate of La Cueva High School in Albuquerque, New Mexico...earned four varsity letters in baseball...helped lead La Cueva to state titles in 2008 and 2010...earned First Team All-District honors his junior and senior seasons...was a First Team All-State selection during his senior season, when he was named the La Cueva Baseball Student-Athlete of the Year...is the only pitcher in New Mexico history to start three different state title games...compiled a 20-4 record on the mound, including a 9-1 mark his senior season...led the state with his 0.92 ERA in his sophomore year.

Personal: An accounting major...parents are Jamie and Laurie McAlister of Albuquerque, New Mexico...has two sisters, Hannah and Jessica, and a brother, Caleb...his father played quarterback for New Mexico State...his cousin is former MLB Pitcher Justin Duchscherer...was Student Body Vice President of La Cueva High in his senior year...enjoys playing ping pong and poker...chose ASU because it gives him "best chance to win the national title"...his favorite movie is Miracle...lists the Dallas Cowboys as his favorite team...born May 19, 1991...full name is Joshua James McAlister.

Career Pitching Stats at Arizona State:

Year	ERA	G	GS	W	L	SV	IP	H	R	ER	BB	SO	OPP/Avg.
2011	1.80	3	0	0	0	0	5.0	6	2	1	1	4	.261



#32 • Josh McAlister

2011 Game-by-Game Statistics

2011 Arizona State Sun Devil Baseball Individual Game-by-Game for Arizona State (as of Jun 27, 2011)

#58 McAlister, Josh - 3 appearances (All games)

Date	Opponent	GS	IP	H	R	ER	BB	SO	2B	3B	HR	WP	BK	HBP	IBB	Score	W-L	Sv	ERA	NP
Feb 27	DELAWARE		3.0	3	1	0	0	3	0	0	0	0	0	1	0	13-4	0-0	0	0.00	46
May 08	LONG BEACH STATE		1.0	2	1	1	1	1	0	0	0	0	0	0	0	17-9	0-0	0	2.25	30
Jun 04	CHARLOTTE 49ERS		1.0	1	0	0	0	0	0	0	0	0	0	0	0	16-1	0-0	0	1.80	14
Totals		0	5.0	6	2	1	1	4	0	0	0	0	0	1	0	46-14	0-0	0	1.80	-



51 Adam McCreery



PROFILE

- | | |
|--|--|
| ▶ Class:
Freshman | ▶ Height / Weight:
6-8 / 219 |
| ▶ Hometown:
La Verne, Calif. | ▶ Position:
LHP |
| ▶ High School:
Bonita | ▶ Experience:
HS |
| | ▶ Bats/Throws:
L/L |

High School: A 2011 graduate of Bonita High School...finished his career with a 13-4 record, including a complete game one-hitter in the CIF championship...was a First Team All-League pick in 2010.

MLB Draft: Selected by the Minnesota Twins in the 14th round (448th overall) of the 2011 Major League Baseball draft.

Personal: An exploratory major...son of Tomas and Jody...has a sister, Katy...enjoys playing the guitar...says Anchorman: The Legend of Ron Burgundy is his favorite movie...lists David Price of the Tampa Bay Rays as his favorite athlete...born December 31, 1992...full name is Adam Glenn McCreery.

7

James McDonald



PROFILE

- ▶ **Class:**
Sophomore
- ▶ **Height / Weight:**
5-11 / 186
- ▶ **Hometown:**
Phoenix, Ariz.
- ▶ **Position:**
IF
- ▶ **High School:**
Chaparral
- ▶ **Experience:**
1V
- ▶ **Bats/Throws:**
Both/Right

2011 (Freshman): Appeared in five games...went 1-3...his first career hit was a double at Washington.

High School: A 2010 graduate of Chaparral High School...earned four varsity letters in baseball and two in football...was a 2010 First Team All-State and All-Region selection...earned MVP honors in the 5A-II All-Star Game...helped Chaparral win a state title in 2008...played in the 2010 Connie Mack World Series with the Arizona Firebirds.

Personal: Parents are Jim and Carole McDonald of Phoenix, Arizona...has two older brothers and an older sister...brother David played baseball at Virginia Tech...says Training Day is his favorite movie...lists the New Orleans Saints as his favorite team and New York Jets quarterback Mark Sanchez as his favorite athlete...born December 16, 1991...full name is James Edward McDonald.

MLB Draft: An 11th round (338th overall) choice of the Chicago White Sox in the 2010 Major League Baseball draft.

Career statistics at Arizona State:

Year	Avg.	GP	GS	AB	R	H	2B	3B	HR	RBI	TB	SLG%	BB	HBP	SO	GDP	OBP	SB	SBA	PO	A	E	F%
2011	.333	5	0	3	1	1	1	0	0	0	2	.667	1	0	0	0	.500	0	0	0	2	0	1.000



#7 • James McDonald

2011 Game-by-Game Statistics

2011 Arizona State Sun Devil Baseball Individual Game-by-Game for Arizona State (as of Jun 27, 2011)

#7 McDonald, James - 5 games (All games)

Date	Opponent	Pos	AB	R	H	RBI	2B	3B	HR	BB	SB	CS	HBP	SAC	SF	GDP	K	PO	A	E	Avg
Feb 26	DELAWARE-2	2b	0	0	0	0	0	0	0	0	0	0	0	0	0	0	0	0	1	0	.000
Feb 27	DELAWARE	2b	0	0	0	0	0	0	0	0	0	0	0	0	0	0	0	0	1	0	.000
May 08	LONG BEACH STATE	ph/2b	1	0	0	0	0	0	0	1	0	0	0	0	0	0	0	0	0	0	.000
May 21	at Washington Huskies	ph	1	1	1	0	1	0	0	0	0	0	0	0	0	0	0	0	0	0	.500
Jun 04	CHARLOTTE 49ERS	ph/2b	1	0	0	0	0	0	0	0	0	0	0	0	0	0	0	0	0	0	.333
Totals		0gs	3	1	1	0	1	0	0	1	0	0	0	0	0	0	0	0	2	0	.333

On base pct. .500 • Slugging pct. .667

DEVILS

25 Zak Miller



PROFILE

- ▶ **Class:**
RS Sophomore
- ▶ **Hometown:**
Surrey, B.C., Canada
- ▶ **High School:**
Elgin Park Secondary
- ▶ **Last College:**
Yavapai College
- ▶ **Height / Weight:**
6-3 / 206
- ▶ **Position:**
RHP
- ▶ **Experience:**
TR
- ▶ **Bats/Throws:**
R/R

Junior College: Played for Yavapai College in 2011...appeared in 18 games, recording a 7-2 record...threw 79.0 innings and had a 2.50 ERA...fanned 86 batters while walking 18...was an All-Conference and All-Region selection.

2010 (New Mexico): Spent the 2010 season as a redshirt for the New Mexico Lobos.

High School: A 2009 graduate of Elgin Park Secondary School in Surrey, British Columbia...earned four letters in baseball, hockey and volleyball, two in golf and one in basketball...was a team captain in baseball, hockey and volleyball...was twice named All-Conference in baseball...earned league Pitcher of the Year and league Most Valuable Player honor in 2009 as well as school's Student-Athlete of the Year..was the Student Body President during his senior year...was selected in the third round of the WHL draft by the Chilliwack Bruins as a defenceman.

Personal: Majoring in Political Science...son of Nick Miller and Susan Langley...lists his favourite TV show as Entourage...says Derek Jeter is his favorite athlete...born September 29, 1991.

Career Pitching Stats at College of Yavapai College:

Year	ERA	G	W	L	IP	H	R	ER	BB	SO
2011	2.50	18	7	2	79.0	75	44	22	18	86

22 Jake Peevyhouse



PROFILE

▶ **Class:**
Freshman

▶ **Hometown:**
Phoenix, Ariz.

▶ **High School:**
Pinnacle

▶ **Height / Weight:**
5-10 / 190

▶ **Position:**
OF

▶ **Experience:**
HS

▶ **Bats/Throws:**
L/L

High School: A 2011 graduate of Pinnacle High School...earned four varsity letters in baseball and two in football...was a three-time First Team All-Regional pick and was a Second Team All-State choice as a junior...played in the Connie Mack World Series.

Personal: An exploratory major...son of Len and Heather...has two siblings...lists Brian Wilson of the San Francisco Giants as his favorite athlete...is a yellow belt in karate...would like to attend the FIFA World Cup...full name is Jacob Eron Peevyhouse.

45 Robert Ravago



PROFILE

- ▶ **Class:**
Junior
- ▶ **Hometown:**
Tucson, Ariz.
- ▶ **High School:**
Pueblo
- ▶ **Last College:**
Pima CC
- ▶ **Height / Weight:**
6-1 / 184
- ▶ **Position:**
RHP
- ▶ **Experience:**
TR
- ▶ **Bats/Throws:**
Right/Right

Pima Community College: Pitched two seasons at Pima CC, making 26 appearances...had a 2-1 record with a 5.51 ERA...threw 57.1 innings, striking out 37.

High School: A 2009 graduate of Pueblo Magnet High School...earned three letters in baseball and spent one season as a team captain...was a Southern Arizona All-Star, First Team All-Conference and Second Team All-State choice as a senior.

Personal: Majoring in criminal justice...son of Ronald and Olga...has two older siblings, Ronnie and Christina...has a nephew, Julian...lists Albert Pujols as his favorite athlete...spent the first five years of his life in England...born September 4, 1990...full name is Robert Andrew Ravago.

Career Pitching Stats at Pima Community College:

Year	ERA	G	W	L	IP	H	R	ER	BB	SO
2010	10.24	10	1	1	19.1	20	29	22	20	10
2011	1.66	16	1	0	38.0	28	14	7	11	27
Totals	5.51	26	2	1	57.1	48	43	29	31	37

55 Max Rossiter



PROFILE

- ▶ **Class:**
Junior
- ▶ **Hometown:**
Gilbert, Ariz.
- ▶ **High School:**
Highland
- ▶ **Last College:**
Central Arizona College
- ▶ **Height / Weight:**
5-11 / 184
- ▶ **Position:**
C
- ▶ **Experience:**
TR
- ▶ **Bats/Throws:**
R/R

Junior College: Played two seasons for Central Arizona College in Coolidge...hit .338 over his two seasons, driving in 55 runs and collecting 116 hits...drew 34 walks and was hit by a pitch 24 times...following the 2010 season was named First Team All-Region, First Team All-Conference, ACCAC Defensive Player of the Year and was named to the JuCo All-Star Team and NJCAA Team USA...was named the 2011 Central Arizona Student-Athlete of the Year...led CAC to two conference titles and a JuCo World Series runner-up finish.

High School: A 2009 graduate of Highland High School...was named Fiesta Region Player of the Year, a 5A All-Star, and earned Second Team All-State as a senior...was a Second Team All-Region pick as a junior and honorable mention as a sophomore...hit .420 with six homers and 28 RBI as a senior.

MLB Draft: Picked by the Tampa Bay Rays in the 46th round (1,410th overall) of the 2011 Major League Baseball draft.

Personal: Plans to major in business management...son of David and Daphne...has an older sister, Kelli...enjoys fishing...says Miracle is his favorite movie and King of Queens is his favorite TV show...lists Buster Posey and Russell Martin as his favorite athletes...born October 5, 1990.

Career Stats at Central Arizona:

Year	Avg.	GP	AB	R	H	2B	3B	HR	RBI	TB	SLG%	BB	HBP	SO
2010	.338	45	136	8	46	19	0	1	20	68	.500	21	9	25
2011	.338	65	207	17	70	14	1	3	35	95	.459	13	15	25
Totals	.338	110	343	25	116	33	1	4	55	163	.475	34	24	50

20 Brady Rodgers



PROFILE

- ▶ **Class:**
Junior
- ▶ **Height / Weight:**
6-2 / 198
- ▶ **Hometown:**
Richmond, Texas
- ▶ **Position:**
RHP
- ▶ **High School:**
Lamar Consolidated
- ▶ **Experience:**
2V
- ▶ **Bats/Throws:**
Right/Right

2011 (Sophomore): Picked up right where he left off last season, turning in another great season...embraced the Friday Night Starter role, going 9-4 with a 2.75 ERA...threw 98.1 innings, striking out 87 batters while walking only nine...opponents hit .237 against him...started 15 games...allowed only one home run all season, tied for fewest in the Pac-10...recorded his first career complete game shutout at Washington...struck out a career high 10 against New Mexico in the opening game of the NCAA Tempe Regional...Honorable Mention All-Pac-10 pick...pitched for Team USA's Collegiate National Team over the summer, going 2-0 with a 2.08 ERA in three starts...led the squad with his 17.1 innings pitched.

2010 (Freshman): Registered an amazing freshman year, being named a First Team Freshman All-American by Collegiate Baseball, Rivals.com and the NCBWA...was also an Honorable Mention All-Pac-10 pick...appeared in 22 games, making five starts...led the Pac-10 with his 2.11 ERA, lowest ever by a Sun Devil freshman hurler...went 4-3 with three saves in 72.2 innings of work... a strike-thrower, fanning 67 batters while walking only 11...was named the Pac-10 Pitcher of the Week and National Player of the Week after his eight innings of shut out ball against Arizona on May 4.

High School: A 2009 graduate of Lamar Consolidated High School in Rosenberg, Texas...a four-time All-District choice...earned All-State honors in junior and senior years...three-time Fort Bend Herald Pitcher of the Year...won 34 career games and struck out 376 batters in his high school career...struck out 16 batters in a no-hitter during his senior year...also fanned 10 in a perfect game.

MLB Draft: Selected in the 39th round (1,186th overall) by the Milwaukee Brewers in the 2009 Major League Baseball draft.

Personal: An exploratory major...son of Paul and Judy Rodgers of Richmond, Texas...has two sisters, Ashley and Lindsey...played in the 2003 Little League World Series...says Family Guy is his favorite TV show...is a Houston Astros fan...lists Greg Maddux as his favorite player...born September 17, 1990 in Houston, Texas...full name is Brady Paul Rodgers.

Career Pitching Stats at Arizona State:

Year	ERA	G	GS	CG	SHO	W	L	SV	IP	H	R	ER	BB	SO	Opp/Avg
------	-----	---	----	----	-----	---	---	----	----	---	---	----	----	----	---------

2010	2.11	22	5	0	0	4	3	3	72.2	53	23	17	11	67	.202
2011	2.75	15	15	1	1	9	4	0	98.1	88	38	30	9	87	.237
Total	2.47	37	20	1	1	13	7	3	171.0	141	61	47	29	154	.222

Career Highs at Arizona State:

Innings	9.0	Arizona, 5/4/10
Ks	10	New Mexico, 6/3/11



#20 • Brady Rodgers

2011 Game-by-Game Statistics

#20 Rodgers, Brady - 15 appearances (All games)

Date	Opponent	GS	IP	H	R	ER	BB	SO	2B	3B	HR	WP	BK	HBP	IBB	Score	W-L	Sv	ERA	NP
Feb 18	NEW MEXICO LOBOS	*	5.0	2	0	0	0	5	0	0	0	0	0	1	0	8-2	1-0	0	0.00	66
Mar 15	OKLAHOMA SOONER	*	3.0	1	0	0	0	5	1	0	0	0	0	0	0	6-2	2-0	0	0.00	36
Mar 20	ORAL ROBERTS	*	4.1	6	5	4	0	1	3	0	0	0	0	0	0	2-5	2-1	0	2.92	63
Mar 26	ARIZONA	*	7.0	2	1	1	1	5	0	0	0	0	0	4	0	5-1	3-1	0	2.33	94
Apr 01	OREGON DUCKS	*	7.2	8	2	2	0	4	0	1	0	0	0	0	0	5-2	4-1	0	2.33	107
Apr 08	at Oregon State	*	6.2	9	5	5	0	9	2	0	0	0	0	0	0	3-5	4-2	0	3.21	115
Apr 15	WASHINGTON STATE	*	6.1	5	1	1	0	1	1	0	0	0	0	1	0	3-1	5-2	0	2.92	82
Apr 21	at Cal Golden Bears	*	7.1	4	2	2	3	4	2	0	1	0	0	0	0	6-4	5-2	0	2.85	93
Apr 29	STANFORD CARDINA	*	7.0	8	4	2	0	8	0	0	0	1	0	0	0	12-10	6-2	0	2.82	115
May 06	LONG BEACH STATE	*	7.1	8	3	3	0	5	0	0	0	0	0	1	0	6-3	7-2	0	2.92	88
May 13	at USC Trojans	*	7.0	9	5	4	2	8	0	0	0	0	0	0	0	1-5	7-3	0	3.15	110
May 20	at Washington Huskies	*	9.0	5	0	0	1	9	0	0	0	1	0	0	0	6-0	8-3	0	2.78	123
May 27	UCLA BRUINS	*	6.0	8	7	3	0	9	1	0	0	0	0	0	0	3-10	8-4	0	2.90	97
Jun 03	NEW MEXICO LOBOS	*	8.0	5	2	2	2	10	1	0	0	0	0	0	0	4-2	8-4	0	2.85	115
Jun 10	at Texas Longhorns	*	6.2	8	1	1	0	4	0	0	0	0	1	0	0	3-1	9-4	0	2.75	99
Totals		15	98.1	88	38	30	9	87	11	1	1	2	1	7	0	73-53	9-4	0	2.75	-



DEVILS



#20 • Brady Rodgers

2010 Game-by-Game Statistics

Date	Opponent	GS	IP	H	R	ER	BB	SO	2B	3B	HR	WP	BK	HBP	IBB	Score	W-L	SV	ERA
Feb 20, 2010	Northern Illinois-1		4.0	3	1	1	2	5	0	0	0	0	0	0	0	10-5	0-0	1	2.25
Feb 27, 2010	Towson Tigers-2		5.0	5	1	0	0	7	1	0	0	0	0	0	0	11-6	1-0	1	1.00
Mar 05, 2010	vs Oregon State		2.1	1	1	1	2	2	0	0	0	0	0	1	0	6-4	1-0	1	1.59
Mar 09, 2010	Grand Canyon	*	5.0	2	0	0	1	6	1	0	0	0	0	0	0	4-2	1-0	1	1.10
Mar 16, 2010	at Cal State Fullerton	*	4.0	7	4	4	0	0	4	0	1	0	1	0	0	6-5	1-0	1	2.66
Mar 21, 2010	Houston Cougars		1.2	0	0	0	0	0	0	0	0	0	0	1	0	6-5	1-0	1	2.45
Mar 26, 2010	Cal Golden Bears		1.0	0	0	0	0	2	0	0	0	0	0	0	0	12-5	1-0	1	2.35
Apr 02, 2010	at Oregon Ducks		0.2	2	1	0	0	0	0	0	0	0	0	0	0	5-6	1-1	1	2.28
Apr 05, 2010	San Diego Toreros	*	7.0	4	0	0	3	6	0	0	0	0	0	0	0	15-0	2-1	1	1.76
Apr 11, 2010	at Washington State		1.2	0	1	0	0	1	0	0	0	0	0	1	0	5-9	2-1	1	1.67
Apr 17, 2010	USC Trojans		0.1	0	0	0	0	1	0	0	0	0	0	0	0	5-3	2-1	1	1.65
Apr 20, 2010	Arizona	*	6.2	7	3	3	1	6	2	0	0	1	0	1	0	2-4	2-2	1	2.06
Apr 25, 2010	Washington Huskies		2.2	1	0	0	0	1	0	0	0	0	0	0	0	10-4	2-2	1	1.93
Apr 28, 2010	San Francisco		3.0	0	0	0	0	5	0	0	0	0	0	0	0	21-3	2-2	2	1.80
May 01, 2010	at UCLA Bruins		3.1	3	0	0	0	4	0	0	0	0	0	0	0	6-1	2-2	3	1.68
May 04, 2010	Arizona	*	8.0	2	0	0	0	7	0	0	0	1	0	0	0	13-1	3-2	3	1.44
May 10, 2010	BYU Cougars		3.0	1	0	0	0	5	0	0	0	0	0	0	0	14-0	3-2	3	1.37
May 16, 2010	at Arizona		2.0	4	4	2	1	1	2	0	1	0	0	1	0	4-12	3-2	3	1.61
May 23, 2010	Oregon State		4.1	4	4	4	1	3	2	0	0	0	0	0	0	8-9	3-3	3	2.06
May 29, 2010	at Stanford Cardinal		3.1	1	1	0	0	4	0	0	0	0	0	0	0	8-6	4-3	3	1.96
Jun 12, 2010	Arkansas Razorbacks		2.0	2	1	1	0	0	0	0	1	0	0	0	0	7-6	4-3	3	2.03
Jun 21, 2010	vs Clemson		1.2	4	1	1	0	1	0	0	0	0	1	0	0	3-6	4-3	3	2.11
Totals		5	72.2	53	23	17	11	67	12	0	3	2	2	5	0	181-102	4-3	3	2.11



DEVILS

19 Abe Ruiz



PROFILE

▶ Class: Senior	▶ Last College: Santa Barbara City College
▶ Hometown: Pacific Grove, Calif.	▶ Height / Weight: 6-3 / 237
▶ High School: Pacific Grove	▶ Position: IF
	▶ Experience: 2V
	▶ Bats/Throws: Left/Right

2011 (Junior): Appeared in 7 games, making three starts...hit a home run at Washington.

Junior College: Transferred to Santa Barbara City College from ASU in 2010...hit .343 with 11 homers and 40 RBI for the Vaqueros.

2009 (Freshman) Appeared in 32 games, making 14 starts...hit. .345 (19-55) with a home run and 19 RBI...the home run was a pinch hit grand slam against Milwaukee.

High School: A 2008 graduate of Pacific Grove (Calif.) High School...earned four varsity letters in baseball and was team captain as a junior and senior...a 2008 Louisville Slugger All-American and Rawlings All-American selection...named league MVP, county MVP and all-state as a senior...four-time first-team all-league selection...holds school career records for RBI (137) and doubles (34)...in his four-year career, hit .410 with 34 home runs, 137 RBI, 34 doubles, 73 walks and 20 stolen bases...also went 22-9 with a 2.13 ERA and 149 strikeouts in 139 innings as a pitcher...helped lead team to first outright league title in 15 years in 2008...coached by his father, Gil...won AAU national championship in 2005 with NorCal Baseball...also lettered in basketball in high school, and was a two-time all-league selection.

MLB Draft: Selected in the 47th round (1,401st pick overall) by the San Francisco Giants in the 2008 Major League Baseball draft.

Personal: Sociology major at ASU...parents are Gil and Deborah Ruiz of Pacific Grove, Calif...has one brother, Gabe...lists Adrian Gonzalez as his favorite pro athlete and the Boston Red Sox and San Francisco Giants as his favorite professional sports teams...says Mark Wahlberg as his favorite actor and "Boondock Saints" as his favorite movie...born March 29, 1990 in Pacific Grove, Calif...full name is Abraham Mathew Ruiz.

Career Stats at Arizona State:

Year	Avg.	GP	GS	AB	R	H	2B	3B	HR	RBI	TB	SLG%	BB	HBP	SO	GDP	OBP	SB	SBA	PO	A	E	F%
2009	.345	32	14	55	10	19	4	2	1	19	30	.545	9	1	12	1	.433	2	2	66	3	3	.958
2011	.176	7	3	17	2	3	1	0	1	4	7	.412	0	0	3	0	.176	0	1	3	0	0	1.000
Totals	.306	39	17	72	12	22	5	2	2	23	37	.514	9	1	15	1	.381	2	3	69	3	3	.960

Career Batting Stats at Santa Barbara City College:

Year	Avg.	GP	GS	AB	R	H	2B	3B	HR	RBI	TB	SLG%	BB	HBP	SO	SB	SBA	OBP
2010	.343	35	35	143	33	49	12	0	11	40	94	.657	18	1	43	1	2	.417





#19 • Abe Ruiz

2011 Game-by-Game Statistics

2011 Arizona State Sun Devil Baseball
Individual Game-by-Game for Arizona State (as of Jun 27, 2011)

#27 Ruiz, Abe - 7 games (All games)

Date	Opponent	Pos	AB	R	H	RBI	2B	3B	HR	BB	SB	CS	HBP	SAC	SF	GDP	K	PO	A	E	Avg
Feb 20	NEW MEXICO LOBOS	ph	1	0	1	0	0	0	0	0	0	1	0	0	0	0	0	0	0	0	1.000
Feb 26	DELAWARE-1	*dh	4	0	1	2	1	0	0	0	0	0	0	0	0	0	0	0	0	0	.400
Mar 06	vs UC Riverside	*dh	4	0	0	0	0	0	0	0	0	0	0	0	0	0	1	0	0	0	.222
Apr 16	WASHINGTON STATE	*dh	5	0	0	0	0	0	0	0	0	0	0	0	0	0	1	0	0	0	.143
May 08	LONG BEACH STATE	ph/1b	1	1	0	0	0	0	0	0	0	0	0	0	0	0	0	1	0	0	.133
May 21	at Washington Huskies	ph/1b	1	1	1	2	0	0	1	0	0	0	0	0	0	0	0	1	0	0	.188
Jun 04	CHARLOTTE 49ERS	ph/1b	1	0	0	0	0	0	0	0	0	0	0	0	0	0	1	1	0	0	.176
Totals		3gs	17	2	3	4	1	0	1	0	0	1	0	0	0	0	3	3	0	0	.176

On base pct. .176 • Slugging pct. .412



DEVILS



#27 • Abe Ruiz

2009 Game-by-Game Statistics

Date	Opponent	GS	AB	R	H	RBI	2B	3B	HR	BB	IBB	SB	CS	HBP	SAC	SF	GDP	K	PO	A	E	Avg	
Feb 20, 2009	Wisconsin-Milwaukee		2	0	0	1	0	0	0	0	0	0	0	0	0	1	0	0	5	0	0	.000	
Feb 21, 2009	Wisconsin-Milwaukee-1		1	1	1	4	0	0	1	0	0	0	0	0	0	0	0	0	0	0	1	.333	
Feb 21, 2009	Wisconsin-Milwaukee-2		2	0	1	2	0	0	0	0	0	0	0	0	0	0	0	0	1	0	0	.400	
Feb 22, 2009	Wisconsin-Milwaukee		1	0	0	0	0	0	0	0	0	0	0	0	0	0	0	0	1	0	0	.333	
Feb 26, 2009	Missouri Tigers	*	2	1	0	0	0	0	0	0	0	1	0	1	0	0	0	2	9	1	0	.250	
Mar 05, 2009	Holy Cross		0	1	0	0	0	0	0	1	0	0	0	0	0	0	0	0	0	0	0	.250	
Mar 06, 2009	Holy Cross		1	0	0	0	0	0	0	0	0	0	0	0	0	0	0	1	2	0	0	.222	
Mar 07, 2009	Holy Cross		2	0	0	0	0	0	0	0	0	0	0	0	0	0	0	0	2	0	1	.182	
Mar 22, 2009	Arizona Wildcats		0	0	0	1	0	0	0	1	0	0	0	0	0	1	0	0	1	1	0	.182	
Mar 29, 2009	at USC Trojans		0	0	0	0	0	0	0	0	0	0	0	0	0	0	0	0	0	0	0	.182	
Mar 31, 2009	Cal State Fullerton		0	0	0	0	0	0	0	0	0	0	0	0	0	0	0	0	1	0	0	.182	
Apr 04, 2009	at Washington		1	0	0	0	0	0	0	0	0	0	0	0	0	0	0	0	0	0	0	.167	
Apr 08, 2009	at Arkansas	*	3	1	2	1	0	0	0	1	0	0	0	0	0	0	0	0	11	1	1	.267	
Apr 11, 2009	Washington State	*	2	1	1	1	1	0	0	0	0	0	0	0	0	0	0	1	0	0	0	.294	
Apr 12, 2009	Washington State		1	0	1	2	1	0	0	1	0	0	0	0	0	0	0	0	0	0	0	.333	
Apr 17, 2009	Stanford Cardinal	*	5	0	1	0	0	0	0	0	0	0	0	0	0	0	0	2	0	0	0	.304	
Apr 18, 2009	Stanford Cardinal		1	0	0	0	0	0	0	0	0	0	0	0	0	0	0	1	0	0	0	.292	
Apr 19, 2009	Stanford Cardinal		2	1	2	0	1	0	0	0	0	0	0	0	0	0	0	0	0	0	0	.346	
Apr 21, 2009	Hawai'i Rainbows	*	2	0	0	0	0	0	0	0	0	0	0	0	0	0	0	1	0	0	0	.321	
Apr 25, 2009	at Cal Golden Bears		1	0	0	0	0	0	0	0	0	0	0	0	0	0	0	0	0	0	0	.310	
Apr 26, 2009	at Cal Golden Bears	*	2	0	0	0	0	0	0	0	0	0	0	0	0	0	0	1	0	0	0	.290	
Apr 29, 2009	at Arizona Wildcats		2	1	1	3	0	1	0	0	0	0	0	0	0	0	0	0	1	0	0	.303	
May 05, 2009	San Diego Toreros		0	0	0	0	0	0	0	1	0	0	0	0	0	0	0	0	0	0	0	.303	
May 06, 2009	San Diego Toreros	*	0	0	0	0	0	0	0	1	0	0	0	0	0	0	0	0	2	0	0	.303	
May 08, 2009	Winthrop Eagles	*	5	1	1	0	0	0	0	0	0	0	0	0	0	0	0	2	11	0	0	.289	
May 09, 2009	Winthrop Eagles	*	4	0	2	1	1	0	0	0	0	0	0	0	0	0	0	0	10	0	0	.310	
May 10, 2009	Winthrop Eagles	*	3	0	1	0	0	0	0	0	0	0	0	0	0	0	0	1	9	0	0	.311	
May 15, 2009	Oregon Ducks	*	3	1	2	0	0	0	0	0	0	1	0	0	0	0	0	0	0	0	0	.333	
May 16, 2009	Oregon Ducks		2	0	2	3	0	1	0	0	0	0	0	0	0	0	0	0	0	0	0	.360	
May 23, 2009	UCLA Bruins	*	3	1	1	0	0	0	0	1	0	0	0	0	0	0	0	0	0	0	0	.358	
May 24, 2009	UCLA Bruins	*	0	0	0	0	0	0	0	2	0	0	0	0	0	0	0	0	0	0	0	.358	
May 31, 2009	Oral Roberts	*	2	0	0	0	0	0	0	0	0	0	0	0	0	0	1	0	0	0	0	.345	
Totals			14	55	10	19	19	4	2	1	9	0	2	0	1	0	2	1	12	66	3	3	.345

26 Drew Stankiewicz



PROFILE

▶ Class: Freshman	▶ Height / Weight: 5-10 / 185
▶ Hometown: Gilbert, Ariz.	▶ Position: IF
▶ High School: Gilbert	▶ Experience: HS
	▶ Bats/Throws: L/R

Baseball Bloodlines: Drew's father Andy played seven seasons in the Major Leagues for the New York Yankees, Houston Astros, Montreal Expos and Arizona Diamondbacks...Andy spent three seasons as an assistant coach at Arizona State (2007-2009), winning two Pac-10 titles and making the 2009 College World Series, and is currently the Head Baseball Coach at Grand Canyon University.

High School: A 2011 graduate of Gilbert High School...played baseball, basketball and football at GHS...was team captain in both football and baseball as a senior...was three times selected to the All-Region team...teamed with current Sun Devil teammate Nathaniel Causey at Gilbert.

MLB Draft: Was a 40th round pick (1,218th overall) of the Colorado Rockies in the 2011 Major League Baseball draft.

Personal: Wants to major in communications...son of Andy and Mari Ana...has one brother (Dane) and two sisters (Marisa and Mia)...would like to attend a Super Bowl...says Derek Jeter and Jimmy Rollins are his favorite athletes...born June 18, 1993...full name is Drew Alan Stankiewicz.

24 Jake Wakamatsu



PROFILE

▶ Class: Freshman	▶ Height / Weight: 6-0 / 170
▶ Hometown: North Richland Hills, Texas	▶ Position: IF/OF
▶ High School: Keller	▶ Experience: HS
	▶ Bats/Throws: L/R

Legacy Devil: Jake's father Don was a four-year letterwinner for Arizona State from 1982 to 1985, starting three seasons at catcher...Don was a three-time First Team All-Pac-10 selection who finished his ASU career with a .314 average and twice played in the College World Series and was a member of two Pac-10 Championship teams...Don played for the Chicago White Sox in 1991 and became the first former Sun Devil baseball player to be named a Major League Baseball manager when he was hired by the Seattle Mariners prior to the 2009 season...Don is currently the bench coach of the Toronto Blue Jays.

High School: A 2011 graduate of Keller High School...played both baseball and football.

MLB Draft: Selected in the 48th round (1,459th overall) by the Toronto Blue Jays in the 2011 Major League Baseball draft.

Personal: Wants to study business...son of Don and Laura...has two siblings, Luke and Jadyn...enjoys hunting and fishing...says Step Brothers is his favorite movie and Tosh.0 is his favorite TV show...lists Derek Jeter as his favorite athlete...born May 18, 1992...full name is Jacob Ryan Wakamatsu.

43 Trevor Williams



PROFILE

- ▶ **Class:**
Sophomore
- ▶ **Hometown:**
San Diego, Calif.
- ▶ **High School:**
Rancho Bernardo
- ▶ **Height / Weight:**
6-3 / 233
- ▶ **Position:**
RHP
- ▶ **Experience:**
1V
- ▶ **Bats/Throws:**
Right/Right

2011 (Freshman): Had a tremendous debut season, earning Collegiate Baseball Freshman All-American honors and Honorable Mention All-Pac-10...appeared in a team-high 32 games, mostly as the eighth inning man...recorded a 1-0 record with a save...pitched 39.2 innings with a 2.50 ERA...struck out 35 hitters while walking only six...opponents hit a mere .200 against him.

High School: A 2010 graduate of Rancho Bernardo High School in San Diego, California...earned three varsity letters in baseball...was team captain during his senior year...was a Second Team All-League pick as a junior and a First Team All-League pick his senior season...was a Second Team All-CIF as a senior and was a preseason Under Armour All-American...was twice named his Team MVP...had a 10-2 record and hit .432 as a senior.

Personal: Majoring in secondary education in history...parents are Richard and Jennifer Williams of San Diego...has two younger brothers, Trent and Tanner...enjoys surfing and fishing...says Denzel Washington is his favorite actor...lists Good Burger as his favorite movie...born April 25, 1992...full name is Trevor Anthony Williams.

Career Pitching Stats at Arizona State:

Year	ERA	G	GS	CG	W	L	SV	IP	H	R	ER	BB	SO	Opp/Avg
2011	2.50	32	0	0	1	0	1	39.2	28	11	11	6	35	.200



#43 • Trevor Williams

2011 Game-by-Game Statistics

2011 Arizona State Sun Devil Baseball
Individual Game-by-Game for Arizona State (as of Jun 27, 2011)

#43 Williams, Trevor - 32 appearances (All games)

Date	Opponent	GS	IP	H	R	ER	BB	SO	2B	3B	HR	WP	BK	HBP	IBB	Score	W-L	Sv	ERA	NP
Feb 20	NEW MEXICO LOBOS		1.0	2	2	2	1	0	0	0	0	0	0	0	0	7-5	0-0	0	18.00	25
Feb 26	DELAWARE-1		2.0	0	0	0	0	2	0	0	0	0	0	0	0	9-2	0-0	0	6.00	19
Mar 03	vs CS Bakersfield		1.1	0	0	0	0	0	0	0	0	0	0	1	0	1-2	0-0	0	4.15	15
Mar 04	vs Northern Illinois		2.0	2	0	0	0	5	0	0	0	0	0	0	0	10-9	1-0	0	2.84	36
Mar 11	at Auburn Tigers		1.0	0	0	0	0	2	0	0	0	0	0	0	0	8-7	1-0	0	2.45	15
Mar 12	at Auburn Tigers		2.2	0	0	0	1	2	0	0	0	0	0	0	0	9-5	1-0	1	1.80	51
Mar 15	OKLAHOMA SOONER		1.1	0	0	0	0	2	0	0	0	0	0	0	0	6-2	1-0	1	1.59	10
Mar 19	ORAL ROBERTS		1.0	0	0	0	1	2	0	0	0	0	0	0	0	4-3	1-0	1	1.46	18
Mar 20	ORAL ROBERTS		1.1	1	0	0	0	3	0	0	0	0	0	0	0	2-5	1-0	1	1.32	20
Mar 23	at Cal State Fullerton		1.0	0	0	0	0	0	0	0	0	0	0	0	0	10-1	1-0	1	1.23	12
Mar 25	ARIZONA		1.2	2	1	1	0	1	0	0	0	0	1	0	0	2-5	1-0	1	1.65	37
Mar 27	ARIZONA		0.2	0	0	0	0	1	0	0	0	1	0	0	0	8-1	1-0	1	1.59	4
Apr 01	OREGON DUCKS		0.1	0	0	0	0	0	0	0	0	0	0	0	0	5-2	1-0	1	1.56	3
Apr 03	OREGON DUCKS		1.0	0	0	0	0	1	0	0	0	0	0	0	0	8-0	1-0	1	1.47	13
Apr 05	at Arizona		1.0	0	0	0	0	2	0	0	0	0	0	0	0	10-5	1-0	1	1.40	13
Apr 08	at Oregon State		0.1	1	0	0	0	1	0	0	0	0	0	0	0	3-5	1-0	1	1.37	6
Apr 09	at Oregon State		1.1	1	0	0	0	1	0	0	0	0	0	1	0	6-7	1-0	1	1.29	19
Apr 15	WASHINGTON STATE		1.1	1	0	0	0	1	0	0	0	0	0	0	0	3-1	1-0	1	1.21	15
Apr 17	WASHINGTON STATE		1.0	1	0	0	0	0	0	0	0	0	0	0	0	10-4	1-0	1	1.16	7
Apr 21	at Cal Golden Bears		1.0	1	0	0	0	0	0	0	0	0	0	0	0	6-4	1-0	1	1.11	12
Apr 26	at Arizona		1.1	0	0	0	0	1	0	0	0	0	0	0	0	4-3	1-0	1	1.05	8
Apr 29	STANFORD CARDINA		1.0	3	1	1	0	0	0	0	0	0	0	0	0	12-10	1-0	1	1.35	24
Apr 30	STANFORD CARDINA		1.2	3	0	0	1	1	0	0	0	0	0	0	0	4-6	1-0	1	1.27	22
May 03	BYU COUGARS		1.0	0	0	0	0	1	0	0	0	0	0	0	0	4-6	1-0	1	1.23	17
May 06	LONG BEACH STATE		0.2	0	0	0	0	0	0	0	0	0	0	0	0	6-3	1-0	1	1.20	4
May 08	LONG BEACH STATE		1.0	2	1	1	0	0	1	0	0	0	0	0	0	17-9	1-0	1	1.45	7
May 15	at USC Trojans		1.2	5	3	3	0	2	1	0	1	1	1	0	0	2-6	1-0	1	2.20	30
May 22	at Washington Huskies		1.0	0	0	0	0	1	0	0	0	0	0	0	0	0-3	1-0	1	2.14	10
May 28	UCLA BRUINS		1.0	0	0	0	0	2	0	0	0	0	0	0	0	0-7	1-0	1	2.08	15
May 29	UCLA BRUINS		1.0	0	0	0	0	0	0	0	0	0	0	0	0	10-5	1-0	1	2.02	4
Jun 05	ARKANSAS RAZORBA		2.0	0	0	0	0	1	0	0	0	0	0	0	0	13-4	1-0	1	1.91	20
Jun 11	vs Texas Longhorns		2.0	3	3	3	2	0	0	1	1	1	0	0	0	1-5	1-0	1	2.50	31
Totals		0	39.2	28	11	11	6	35	2	1	2	3	2	2	0	200-142	1-0	1	2.50	-



DEVILS

3

Billy Young



PROFILE

- ▶ **Class:**
Junior
- ▶ **Hometown:**
Show Low, Ariz.
- ▶ **High School:**
Show Low
- ▶ **Last College:**
Mesa Community College
- ▶ **Height / Weight:**
6-3 / 195
- ▶ **Position:**
RHP
- ▶ **Experience:**
TR
- ▶ **Bats/Throws:**
B/R

Junior College: Pitched at Mesa Community College in 2011...appeared in 12 games, going 6-2...threw 71.0 innings, striking out 46 batters and recording a 3.93 ERA...did not pitch in 2010.

High School: A 2009 graduate of Show Low High School...earned three letters in baseball and one in basketball...was the baseball team captain as a senior...went 18-4 and hit .440 as a senior...was a Second Team 3A All-State as a senior and a First Team All-Region choice...was an honorable mention All-Region choice as a sophomore...won the Wendy's High School Heisman Award for Show Low High School.

Personal: Plans to major in communications...son of Bill and Diane...has a younger sister, Rebekah...enjoys cooking and outdoor activities...says The Rookie is his favorite movie...lists Jered Weaver of the Los Angeles Angels as his favorite athlete...would love to attend the Kentucky Derby...born November 18, 1990...full name is William Troy Young, Jr.

Career Pitching Stats at College of Mesa Community College:

Year	ERA	G	W	L	IP	H	R	ER	BB	SO
2011	3.93	12	6	2	71.0	76	43	31	25	46

Marini



DEMARINI.COM



BORN HARDCORE

BBCOR
CERTIFIED .50


DeMARINI

Phillies





2011 ASU Baseball Overall Statistics

• Record: 43-18 • Home: 28-7 • Away: 12-9 • Neutral: 3-2 • Pac-10: 17-10

Player	avg	gp-gs	ab	r	h	2b	3b	hr	rbi	tb	slg%	bb	hbp	so	gdp	ob%	sf	sh	sb-att	po	a	e	fld%
DeMichele, Joey	.368	52-49	193	37	71	16	7	9	51	128	.663	14	2	27	2	.412	2	1	6-8	33	13	3	.939
Carrillo, Xorge	.330	32-30	106	23	35	13	0	1	24	51	.481	8	6	16	4	.398	3	0	2-2	197	29	4	.983
Ruettiger, Johnny	.327	60-60	245	53	80	8	4	0	37	96	.392	34	4	31	1	.411	4	2	23-36	95	3	1	.990
Barnes, Austin	.320	43-41	153	27	49	14	1	1	15	68	.444	12	3	16	3	.376	2	1	3-4	288	22	2	.994
Marrero, Deven	.315	54-54	219	33	69	14	3	2	20	95	.434	14	0	30	5	.352	3	2	10-15	66	156	18	.925
Torrez, Riccio	.307	57-57	228	37	70	17	4	4	54	107	.469	15	8	30	3	.363	5	3	15-19	28	109	10	.932
Workman, Andy	.292	35-24	96	18	28	5	1	3	18	44	.458	5	1	28	2	.327	2	2	2-2	61	0	1	.984
Aplin, Andrew	.284	49-42	141	23	40	9	3	1	19	58	.411	19	3	16	1	.376	2	5	3-8	103	7	0	1.000
Newman, Matt	.280	57-57	207	33	58	12	2	6	27	92	.444	21	2	42	2	.349	2	3	2-6	100	5	2	.981
MacPhee, Zack	.279	61-61	222	49	62	11	2	1	25	80	.360	49	5	22	5	.419	1	6	26-33	76	185	11	.960
Wilson, Zach	.258	61-61	236	33	61	13	1	7	44	97	.411	21	5	44	4	.322	8	0	6-9	559	39	7	.988

Milner, Daniel	1.000	2-0	1	1	1	0	0	0	1	1	1.000	1	0	0	0	1.000	0	0	0-0	0	0	0	.000
McDonald, James	.333	5-0	3	1	1	1	0	0	0	2	.667	1	0	0	0	.500	0	0	0-0	0	2	0	1.000
Coffman, Kasey	.333	3-0	3	0	1	0	0	0	1	1	.333	0	0	2	0	.333	0	0	0-0	3	0	0	1.000
Benjamin, Michael	.182	12-5	22	7	4	1	0	1	3	8	.364	2	0	4	0	.240	1	0	0-0	3	15	1	.947
Ruiz, Abe	.176	7-3	17	2	3	1	0	1	4	7	.412	0	0	3	0	.176	0	0	0-1	3	0	0	1.000
Magee, Brandon	.154	9-3	13	2	2	1	0	0	0	3	.231	2	1	10	0	.313	0	0	0-0	3	0	0	1.000
Hahn, Cory	.000	3-2	3	0	0	0	0	0	0	0	.000	2	0	0	1	.400	0	0	1-1	1	0	0	1.000
Maggi, Beau	.000	3-0	2	0	0	0	0	0	0	0	.000	1	1	0	0	.500	0	0	0-0	0	0	0	.000
Barrett, Jake	.000	1-0	1	0	0	0	0	0	0	0	.000	0	0	0	0	.000	0	0	0-0	5	11	3	.842
Totals	.301	61-61	2111	379	635	136	28	37	343	938	.444	221	41	321	33	.373	35	25	99-144	1654	680	70	.971
Opponents	.241	61-61	2051	230	494	97	14	16	208	667	.325	151	52	494	40	.307	18	49	22-40	1595	623	88	.962

LOB - Team (462), Opp (438). DPs turned - Team (47), Opp (40). CI - Team (1), Barnes 1, Opp (3).

IBB - Team (7), Torrez, Ri. 2, Newman 2, DeMichele 2, MacPhee 1, Opp (1).

Picked off - Ruettiger 3, Marrero 3, Aplin 2, DeMichele 2, Newman 2, MacPhee 2, Carrillo 1, Wilson 1, Torrez, Ri. 1.

(All games Sorted by Earned run avg)

Player	era	w-l	app-gs	cg	sho	sv	ip	h	r	er	bb	so	2b	3b	hr	ab	b/avg	wp	hbp	bk	sfa	sha
Williams, Trevor	2.50	1-0	32-0	0	0/1	1	39.2	28	11	11	6	35	2	1	2	140	.200	3	2	2	0	3
Blackford, Alex	2.66	4-1	24-4	0	0/1	1	61.0	52	23	18	23	55	10	3	1	227	.229	6	4	1	3	1
Rodgers, Brady	2.75	9-4	15-15	1	1/0	0	98.1	88	38	30	9	87	11	1	1	372	.237	2	7	1	2	13
Champlin, Kramer	2.85	9-4	17-17	3	2/0	0	117.0	105	42	37	37	95	19	4	6	427	.246	6	12	0	2	9
Ottoson, Kyle	3.38	3-1	15-9	0	0/1	0	53.1	47	24	20	22	48	14	1	0	192	.245	6	13	3	2	10
Barrett, Jake	4.14	7-4	14-14	1	1/1	0	76.0	75	42	35	21	72	19	2	3	290	.259	2	9	6	2	8
Lambson, Mitchell	4.31	7-4	31-2	0	0/1	9	56.1	59	28	27	12	67	13	2	3	222	.266	4	2	2	0	4

McAlister, Josh	1.80	0-0	3-0	0	0/0	0	5.0	6	2	1	1	4	0	0	0	23	.261	0	1	0	0	0
Lambson, Mark	1.90	2-0	10-0	0	0/0	0	23.2	18	5	5	3	13	4	0	0	84	.214	1	0	1	4	0
Lopez, Joseph	3.00	1-0	14-0	0	0/0	1	18.0	12	7	6	11	14	3	0	0	64	.188	1	0	0	1	0
Moody, Josh	21.00	0-0	5-0	0	0/0	0	3.0	4	8	7	6	4	2	0	0	10	.400	0	2	0	2	1
Totals	3.22	43-18	61-61	5	6/2	12	551.1	494	230	197	151	494	97	14	16	2051	.241	31	52	16	18	49
Opponents	5.60	18-43	61-61	8	2/0	8	531.2	635	379	331	221	321	136	28	37	2111	.301	58	41	11	35	25

PB - Team (6), Barnes 4, Carrillo 1, Maggi, B. 1, Opp (7). Pickoffs - Team (10), Barnes 4, Ottoson 3, Lambson 1, Barrett 1, Blackford 1, Opp (17). SBA/ATT - Carrillo (12-18), Barnes (10-14), Blackford (9-12), Champlin (4-9), Ottoson (2-6), Moody (2-3), Lambson (2-3), Barrett (1-3), Lambson, Ma. (2-2), Lopez, Jo. (0-1), Rodgers (0-1).



2011 ASU Baseball Conference Statistics

• Record: 17-10 • Home: 11-4 • Away: 6-6 • Pac-10: 17-10

Player	avg	gp-gs	ab	r	h	2b	3b	hr	rbi	tb	slg%	bb	hbp	so	gdp	ob%	sf	sh	sb-att	po	a	e	fld%
Torrez, Riccio	.351	27-27	111	19	39	12	1	0	21	53	.477	4	5	14	2	.397	1	0	7-8	13	54	7	.905
Carrillo, Xorge	.350	12-11	40	7	14	5	0	0	8	19	.475	2	1	3	1	.386	1	0	0-0	70	13	1	.988
Ruettiger, Johnny	.318	27-27	107	19	34	1	2	0	15	39	.364	17	1	19	0	.409	2	1	5-12	41	1	0	1.000
Marrero, Deven	.316	25-25	98	12	31	6	2	2	12	47	.480	6	0	15	1	.352	1	1	3-6	28	80	6	.947
DeMichele, Joey	.316	24-24	95	16	30	4	2	5	23	53	.558	7	1	16	1	.365	1	0	5-7	2	3	0	1.000
Barnes, Austin	.264	19-19	72	11	19	2	0	1	7	24	.333	2	2	10	2	.299	1	1	2-2	139	9	0	1.000
Newman, Matt	.247	25-25	93	16	23	9	1	3	12	43	.462	10	1	18	1	.327	0	1	1-1	50	3	1	.981
Aplin, Andrew	.238	22-20	63	11	15	4	1	1	7	24	.381	9	0	8	0	.329	1	2	1-4	39	4	0	1.000
Wilson, Zach	.234	27-27	107	9	25	6	0	3	15	40	.374	8	1	25	1	.286	3	0	2-4	271	13	5	.983
MacPhee, Zack	.232	27-27	99	21	23	5	0	0	6	28	.283	21	2	7	2	.377	0	2	14-17	39	97	8	.944
Workman, Andy	.171	16-10	41	4	7	1	0	1	3	11	.268	4	0	15	1	.244	0	1	2-2	34	0	0	1.000

McDonald, James	1.000	1-0	1	1	1	1	0	0	0	2	2.000	0	0	0	0	1.000	0	0	0-0	0	0	0	.000
Ruiz, Abe	.167	2-1	6	1	1	0	0	1	2	4	.667	0	0	1	0	.167	0	0	0-0	1	0	0	1.000
Benjamin, Michael	.000	2-0	3	1	0	0	0	0	0	0	.000	1	0	1	0	.250	0	0	0-0	0	3	0	1.000
Magee, Brandon	.000	1-0	1	0	0	0	0	0	0	0	.000	0	0	1	0	.000	0	0	0-0	0	0	0	.000
Totals	.280	27-27	937	148	262	56	9	17	131	387	.413	91	14	153	12	.349	11	9	42-63	736	316	34	.969
Opponents	.251	27-27	930	99	233	38	7	11	89	318	.342	58	19	212	22	.306	5	22	9-17	720	273	36	.965

LOB - Team (196), Opp (199). DPs turned - Team (23), Opp (16). CI - Team (0), Opp (2).

IBB - Team (4), DeMichele 2, Newman 2, Opp (1). Picked off - Aplin 2, Marrero 1, DeMichele 1, Newman 1.

(Pac-10 games only Sorted by Earned run avg)

Player	era	w-l	app-gs	cg	sho	sv	ip	h	r	er	bb	so	2b	3b	hr	ab	b/avg	wp	hbp	bk	sfa	sha
Rodgers, Brady	2.81	5-3	9-9	1	1/0	0	64.0	58	27	20	7	57	6	1	1	246	.236	2	5	0	1	8
Barrett, Jake	2.93	5-2	7-7	1	1/1	0	43.0	37	14	14	12	35	9	1	2	160	.231	2	3	3	1	4
Champlin, Kramer	3.27	4-3	9-9	2	2/0	0	63.1	63	27	23	14	50	11	3	5	238	.265	2	7	0	1	2

Lambson, Mark	1.23	1-0	3-0	0	0/0	0	7.1	5	1	1	0	5	0	0	0	26	.192	1	0	0	1	0
Ottoson, Kyle	2.08	0-1	5-1	0	0/0	0	8.2	7	2	2	5	7	2	0	0	28	.250	1	2	0	0	4
Williams, Trevor	2.81	0-0	15-0	0	0/1	0	16.0	18	5	5	1	12	1	0	1	62	.290	2	1	2	0	1
Blackford, Alex	3.00	0-0	11-0	0	0/1	0	18.0	15	6	6	9	19	5	1	0	66	.227	1	1	0	1	1
Lopez, Joseph	4.15	0-0	5-0	0	0/0	0	4.1	1	3	2	7	5	1	0	0	15	.067	0	0	0	0	0
Lambson, Mitchell	5.66	2-1	13-1	0	0/0	3	20.2	29	14	13	3	22	3	1	2	89	.326	2	0	0	0	2
Totals	3.15	17-10	27-27	4	5/1	3	245.1	233	99	86	58	212	38	7	11	930	.251	13	19	5	5	22
Opponents	4.76	10-17	27-27	8	2/0	2	240.0	262	148	127	91	153	56	9	17	937	.280	27	14	5	11	9

PB - Team (1), Barnes 1, Opp (3). Pickoffs - Team (2), Ottoson 1, Barnes 1, Opp (5).

SBA/ATT - Carrillo (5-9), Blackford (5-6), Barnes (4-6), Champlin (2-6), Lambson (1-1), Lopez, Jo. (0-1), Ottoson (0-1), Barrett (1-1), Rodgers (0-1).



2011 AWARDS & HONORS

All-Pac-10:

Austin Barnes (1st)
Joey DeMichele (1st)
Deven Marrero (1st)
Johnny Ruettiger (1st)
Riccio Torrez (1st)
Alex Blackford (honorable mention)
Kramer Champlin (honorable mention)
Mitchell Lambson (honorable mention)
Zack MacPhee (honorable mention)
Matt Newman (honorable mention)
Brady Rodgers (honorable mention)
Trevor Williams (honorable mention)
Zach Wilson (honorable mention)

Pac-10 Defensive Player of the Year:

Deven Marrero

Academic All-American:

Andy Workman (2nd)

Academic All-Pac-10:

Joey DeMichele (1st)
Andy Workman (1st)
Deven Marrero (2nd)
Riccio Torrez (2nd)
Xorge Carrillo (honorable mention)
Matt Newman (honorable mention)

Pac-10 Player of the Week:

Joey DeMichele (May 2)
Matt Newman (March 15)
Riccio Torrez (Feb. 21/April 25)

Pac-10 Pitcher of the Week:

Brady Rodgers (May 23)

Baseball America All-American:

Joey DeMichele (3rd)

Baseball America Freshman All-American:

Trevor Williams

ABCA All-American:

Joey DeMichele (1st)

Academic All-District VIII:

Joey DeMichele (1st)
Andy Workman (1st)
Deven Marrero (2nd)

ABCA All-West Region:

Joey DeMichele (1st)
Deven Marrero (2nd)
Johnny Ruettiger (2nd)
Riccio Torrez (2nd)

National Player of the Week:

Joey DeMichele (May 2)

Tempe Regional All-Tournament Team

Joey DeMichele (MOP)
Xorge Carrillo
Kramer Champlin
Mitchell Lambson
Johnny Ruettiger

Team USA Collegiate National Team

Brady Rodgers
Deven Marrero

Graduated:

Xorge Carrillo (Interdisciplinary studies)
Daniel Milner (Anthropology)
Josh Moody (Interdisciplinary studies)
Matt Newman (Interdisciplinary studies)
Andy Workman (Finance)

SUN DEVIL BASEBALL AWARDS

Mr. Fireman:

Trevor Williams

Jim Henderson Courage Award:

Cory Hahn

Casey Myers Academic Award:

Deven Marrero

Phill Lowery Comeback Player:

Xorge Carrillo

Alvin Davis Leadership Award:

Matt Newman

Breakout Player:

Joey DeMichele

Bob Eger Award:

Brady Rodgers and Austin Barnes

Pitcher of the Year:

Kramer Champlin

The Tillman:

Zach Wilson

Jim Brock-Mr. Sun Devil Award:

Riccio Torrez

Bobby Winkles Award:

Andy Workman

On Deck Circle MVP:

Riccio Torrez

2011 Major League Baseball Draft:

PLAYER	TEAM	ROUND
Riccio Torrez, INF	Tampa Bay Rays	4th (150)
Johnny Ruettiger, OF	Baltimore Orioles	8th (245)
Austin Barnes, C	Florida Marlins	9th (283)
Zack MacPhee, INF	Cleveland Indians	13th (398)
Xorge Carrillo, INF	New York Mets	14th (432)
Mitchell Lambson, LHP	Houston Astros	19th (580)
Brandon Magee, OF	Oakland Athletics	21st (646)
Zach Wilson, INF	New York Yankees	21st (659)
Kyle Ottoson, LHP	Washington Nationals	24th (727)
Kramer Champlin, RHP	Toronto Blue Jays	33rd (1,009)
Andy Workman, OF	Los Angeles Angels	34th (1,035)

ASU Milestones achieved in 2011:

Zack MacPhee

Won the Pac-10 stolen base title with 27 swipes
Became the ninth player in ASU history to steal 20 or more bases in back-to-back seasons

Recorded 130 career walks, the seventh-highest total in ASU history

Joey DeMichele

Won the Pac-10 batting title with a .368 average

Led the Pac-10 in slugging percentage with a .663 average

Matt Newman

Recorded 123 career walks, ninth in school history

Mitchell Lambson

Made 102 career appearances, tied for second most in school history, and is one of only three pitchers to have thrown in more than 100 games as a Sun Devil

Won 24 games, the second-most in ASU history by a pitcher who pitched primarily out of the bullpen

Recorded 24 victories and 17 saves to become only the third Sun Devil with 20+ wins and 10+ saves

Tim Esmay

Recorded the second-highest winning percentage (.810) among ASU head coaches over first 100 games



PAC-10 REVIEW

2011 PAC-10 BASEBALL STANDINGS

SCHOOL	PAC-10 W-L	OVERALL W-L
UCLA*^	18-9	34-21
Arizona St.^&	17-10	39-16
Oregon St.^&	17-10	38-17
Arizona^	15-12	36-19
Stanford^&	14-12	32-20
Cal^&!	13-13	31-20
USC	13-14	25-31
Oregon	11-16	33-26
Washington St.	10-17	26-28
Washington	6-21	17-37

*- Pac-10 Champion; ^- NCAA Regional; &- NCAA Super Regional; ! - College World Series

2011 PAC-10 ALL-ACADEMIC TEAM

FIRST TEAM

NAME	YR	GPA	MAJOR
Dixon Anderson, CAL	Jr.	3.62	Society & Enviro.
Joey DeMichele, ASU	So.	3.35	Finance
Kenny Diekroeger, STAN	So.	3.69	Undeclared
Brett Jacobs, WSU	So.	3.54	Finance
Erik Johnson, CAL	Jr.	3.51	American Studies
Dean McArdle, STAN	So.	3.62	Undeclared
Joe Meggs, WASH	So.	3.47	Economics
Chris Mezger, USC	Sr.	3.77	Linguistics
Andrew Triggs, USC	Jr.	3.57	Social Sciences
Andy Workman, ASU	Jr.	3.94	Finance

SECOND TEAM

NAME	YR	GPA	MAJOR
Adam Cimper, WASH	So.	3.42	History
Patrick Claussen, WSU	Jr.	3.34	Mathematics
Paul Clingan, WSU	So.	3.26	Undeclared
Brendan Gardner-Young, WASH	Sr.	3.20	Informatics
Garret Houts, USC	Jr.	3.20	Communications
Jack Marder, ORE	So.	3.35	Undeclared
Deven Marrero, ASU	So.	3.31	Criminal Justice
Richie Ochoa, WSU	So.	3.33	Undeclared
Paris Shewey, WSU	Sr.	3.29	Management and Ops.
Riccio Torrez, ASU	Jr.	3.24	BIS

Honorable Mention: Mark Appel, So., STAN; Ryan Barnes, So., OSU; Parker Berberet, Sr., OSU; **Xorge Carrillo, Sr., ASU**; Joey Housey, So., ORE; Zach Jones, Sr., STAN; Vincent Littleman, So., ARIZ; Seth Mejias-Brean, So., ARIZ; Garrett Nash, So., OSU; **Matt Newman, Sr., ASU**; Logan Odom, Sr., USC; Stephen Piscotty, So., STAN; Jay Ponciano, Sr., WSU; Jordan Pries, Jr., STAN; Chris Reed, Jr., STAN; Robert Refsnyder, So., ARIZ; Kyle Simon, Jr., ARIZ; Scott Snodgrass, Jr., STAN.

2011 ALL-PAC-10 TEAM

PLAYER OF THE YEAR:

Tony Renda, CALIFORNIA

PITCHER OF THE YEAR:

Trevor Bauer, UCLA

FRESHMAN OF THE YEAR:

Brian Ragira, STANFORD

DEFENSIVE PLAYER OF THE YEAR:

Deven Marrero, ARIZONA STATE

COACH OF THE YEAR:

Pat Casey, OREGON STATE

NAME	SCHOOL	YR.
Beau Amaral, OF	UCLA	Jr.
Tyler Anderson (2), LHP	Oregon	Jr.
Taylor Ard, 1B	WSU	R-So.
Austin Barnes, C	ASU	Jr.
Trevor Bauer (3), RHP	UCLA	Jr.
Tony Bryant, RHP	OSU	So.
Joey DeMichele, DH	ASU	So.
Cole Frenzel, 1B	Arizona	So.
Sam Gaviglio, RHP	OSU	Jr.
Kurt Heyer (2), RHP	Arizona	So.
Erik Johnson, RHP	Cal	Jr.
Kavin Keyes, DH	OSU	Fr.
Chadd Krist (2), C	Cal	Jr.
Deven Marrero, SS	ASU	So.
Alex Mejia, SS	Arizona	So.
Ricky Oropesa (2), 1B	USC	Jr.
Stephen Piscotty, 3B	Stanford	So.
Adam Plutko, RHP	UCLA	Fr.
Danny Pulfer, 2B	Oregon	Jr.
Robert Refsnyder, OF	Arizona	So.
Tony Renda (2), 2B	Cal	So.
Joey Rickard, OF	Arizona	So.
Johnny Ruetigger, OF	ASU	Jr.
Kyle Simon, RHP	Arizona	Jr.
Riccio Torrez (2), 3B	ASU	Jr.

(2) - Two-time All-Conference selection

(3) - Three-time All-Conference selection

ASU HONORABLE MENTION (8)

Alex Blackford, Kramer Champlin, Mitchell Lambson, Zack MacPhee, Matt Newman, Brady Rodgers, Trevor Williams, Zach Wilson

PAC-10 IN THE NCAA TOURNAMENT:

The Pac-10 sent six teams to the NCAA Tournament last season, and has sent five teams in 1990, 1997, 2005 and 2008. A record eight teams made it in 2010. At least four teams have been sent to the tourney 17 different years. Arizona State advanced to the NCAA Super Regional last season. Since 1983, the Pac-10 has sent at least three teams into postseason play every year.

NCAA CWS APPEARANCES:

Arizona State	22
USC	21
Stanford	16
Arizona	15
California	6
Oregon State	4
Washington State	4
UCLA	3

NCAA COLLEGE WORLD SERIES TITLES:

USC	12
Arizona State	5
Arizona	3
Oregon State	2
California	2
Stanford	2

NATIONAL TITLES BY CONFERENCE:

Pacific-10	26
Big 12	10
SEC	9
Big Ten	6
Big East	4
Big West	4
WAC	2
West Coast	1
Patriot	1
Missouri Valley	1
ACC	1

ASU IN THE PAC-10:

CATEGORY	STAT	RANK
Batting Avg.	.301	2nd
Slugging %	.444	1st
Runs Scored	410	2nd
Hits	635	2nd
RBI	343	2nd
Home Runs	37	1st
OBP	.373	2nd
Walks	221	2nd
Stolen Bases	99	1st
ERA	3.22	5th
Opp. Batting Avg.	.241	4th
Strike Outs	494	3rd
Fewest ER Allowed	197	6th
Fewest R Allowed	230	4th
Fewest Walks	151	2nd



YEARLY LEADERS

1959-2011

OFFENSIVE CATEGORIES

BATTING AVERAGE

1959	John Regoli.....	356
1960	John Regoli.....	366
1961	Roger Tomlinson	342
1962	Phil Groover.....	303
1963	Luis Lagunas	331
1964	Jack Handley	356
1965	Rick Monday.....	359
1966	Jim Armstrong	339
1967	Ron Davini	311
1968	Fred Nelson	351
1969	Paul Ray Powell	366
1970	Lenny Randle	335
1971	Roger Schmuck	434
1972	Alan Bannister	380
1973	Clay Westlake.....	382
1974	Elliot "Bump" Wills	383
1975	Jerry Maddox	365
1976	Ken Landreaux	406
1977	Bob Horner	389
1978	Hubie Brooks	432
1979	John Freitas	397
1980	Alvin Davis	370
1981	Mike Soddors	424
1982	Kevin Romine	406
1983	Steve Moses	354
1984	Oddibe McDowell	405
1985	George Lopez.....	379
1986	Ted Dyson	379
1987	Tim Spehr	328
1988	Martin Peralta	369
1989	Anthony Manahan	387
1990	Fernando Viña	387
1991	Mike Kelly	373
1992	Brett Weinberger	367
1993	Paul Lo Duca	446
1994	Jacob Cruz	393
1995	Robbie Kent.....	341
1996	Dan McKinley	386
1997	Dan McKinley	423
1998	Willie Bloomquist	414
1999	Mark Ernster	439
2000	Casey Myers.....	412
2001	Casey Myers.....	395
2002	Jon Sheaffer	364
2003	Dustin Pedroia	404
2004	Dustin Pedroia	393
2005	Travis Buck	382
2006	Brett Wallace	371
2007	Brett Wallace	404
2008	Brett Wallace	410
2009	Jason Kipnis	384
2010	Deven Marrero.....	397
2011	Joey DeMichele	368

HOME RUNS

1959	Three players.....	4
1960	Jacobs/Regoli	6
1961	Roger Tomlinson	10
1962	Paul Runge	3
1963	Tony Alesci	6
1964	Luis Lagunas	6
1965	Rick Monday.....	11
1966	Reggie Jackson	15
1967	Scott Reid	11
1968	Lenny Randle.....	6
1969	Paul Ray Powell.....	11
1970	Roger Schmuck	9
1971	Roger Schmuck	12
1972	Alan Bannister	13
1973	Dick Harris	8
1974	Elliot "Bump" Wills.....	8
1975	Jerry Maddox	20
1976	Ken Landreaux	15
1977	Bob Horner	22
1978	Bob Horner	25
1979	Mike Anicich.....	11
1980	Stan Holmes	17
1981	Mike Soddors	22
1982	Chris Johnston.....	18
1983	Barry Bonds	11
1984	Oddibe McDowell.....	23
1985	Barry Bonds	23
1986	Rick Morris	19
1987	Tony Mattia	21
1988	Tim Spehr	20
1989	Mike Kelly	10
1990	Mike Kelly	21
1991	Austin Kelly	15
1992	Todd Stevenson	12
1993	Todd Cady	19
1994	Scott Shores	21
1995	Robbie Kent.....	7
1996	Robbie Kent.....	12
1997	Dan McKinley.....	15
1998	Andrew Beinbrink.....	12
1999	Andrew Beinbrink.....	14
2000	Mitch Jones.....	27
2001	Casey Myers.....	7
2002	Jeremy West.....	13
2003	Jeff Larish	18
2004	Pedroia/Buck.....	9
2005	Jeff Larish	23
2006	Davis/Sogard	9
2007	Brett Wallace	16
2008	Brett Wallace	22
2009	Carlos Ramirez	19
2010	Kole Calhoun	17
2011	Joey DeMichele	9

RBI

1959	John Jacobs.....	36
1960	John Jacobs.....	49
1961	Roger Tomlinson	56
1962	Paul Runge	30
1963	Luis Lagunas	36
1964	Luis Lagunas	49
1965	Luis Lagunas	68
1966	Reggie Jackson	65
1967	Dave Grangaard	44
1968	Grangaard/Randle	29
1969	Paul Ray Powell.....	73
1970	Roger Schmuck	45
1971	Roger Schmuck	80
1972	Alan Bannister	90
1973	Dick Harris	72
1974	Clay Westlake.....	64
1975	Jerry Maddox	89
1976	Ken Landreaux	93
1977	Bob Horner	87
1978	Chris Bando	102
1979	Mike Anicich.....	57
1980	Stan Holmes	61
1981	Mike Soddors	100
1982	Alvin Davis	91
1983	Barry Bonds	54
1984	Oddibe McDowell.....	74
1985	Barry Bonds	66
1986	Rick Morris	65
1987	Tony Mattia	61
1988	Dan Rumsey	91
1989	Mike Kelly	56
1990	Mike Kelly	82
1991	Jim Austin	64
1992	Doug Newstrom	48
1993	Paul Lo Duca	88
1994	Antone Williamson	74
1995	Darren Troilo.....	54
1996	Robbie Kent.....	68
1997	Andrew Beinbrink.....	72
1998	Andrew Beinbrink.....	85
1999	Andrew Beinbrink.....	85
2000	Casey Myers.....	97
2001	Casey Myers.....	69
2002	Jeremy West.....	71
2003	Jeff Larish	95
2004	Travis Buck	58
2005	Tuffy Gosewisch	74
2006	Ike Davis	65
2007	Brett Wallace	78
2008	Brett Wallace	83
2009	Carlos Ramirez	75
2010	Zack MacPhee.....	64
2011	Riccio Torrez.....	54



YEARLY LEADERS

1959-2011

PITCHING CATEGORIES

PITCHING WINS

1959	Kostyk/Barnson.....6
1960	Mike Tatum9-3
1961	Roger Barnson.....9-2
1962	Slaughter/Lovrich.....6
1963	Sterling Slaughter11-2
1964	Skip Hancock.....13-2
1965	Jim Merrick13-2
1966	Jeff Pentland10-3
1967	Gary Gentry17-1
1968	Joe Arnold.....11-3
1969	Larry Gura.....19-2
1970	Craig Swan8-4
1971	Craig Swan14-4
1972	Craig Swan16-1
1973	Otten/Bane.....15-1
1974	Jim Peterson.....10-2
1975	Floyd Bannister.....15-4
1976	Floyd Bannister.....19-2
1977	Jerry Vasquez.....12-2
1978	Ken Jones.....13-2
1979	Ken Jones.....8-9
1980	Kevin Dukes.....10-5
1981	Kendall Carter.....19-1
1982	Mike Hogan.....13-2
1983	Kendall Carter.....12-2
1984	Mike Thorpe.....13-2
1985	Charles Scott.....6-7
1986	Tony Harris.....8-2
1987	Mike Schwabe12-7
1988	Linty Ingram.....17-5
1989	Dave Alexander12-2
1990	Todd Douma.....16-3
1991	Doug Newstrom.....10-2
1992	Jeff Matranga.....10-7
1993	Marc Barcelo.....12-4
1994	Noah Peery.....11-2
1995	Kaipo Spenser.....8-5
1996	Jason Bond.....7-5
1997	Cermak/Bradley7
1998	Kramer/Mills/Lowery ...8
1999	Will Waldrip.....10-3
2000	Jon Switzer11-3
2001	Andy Torres13-4
2002	Mike Esposito9-6
2003	Beau Vaughan.....10-6
2004	Jason Urquidez.....12-3
2005	Erik Averill11-4
2006	Brett Bordes.....7-1
2007	Satow/Leake13
2008	Tommy Rafferty12-0
2009	Mike Leake16-1
2010	Seth Blair12-1
2011	Brady Rodgers.....9-4

ERA

1959	Jim Sims.....1.63
1960	Roger Barnson1.99
1961	Roger Barnson2.15
1962	Gary Graham.....1.54
1963	Sterling Slaughter..1.56
1964	Skip Hancock1.35
1965	Alan Schmelz1.31
1966	Jeff Pentland2.16
1967	Gary Gentry.....1.14
1968	Joe Arnold1.67
1969	Larry Gura1.01
1970	Mike Hansen1.19
1971	Eddie Bane.....2.18
1972	Eddie Bane.....0.99
1973	Jim Otten.....1.39
1974	Jim Peterson2.69
1975	Floyd Bannister1.66
1976	Floyd Bannister1.45
1977	Jerry Vasquez1.92
1978	Jeff Ahern.....3.49
1979	Kevin Dukes3.61
1980	Ken Jones4.17
1981	Kendall Carter2.86
1982	Jim Jefferson2.92
1983	Kendall Carter3.07
1984	Mike Thorpe.....2.94
1985	Royal Clayton.....4.89
1986	Tony Harris.....5.62
1987	Mike Schwabe2.99
1988	Brian Dodd2.25
1989	David Cassidy2.25
1990	Sean Rees.....2.67
1991	Gary Tatterson3.57
1992	Doug Newstrom.....3.59
1993	Marc Barcelo2.72
1994	Noah Peery2.76
1995	Kaipo Spenser.....3.05
1996	Richy Leon3.42
1997	Richy Leon2.01
1998	Chuck Crumpton ...3.00
1999	Charlie Williamson 3.73
2000	Jon Switzer.....3.89
2001	Drew Friedberg.....2.03
2002	Ryan Schroyer.....2.37
2003	Ryan Schroyer.....1.53
2004	Zechry Zinicola.....3.36
2005	Erik Averill3.39
2006	Daryl Arreola2.80
2007	Josh Satow.....2.76
2008	Mike Leake3.49
2009	Mike Leake.....1.71
2010	Brady Rodgers2.11
2011	Trevor Williams.....2.50

STRIKEOUTS

1959	Roger Kudron.....61
1960	Roger Barnson.....61
1961	Harley Anderson68
1962	Slaughter/Anderson .67
1963	Sterling Slaughter....154
1964	Skip Hancock177
1965	Jim Merrick.....111
1966	Jeff Pentland87
1967	Gary Gentry.....229
1968	Larry Gura102
1969	Larry Gura196
1970	Swan/Hansen.....102
1971	Eddie Bane.....130
1972	Eddie Bane.....213
1973	Eddie Bane.....192
1974	John Poloni78
1975	Floyd Bannister217
1976	Floyd Bannister213
1977	Darrell Jackson107
1978	Jeff Ahern.....88
1979	Ken Jones100
1980	Kevin Dukes.....101
1981	Kevin Dukes.....107
1982	Jefferson/Hogan.....69
1983	Jim Jefferson.....87
1984	Doug Henry.....93
1985	Gilbert Villanueva62
1986	Tony Harris.....74
1987	Linty Ingram118
1988	Linty Ingram153
1989	Oscar Rivas.....115
1990	Sean Rees162
1991	Sean Rees128
1992	Jeff Matranga121
1993	Marc Barcelo113
1994	Noah Peery105
1995	Kaipo Spenser.....112
1996	Jason Bond62
1997	Ryan Mills.....103
1998	Ryan Mills.....140
1999	Will Waldrip103
2000	Jon Switzer.....121
2001	Jon Switzer.....128
2002	Mike Esposito93
2003	Beau Vaughan105
2004	Jason Urquidez94
2005	Erik Averill99
2006	Tony Barnette.....70
2007	Josh Satow.....119
2008	Mike Leake104
2009	Mike Leake.....162
2010	Seth Blair.....108
2011	Kramer Champlin95



YEAR-BY-YEAR RESULTS

Year	Coach	Season		Conference				CWS
		W	L	Pct.	W	L	Pct. Finish*Rank#	
1959	Bobby Winkles	28	18	.606 [^]	—	—	— UR	DNP
1960	Bobby Winkles	32	13	.711	—	—	— 7	DNP
1961	Bobby Winkles	36	13	.735	—	—	— 13	DNP
1962	Bobby Winkles	27	18	.600	—	—	— 26	DNP
1963	Bobby Winkles	34	13	.723	7	5	.583 2W 20	DNP
1964	Bobby Winkles	44	7	.863	11	1	.917 1W 5	6
1965	Bobby Winkles	54	8	.871	9	3	.750 1W 1	1
1966	Bobby Winkles	41	11	.788	7	5	.583 2W 17	DNP
1967	Bobby Winkles	53	12	.815	7	5	.583 1W 1	1
1968	Bobby Winkles	39	14	.736	6	6	.500 2W 17	DNP
1969	Bobby Winkles	56	11	.836	15	3	.833 1W 1	1
1970	Bobby Winkles	30	22	.577	9	9	.500 2W UR	DNP
1971	Bobby Winkles	50	13	.794	15	3	.833 1W 18	DNP
1972	Jim Brock	64	6	.914	18	0	1.000 1W 2	2
1973	Jim Brock	59	8	.881	16	1	.941 1W 2	2
1974	Jim Brock	39	24	.619	12	6	.667 2W 19	DNP
1975	Jim Brock	61	13	.824	16	2	.889 1W 3	3
1976	Jim Brock	65	10	.867	17	1	.944 1W 3	3
1977	Jim Brock	57	12	.826	15	3	.833 1W 1	1
1978	Jim Brock	56	12	.824	15	3	.833 1W 2	2
1979	Jim Brock	32	31	.508	8	22	.267 6P UR	DNP
1980	Jim Brock	38	25	.602 [^]	15	15	.500 3P UR	DNP
1981	Jim Brock	55	13	.809	26	4	.867 1P 1-1	1
1982	Jim Brock	57	16	.781	23	5	.821 1P 9-3	DNP
1983	Jim Brock	44	24	.647	17	13	.567 2P 3	3
1984	Jim Brock	55	20	.733	23	7	.767 1P 4	4
1985	Jim Brock	31	35	.469	15	15	.500 4P UR	DNP
1986	Jim Brock	34	28	.548	11	19	.367 5P UR	DNP
1987	Jim Brock	40	27	.597	16	14	.533 2P 8	7
1988	Jim Brock	60	13	.822	21	9	.700 1P 2-2	2
1989	Jim Brock	42	19	.686	19	11	.633 2P 11	DNP
1990	Jim Brock	52	16	.765	20	10	.667 2P 5	DNP
1991	Jim Brock	35	27	.565	12	18	.400 5P UR	DNP
1992	Jim Brock	32	24	.571	14	16	.467 3P UR	DNP
1993	Jim Brock	46	20	.697	19	11	.633 1P 0	7
1994	Jim Brock	45	18	.714	20	10	.667 2P 4	3
1995	Pat Murphy	34	21	.618	13	17	.433 4P UR	DNP
1996	Pat Murphy	35	21	.625	14	16	.467 4P 25	DNP
1997	Pat Murphy	39	22	.639	16	14	.533 4P 11	DNP
1998	Pat Murphy	41	23	.641	18	11	.621 3P 2	2
1999	Pat Murphy	39	21	.650	12	12	.500 5P 30	DNP
2000	Pat Murphy	44	15	.746	17	7	.708 T-1P 12	DNP
2001	Pat Murphy	37	19	.647 [^]	14	10	.583 T-3P 22	DNP
2002	Pat Murphy	37	21	.638	15	9	.625 3P 19	DNP
2003	Pat Murphy	54	14	.794	16	8	.667 2P 7	DNP
2004	Pat Murphy	41	18	.695	13	11	.542 T-4P 20	DNP
2005	Pat Murphy	42	25	.627	15	9	.625 3P 3	3
2006	Pat Murphy	37	21	.638	14	10	.583 2P 23	DNP
2007	**Pat Murphy	5	15	.250	2	5	.286 1P** 4	4**
2008	Pat Murphy	49	13	.790	16	8	.667 1P 9	DNP
2009	Pat Murphy	51	14	.785	21	6	.778 1P 3	3
2010	Tim Esmay	52	10	.839	20	7	.741 1P 4	7
2011	Tim Esmay	43	18	.705	17	10	.630 2P 11	DNP
Total	53 years	2,303	925	.713 [^]	727	425	.631 — —	—

11 WAC championships, 9** Pac-10 championships, 21** CWS appearances, 5 NCAA titles
 Ranking is highest out of national polls, * W-WAC P-Pac-10, ^ Includes ties
 # Final collegiate baseball poll listed from 1959 to 1980 (1960 is AP poll)

** - 44 victories later vacated due to NCAA sanctions. Actual on-field record was 49-15, 19-5 in Pac-10 play. NCAA tournament and College World Series appearance also vacated in 2007. Actual on-field overall record is 2,348-926-1, actual on-field Pac-10 record is 744-425.

HEAD COACHES

BOBBY WINKLES

1959-1971

OVERALL: 524-173-1 (.751)

WAC: 79-40 (.664)

3 National Titles

4 College World Series Appearances

5 WAC Titles

JIM BROCK

1972-1994

OVERALL: 1,099-441-1 (.713)

WAC: 109-16 (.872)

PAC-10: 279-199 (.584)

2 National Titles

13 College World Series Appearances

6 WAC Titles

5 Pac-10 Titles

PAT MURPHY**

1995-2009

OVERALL: 585-283-1 (.673)

PAC-10: 216-153 (.585)

3 College World Series Appearances

3 Pac-10 Titles

** - 44 victories, Pac-10 title and CWS appearance in 2007 vacated due to NCAA Sanctions

TIM ESMAY

2010-Present

OVERALL: 95-28 (.772)

PAC-10: 37-17 (.685)

1 College World Series Appearance

1 Pac-10 Title



JOIN THE CLUB

.400 CLUB (19 MEMBERS)

Paul Lo Duca, 1993	.446
Mark Ernster, 1999	.439
Roger Schmuck, 1971	.434
Hubie Brooks, 1978	.432
Mike Sodders, 1981	.424
Dan McKinley, 1997	.423
Chris Bando, 1978	.415
Willie Bloomquist, 1998	.414
Bob Horner, 1978	.412
Casey Myers, 2000	.412
Brett Wallace, 2008	.410
Kevin Romine, 1981	.410
Kevin Romine, 1982	.406
Ken Landreaux, 1976	.406
Oddibe McDowell, 1984	.405
Brett Wallace, 2007	.404
Dustin Pedroia, 2003	.404
Andrew Beinbrink, 1999	.402
Eric Sogard, 2007	.400

90 RBI CLUB (10 MEMBERS)

Chris Bando, 1978	102
Bob Horner, 1978	100
Mike Sodders, 1981	100
Casey Myers, 2000	97
Jeff Larish, 2003	95
Ken Landreaux, 1976	93
Mitch Jones, 2000	92
Dan Rumsey, 1988	91
Alvin Davis, 1982	91
Alan Bannister, 1972	90

20 HOME RUN CLUB (13 MEMBERS)

Mitch Jones, 2000	27
Bob Horner, 1978	25
Jeff Larish, 2005	23
Barry Bonds, 1985	23
Oddibe McDowell, 1984	23
Brett Wallace, 2008	22
Bob Horner, 1977	22
Mike Sodders, 1981	22
Scott Shores, 1994	21
Mike Kelly, 1990	21
Tony Mattia, 1987	21
Tim Spehr, 1988	20
Jerry Maddox, 1975	20

100 HITS CLUB (25 MEMBERS)

Paul LoDuca, 1993	129
Hubie Brooks, 1978	126
Kevin Romine, 1982	121
Dustin Pedroia, 2003	120
Ken Landreaux, 1976	119
Oddibe McDowell, 1984	117
Mike Sodders, 1981	114

Dan McKinley, 1997	113
Travis Buck, 2005	110
Willie Bloomquist, 1998	109
Fernando Viña, 1990	108
Kevin Higgins, 1988	108
Brett Wallace, 2007	107
Chris Bando, 1978	107
Bob Pate, 1976	106
Jacob Cruz, 1994	105
Antone Williamson, 1993	104
Anthony Manahan, 1990	104
Steve Willis, 1988	104
Kevin Romine, 1981	102
Bob Horner, 1977	102
Alan Bannister, 1972	101
Eric Sogard, 2007	100
Willie Bloomquist, 1999	100
Mike Colbern, 1976	100

15 WIN CLUB

(WOOD BAT ERA- 6 MEMBERS)

Larry Gura, 1969	19
Gary Gentry, 1967	17
Tom Burgess, 1967	16
Craig Swan, 1972	16
Jim Otten, 1973	15
Eddie Bane, 1973	15

12 WIN CLUB

(ALUMINUM BAT ERA- 24 MEMBERS)

Floyd Bannister, 1976	19
Kendall Carter, 1981	19
Linty Ingram, 1988	17
Mike Leake, 2009	16
Todd Douma, 1990	16
Floyd Bannister, 1975	15
Don Hanna, 1976	15
Greg Cochran, 1975	14
Mike Leake, 2007	13
Josh Satow, 2007	13
Ken Jones, 1978	13
Mike Hogan, 1982	13
Mike Thorpe, 1984	13
Sean Rees, 1990	13
Andy Torres, 2001	13
Tommy Rafferty, 2008	12
Jerry Vasquez, 1977	12
Kendall Carter, 1983	12
Mike Schwabe, 1987	12
Rusty Kilgo, 1988	12
Dave Alexander, 1989	12
Marc Barcelo, 1993	12
Jason Urquidez, 2004	12
Seth Blair, 2010	12

200 STRIKEOUT CLUB (4 MEMBERS)

Gary Gentry, 1967	229
Floyd Bannister, 1975	217
Floyd Bannister, 1976	213
Eddie Bane, 1972	213

125 STRIKEOUT CLUB

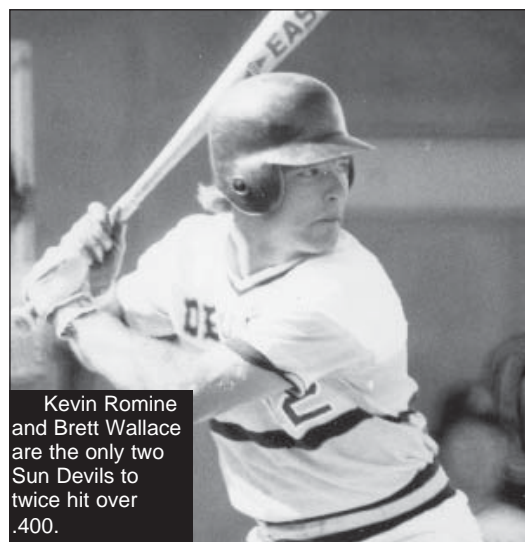
(WOOD BAT ERA- 12 MEMBERS)

Gary Gentry, 1967	229
Eddie Bane, 1972	213
Larry Gura, 1969	196
Eddie Bane, 1973	192
Tom Burgess, 1967	180
Jeff Pentland, 1967	179
Skip Hancock, 1964	177
Sterling Slaughter, 1963	154
Craig Swan, 1972	154
Jim Otten, 1973	153
Jim Crawford, 1972	145
Eddie Bane, 1971	130

125 STRIKEOUT CLUB

(ALUMINUM BAT ERA- 10 MEMBERS)

Floyd Bannister, 1975	217
Floyd Bannister, 1976	213
Mike Leake, 2009	162
Sean Rees, 1990	162
Greg Cochran, 1975	160
Linty Ingram, 1988	153
Ryan Mills, 1998	140
Sean Rees, 1991	128
Jon Switzer, 2001	128
Josh Spence, 2009	125



Kevin Romine and Brett Wallace are the only two Sun Devils to twice hit over .400.



TEAM RECORDS

SINGLE-GAME HITTING RECORDS

Most Triples

6 - 3-9-63 vs. Utah State
6 - 2-20-10 vs. Northern Illinois

Most Home Runs

7 - 3-4-00 vs. Arizona
6 - 5-4-08 at UCLA
6 - 3-17-07 vs. Maine
6 - 4-20-82 vs. Stanford
6 - 4-19-75 vs. Arizona

Most Total Bases

57 - 3-13-05 vs. Western Illinois
(35 hits, 7 2B, 5 HR)
54 - 3-4-00 vs. Arizona
(27 hits, 6 2B, 7 HR)
51 - 3-6-80 vs. Stanford
(25 hits, 7 2B, 1 3B, 5 HR)

Most RBI

34 - 4-6-74 vs. UTEP
32 - 3-6-80 vs. Stanford
31 - 3-4-00 vs. Arizona

Most Walks (Batting)

18 - 4-7-59 vs. Williams Field
(5 inn.)
17 - 2-19-76 vs. CSU-Dom. Hills
(7 inn.)

Longest By Innings

18 - 2-23-90 vs. UCLA (W, 6-5)
17 - 4-21-11 at Cal (W, 6-4)

Most At Bats

62 - 2-23-90 vs. UCLA
61 - 3-13-05 vs. Western Illinois
60 - 5-5-68 vs. Arizona

Most Runs

36 - 4-6-74 vs. UTEP
34 - 3-6-80 vs. Stanford
32 - 3-4-00 vs. Arizona

Most Runs, One Inning

15 - 3-13-05 vs. Western Illinois
15 - 3-6-80 vs. Stanford

Most Hits

35 - 3-13-05 vs. Western Illinois
31 - 5-29-88 vs. UNLV
31 - 4-6-74 vs. UTEP
30 - 4-18-97 vs. California

Most Hits, One Inning

16 - 3-13-05 vs. Western Illinois
12 - 4-18-97 vs. California
11 - 5-29-88 vs. UNLV

Most Consecutive Hits

8 - 3-4-06 vs. Auburn
8 - 4-18-97 vs. California
8 - 3-3-72 vs. San Fernando State

Most Doubles

10 - 4-6-74 vs. UTEP
10 - 3-21-99 vs. Boston College

Most Strikeouts (Batting)

17 - 2-25-94 vs. Stanford
17 - 4-29-66 vs. New Mexico

Most Stolen Bases

10 - 2-01-01 vs. Southern Utah
9 - 4-27-82 vs. Grand Canyon
9 - 2-28-99 vs. Arizona

Most Errors

10 - 4-5-85 vs. Arizona
9 - 2-28-69 vs. Chapman
9 - 4-15-73 vs. Wisconsin
9 - 4-17-62 vs. USC
9 - 3-3-80 vs. California

Most Errors by Opponents

10 - 5-27-72 by BYU
10 - 4-9-59 by Northern Arizona

Most Double Plays (turned)

5 - 3-30-08 vs. USC
5 - 5-7-99 vs. Washington
5 - 2-24-89 vs. UCLA
5 - 2-15-85 vs. Grand Canyon
5 - 4-25-10 vs. Washington

Largest Winning Margin

32 - 3-6-80 (ASU 34, Stanford 2)
30 - 5-5-72 (ASU 30, UTEP 0)
29 - 3-4-00 (ASU 32, Arizona 3)
26 - 5-6-77 (ASU 27, UTEP 1)
26 - 2-19-76
(ASU 26, CS-Dom. Hills 0)
26 - 4-6-74 (ASU 36, UTEP 10)
26 - 1-28-00 (ASU 30, FAU 4)
25 - 4-27-03 (ASU 25, WSU 0)
25 - 3-27-99 (ASU 25, Cal 0)

Largest Losing Margin

23 - 4-26-86 (California 29, ASU 6)
21 - 3-28-83 (Stanford 23, ASU 2)

Most Strikeouts (Pitching)

22 - 3-18-63 vs. Colorado St.
21 - 4-1-72 vs. LaVerne (14 inn.)
21 - 2-2-01 vs. Southern Utah

Most Walks (Pitching)

15 - 2-11-06 vs. Oregon State
15 - 2-17-91 vs. Texas
15 - 4-16-87 vs. UCLA
14 - 5-5-62 vs. Arizona
14 - 4-27-61 vs. SD Marines

Most Runs Allowed

29 - 4-26-86 vs. California
23 - 3-28-83 vs. Stanford
22 - 5-18-86 vs. Arizona
22 - 5-10-80 vs. Arizona
21 - 6-6-98 vs. USC
21 - 2-9-91 vs. Florida State
20 - 3-13-05 vs. LSU
20 - 3-20-04 vs. California

Most Runs Allowed, One Inning

13 - 2-22-97 vs. UCLA (8th)
13 - 3-20-04 vs. California (5th)
12 - 5-18-86 vs. Arizona
11 - 3-4-94 vs. Minnesota
11 - 3-24-91 vs. Arizona

Most Hits Allowed

31 - 4-26-86 vs. California
25 - 5-18-86 vs. Arizona
24 - 5-10-80 vs. Arizona
23 - 6-6-98 vs. USC
23 - 3-4-79 vs. UCLA
22 - 2-21-92 vs. Texas
21 - 5-26-78 vs. UNLV
21 - 2-29-92 vs. Stanford

Most Hits Allowed, One Inning

11 - 3-4-94 vs. Minnesota
11 - 3-24-91 vs. Arizona
11 - 5-18-86 vs. Arizona
10 - 5-10-80 vs. Arizona
10 - 3-29-87 vs. Stanford

Most Pickoffs

3 - 4-23-89 vs. California
3 - 4-14-79 vs. Stanford

SINGLE-SEASON SCHOOL RECORDS

Most Games

75 - 1984
75 - 1976
74 - 1975
73 - 1988
73 - 1982

Most Victories

65 - 1976
64 - 1972
61 - 1975
60 - 1988

Most Losses

35 - 1985
32 - 1979
28 - 1986
27 - 1991
27 - 1987

Longest Win Streak

32 - 1972
24 - 2010
23 - 1990
23 - 1988
22 - 1973

Longest Losing Streak

6 - 5 times last time in 1998

Longest Home Winning Streak

33 - 1976-77
31 - 1977-78
29 - 1973
28 - 1972
28 - 2009-10



SINGLE-SEASON HITTING
RECORDS
WOOD BAT ERA 1959-1973
ALUMINUM BAT ERA
1974-PRESENT

Consecutive Games Scoring
506 - 4/7/95-2/15/04
(NCAA Record)

Most Grand Slams
14 - 2003 (NCAA Record)

Most HBP
115 - 2000

Most Walks
482 - 1982
427 - 1981
406 - 2003
404 - 1975

Most Stolen Bases
163 - 1982
162 - 1981
136 - 2010
135 - 1984
130 - 1999
120 - 1998

Most Errors
149 - 1980
142 - 1984
135 - 1985

Single-Season At Bats
(Wood Bat Era)
2,443 - 1972
2,428 - 1973
2,186 - 1971

Single-Season At Bats
(Aluminum Bat Era)
2,693 - 1976
2,663 - 1984
2,648 - 1988

Single-Season Walks
(Wood Bat Era)
342 - 1962
341 - 1965
335 - 1972

Single-Season Walks
(Aluminum Bat Era)
482 - 1982
427 - 1981
406 - 2003

Single-Season Runs
(Wood Bat Era)
566 - 1973
563 - 1972
483 - 1965

Single-Season Runs
(Aluminum Bat Era)
694 - 1976
694 - 1981
682 - 2003

Single-Season Hits
(Wood Bat Era)
808 - 1973
782 - 1972
701 - 1971

Single-Season Hits
(Aluminum Bat Era)
927 - 1976
873 - 1984
870 - 1988

Single-Season Doubles
(Wood Bat Era)
135 - 1973
122 - 1972
101 - 1967

Single-Season Doubles
(Aluminum Bat Era)
185 - 1988
181 - 1976
172 - 1993

Single-Season Home Runs
(Wood Bat Era)
52 - 1966
50 - 1967
49 - 1960

Single-Season Home Runs
(Aluminum Bat Era)
110 - 1981
108 - 1984
108 - 1985

Single-Season RBI
(Wood Bat Era)
1973 - 491
1972 - 489
1965 - 419

Single-Season RBI
(Aluminum Bat Era)
1981 - 640
2003 - 630
1978 - 625

Single-Season Batting Average
(Wood Bat Era)
1973 - .333
1971 - .321
1972 - .320

Single-Season Batting Average
(Aluminum Bat Era)
1999 - .356
1981 - .356
1977 - .347

Single-Season Slugging
Percentage (Aluminum Bat Era)
1981 - .583
1978 - .565
2000 - .561

SINGLE-SEASON PITCHING
RECORDS

Most Consecutive
Scoreless Innings
64 - 1972 (7 SO)
36 - 1969 (3 SO)
35 - 1965 (3 SO)

Single-Season ERA
(Wood Bat Era)
1.76 - 1972
2.03 - 1967
2.32 - 1964

Single-Season ERA
(Aluminum Bat Era)
2.35 - 1975
2.90 - 2009
3.22 - 2011

Single-Season Strikeouts
(Wood Bat Era)
732 - 1972
687 - 1967
645 - 1973

Single-Season Strikeouts
(Aluminum Bat Era)
675 - 1975
608 - 2009
586 - 1998

Most Single-Season Hits
Allowed
(Wood Bat Era)
484 - 1973
469 - 1971
435 - 1967
435 - 1969

Most Single-Season Hits
Allowed
(Aluminum Bat Era)
758 - 1985
671 - 1984
658 - 1981

Most Single-Season Walks
(Wood Bat Era)
267 - 1965
253 - 1969
247 - 1970

Most Single-Season Walks
(Aluminum Bat Era)
366 - 1979
360 - 1991
344 - 1980

Most Single-Season Runs
Allowed (Wood Bat Era)
235 - 1961
215 - 1973
211 - 1971

Most Single-Season Runs
Allowed (Aluminum Bat Era)
516 - 1985
466 - 1986
434 - 1991

Single-Season Saves
(Wood Bat Era)
27 - 1966
20 - 1971

Single-Season Saves
(Aluminum Bat Era)
23 - 2010
22 - 1990

Single-Season Complete
Games
(Wood Bat Era)
43 - 1972
17 - 1968

Single-Season Complete
Games
(Aluminum Bat Era)
22 - 1988
17 - 1990

Single-Season Shutouts
(Wood Bat Era)
24 - 1972
17 - 1968
16 - 1969

Single-Season Shutouts
(Aluminum Bat Era)
11 - 1976
10 - 2003
9 - 1974
9 - 1975



INDIVIDUAL RECORDS

SINGLE-GAME HITTING RECORDS

Most At Bats

9 - Fernando Vina, 2-23-90 vs. UCLA

Most Hits

7 - Jerry Mantlo, 3-6-72 vs. Mich. (7-for-7)
6 - Mark Ernster, 2-20-99 vs. BYU (6-for-6)
6 - Dan McKinley, 5-12-96 vs. UA (6-for-7)
6 - A. Manahan, 3-29-89 vs. Harvard (6-for-7)
6 - M. Colbern, 4-6-84 vs. UTEP (6-for-7)
6 - Hubie Brooks, 4-20-78 vs. UA (6-for-6)
6 - Nick Walsh, 4-27-03 vs. WSU (6-for-6)

Most Runs

6 - Kiel Roling, 3-17-07 vs. Maine
6 - Andrew Beinbrink, 2-20-99 vs. BYU
6 - Mikel Moreno, 5-13-96 vs. Arizona
6 - Mike Colbern, 4-6-74 vs. UTEP

Most Doubles

4 - Mike Devereaux, 1-31-85 vs. UCSB
4 - Gary Atwell, 4-23-71 vs. UTEP
4 - Jeff Larish, 5-25-03 vs. Arizona
4 - Travis Buck, 2-28-04 vs. UConn

Most Triples

3 - Ed Irvine, 2-19-79 vs. UC Riverside
3 - Tom Sain, 4-14-73 vs. UTEP
3 - Alan Schmelz, 3-9-63 vs. Utah St.

Most Home Runs

3 - Joey DeMichele, 5-1-11 vs. Stanford
3 - Jeff Larish, 6-21-05 vs. Nebraska (CWS)
3 - Jeremy West, 4-27-03 vs. Wash. State
3 - Jim Austin, 3-12-91 vs. Grand Canyon
3 - Mike Kelly, 3-5-90/4-27-90 vs. Stanford
3 - Ted Dyson, 2-24-86 vs. CS-Northridge
3 - Todd Brown, 4-14-85 vs. USC
3 - Oddibe McDowell, 5-5-84 vs. Stanford
3 - Bump Wills, 3-20-74 vs. CS-Fullerton
3 - Dave Graybill, 3-25-55 vs. Wyoming

Hit By Pitch

4 - Rick Peters, 5-28-77 vs. Wash. State

Most Total Bases

16 - Todd Brown, 4-14-85 vs. USC (5-5, 2 2B, 3 HR)
14 - Jeremy West, 4-27-03 vs. Wash. State (5-7, 3 HR, 9 RBI)
14 - Oddibe McDowell, 5-5-84 vs. Stanford (4-4, 1 2B, 3 HR)

Most RBI

9 - Jeremy West, 4-27-03 vs. Wash. State
9 - Jeff Larish, 1-26-03 vs. San Diego St.

9 - Tommy Adams, 5-2-90 vs. UNLV
8 - Kiel Roling, 3-17-07 vs. Maine
8 - Jeremy West, 5-15-02 vs. Portland
8 - Andrew Beinbrink, 3-20-99 vs. BC
8 - Scott Shores, 2-9-94 vs. Southern Utah
8 - Mike Soddors, 2-21-81 vs. New Mexico
8 - Chris Bando, 5-6-78 vs. UTEP
8 - Clay Westlake, 4-28-73 vs. GCU
8 - Alan Bannister, 3-3-72 vs. CS-Northridge

Most Stolen Bases

4 - Drew Maggi, 4-10-10 at Wash. State
4 - Willie Bloomquist, 3-14-98 vs. USC
4 - Willie Bloomquist, 2-28-99 vs. Arizona
4 - John Finn, 2-23-87 vs. LMU
4 - Gary Atwell, 3-28-73 vs. Massachusetts
4 - Lenny Randle, 3-26-69 vs. Cal Poly
4 - Mel Stocker, 2-1-01 vs. Southern Utah

Most Walks

5 - Kole Calhoun, 6-12-10 vs. Arkansas
5 - Alvin Davis, 4-8-82 vs. USC
5 - Fred Nelson, 3-30-67 vs. Oklahoma

Most Strikeouts

4 - several times, last by Zack MacPhee vs. Arkansas (6-12-10)

Most Errors

4 - Rick Morris, 3-15-85 vs. UCLA
4 - Jerry Maddox, 2-15-63 vs. Wisconsin
4 - Ben Ruiz, 4-3-59 vs. Wisconsin

SINGLE-GAME PITCHING RECORDS

Most Innings Pitched

15 - Gary Gentry, 5-22-67 vs. Arizona
14 - Eddie Bane, 4-1-72 vs. LaVerne
14 - Gary Gentry, 6-17-67 vs. Stanford

Most Strikeouts

22 - Sterling Slaughter, 3-18-63 vs. CSU
21 - Eddie Bane, 4-1-72 vs. LaVerne (14 inn.)
20 - Jim Otten, 5-23-73 vs. BYU

Most Runs Allowed

10 - 9 times, last by Mike Leake, 5-11-07 vs. UCLA (5.1 ip)

Most Hits Allowed

16 - Don Hanna, 3-9-76 vs. LaVerne (9 ip)
16 - Joe Arnold, 3-1-68 vs. LA State (8.2 ip)
16 - Ron Lea, 5-1-65 vs. New Mexico (8 ip)

Most Consecutive Strikeouts

9 - Jim Otten, 5-23-73 vs. BYU
8 - Beau Vaughan, 1-17-03 vs. Hawaii-Hilo

8 - Eddie Bane, 3-2-73 vs. CSUN

Most Walks

13 - Jim Crawford, 4-4-70 vs. Wisc. (9 ip)
12 - Ken Hansen, 3-7-70 vs. CSUN (8.2 ip)
11 - Ken Hansen, 4-12-69 vs. UA (8.2 ip)
10 - S. Hancock, 6-1-64 vs. Air Force (8.2 ip)
10 - John Miller, 4-9-60 vs. SD Marines (9 ip)

SINGLE-SEASON HITTING RECORDS

Single Season Batting Average (Wood Bat Era)

.434 - Roger Schmuck, 1971
.382 - Clay Westlake, 1973
.380 - Alan Bannister, 1972

Single-Season Batting Average (Aluminum Bat Era)

.446 - Paul Lo Duca, 1993
.439 - Mark Ernster, 1999
.432 - Hubie Brooks, 1978

Single-Season Hits (Wood Bat Era)

101 - Alan Bannister, 1972
98 - Roger Schmuck, 1971
97 - Ken Reed, 1972
97 - Alan Bannister, 1971

Single-Season Hits (Aluminum Bat Era)

129 - Paul Lo Duca, 1993
126 - Hubie Brooks, 1978
121 - Kevin Romine, 1982

Single-Season Doubles (Wood Bat Era)

20 - Dennis Kendrick, 1973
20 - Alan Bannister, 1971
20 - Paul Ray Powell, 1969

Single-Season Doubles (Aluminum Bat Era)

34 - Dustin Pedroia, 2003
30 - Chris Bando, 1978
29 - Antone Williamson, 1993
29 - Steve Willis, 1988

Single-Season Triples (Wood Bat Era)

13 - Alan Bannister, 1971

Single-Season Triples (Aluminum Bat Era)

14 - Zack MacPhee, 2010



Single-Season Home Runs (Wood Bat Era)

15 - Reggie Jackson, 1966
13 - Alan Bannister, 1972
12 - Roger Schmuck, 1971

Single-Season Home Runs (Aluminum Bat Era)

27 - Mitch Jones, 2000
25 - Bob Horner, 1978
23 - Jeff Larish, 2005
23 - Barry Bonds, 1985
23 - Oddibe McDowell, 1984

Single-Season RBI (Wood Bat Era)

90 - Alan Bannister, 1972
80 - Roger Schmuck, 1971
73 - Paul Ray Powell, 1969

Single-Season RBI (Aluminum Bat Era)

102 - Chris Bando, 1978
100 - Bob Horner, 1978
100 - Mike Soddors, 1981

Single-Season Runs Scored (Wood Bat Era)

93 - Mike Soddors, 1971
81 - Alan Bannister, 1972
73 - Paul Ray Powell, 1969

Single-Season Runs Scored (Aluminum Bat Era)

101 - Oddibe McDowell, 1984
101 - Steve McMichael, 1978
96 - Ken Landreaux, 1976

Single-Season Walks (Wood Bat Era)

56 - Scott Reid, 1967
51 - Rick Monday, 1965
48 - Rick Valley, 1971

Single-Season Walks (Aluminum Bat Era)

87 - Alvin Davis, 1982
78 - Jeff Larish, 2003
71 - Doug Newstrom, 1993

Most Stolen Bases

59 - Kevin Romine, 1982
49 - Ricky Peters, 1977
36 - Oddibe McDowell, 1984
36 - Oddibe McDowell, 1983
36 - Drew Maggi, 2010

Longest Hitting Streak

45 - Roger Schmuck, 1971
37 - Paul LoDuca, 1993

36 - Hubie Brooks, 1978

30 - Jacob Cruz, 1994

26 - Riccio Torrez, 2010

25 - Bump Wills, 1972

Most Consecutive Hits

9 - Mike Pagel, 1982
9 - Hubie Brooks, 1978
8 - Mark Ernster, 1999
8 - Jerry Mantlo, 1972
8 - Paul Ray Powell, 1969
8 - Duffy Dyer, 1966
8 - Richy Leon, 1995
7 - last by Andre Ethier, 2003

Best Batting Average (Early Era)

.571 - Pete Brown, 1921
.518 - Nick Johnson, 1948
.511 - Pete Brown, 1922
.505 - Cedric Austin, 1922

Most Hit-by-Pitches

29 - Jonah Martin, 2000

Best Slugging Percentage (Aluminum Bat Era)

.819 - Bob Horner, 1978
.787 - Mitch Jones, 2000
.762 - Mike Soddors, 1981
.761 - O. McDowell, 1984
.753 - Brett Wallace, 2008

Most Grand Slam Home Runs

4 - Jeff Larish, 2003
3 - Jeremy West, 2003
3 - Steve Garrabrants, 2003
3 - Dave Hudgens, 1977

Most Consecutive Stolen Bases

22 - Sean Tyler, 1994

Most Assists by Outfielder

12 - Ricky Candelari, 1988

SINGLE-SEASON PITCHING RECORDS

Most Appearances

39 - Mitchell Lambson, 2010
39 - Noah Peery, 1994
38 - Brett Bordes, 2005
36 - Chuck Crumpton, 1998
35 - Tommy Rafferty, 2008
35 - Ryan Bradley, 1997
34 - Ryan Bradley, 1996
34 - Kevin Dukes, 1981
33 - Dave Graybill, 1984
32 - Trevor Williams, 2011
32 - Mitchell Lambson, 2009
32 - Brady Martinez, 2006

Most Innings Pitched

186.0 - Floyd Bannister, 1976
181.1 - Linty Ingram, 1988
175.0 - Gary Gentry, 1967
169.0 - Larry Gura, 1969

Consecutive Scoreless IP

43 - Eddie Bane, 1972
38 - Eddie Bane, 1972
33 - Craig Swan, 1972
31 - Pete Lovich, 1962
29 - Lerrin LaGrow, 1969

Single-Season ERA (Wood Bat Era)

0.99 - Eddie Bane, 1972
1.01 - Larry Gura, 1969
1.14 - Gary Gentry, 1967

Single-Season ERA (Aluminum Bat Era)

1.45 - Floyd Bannister, 1976
1.53 - Ryan Schroyer, 2003
1.66 - Floyd Bannister, 1975

Single-Season Pitching Wins (Wood Bat Era)

19 - Larry Gura, 1969
17 - Gary Gentry, 1967
16 - Tom Burgess, 1967
16 - Craig Swan, 1972

Single-Season Pitching Wins (Aluminum Bat Era)

19 - Floyd Bannister, 1976
19 - Kendall Carter, 1981
17 - Linty Ingram, 1988

Single-Season Strikeouts (Wood Bat Era)

229 - Gary Gentry, 1967
213 - Eddie Bane, 1972
196 - Larry Gura, 1969

Single-Season Strikeouts (Aluminum Bat Era)

217 - Floyd Bannister, 1975
213 - Floyd Bannister, 1976
162 - Mike Leake, 2009
162 - Sean Rees, 1990

Single-Season Walks (Wood Bat Era)

82 - Ken Hansen, 1969
79 - Ken Hansen, 1970
73 - Tom Burgess, 1967

Single-Season Walks (Aluminum Bat Era)

85 - Sean Lowe, 1992
78 - Kevin Dukes, 1980
74 - Don Hanna, 1976

Single-Season Walks (Aluminum Bat Era)

85 - Sean Lowe, 1992
78 - Kevin Dukes, 1980
74 - Don Hanna, 1976

Single-Season Shutouts (Wood Bat Era)

7 - Eddie Bane, 1972
7 - Jim Crawford, 1972
6 - Gary Gentry, 1967

Single-Season Shutouts (Aluminum Bat Era)

4 - Floyd Bannister, 1976
3 - John Poloni, 1974
3 - John Poloni, 1975
3 - Sean Rees, 1990
3 - Will Waldrip, 1999

Single-Season Complete Games (Wood Bat Era)

15 - Larry Gura, 1969
13 - Eddie Bane, 1973
13 - Gary Gentry, 1967

Single-Season Complete Games (Aluminum Bat Era)

17 - Floyd Bannister, 1976
13 - Linty Ingram, 1988
11 - Floyd Bannister, 1975

Most Runs Allowed (Wood Bat Era)

53 - Jim Crawford, 1970
50 - Ron Lea, 1965
49 - Jeff Pentland, 1967

Most Runs Allowed (Aluminum Bat Era)

95 - Linty Ingram, 1988
89 - Kurt Dempster, 1986
82 - Jeff Matranga, 1992

Single-Season Saves

14 - Jordan Swagerty, 2010
12 - Doug Nurnberg, 1965
12 - Kevin Dukes, 1981
11 - Jason Jarvis, 2007
11 - Dave Graybill, 1984
11 - Noah Peery, 1994



PITCHING SUPERLATIVES

PERFECT GAMES (1)

March 2, 1973 Eddie Bane vs. Cal St.-Northridge (ASU 9-0)

NO-HITTERS (7)

Feb. 2, 1993 Kevin Rawitzer vs. Southern Utah (ASU 7-0)
 March 19, 1988 Brian Dodd vs. Tennessee (ASU 9-0)
 March 16, 1976 Mitch Dean vs. Texas (ASU 6-0)
 March 30, 1970 Ken Hansen vs. Oklahoma (ASU 5-0)
 April 8, 1967 Jeff Pentland vs. Wyoming, 7 innings (ASU 1-0)
 May 11, 1962 Harley Anderson vs. New Mexico St. (ASU 3-0)
 March 23, 1961 Sam Cook vs. Utah St., 7 innings (ASU 7-0)

ONE-HITTERS (27)

May 20, 2007 Brian Flores at Oregon State (ASU 8-1)
 Jan. 24, 1999 Drew Friedberg vs. Hawaii-Hilo (ASU 10-0)
 Jan. 31, 1998 Colin Call, Robby Milner, Chuck Crumpton, Richy Leon vs. Hawaii-Hilo (ASU 5-1)
 April 10, 1996 Gabe Molina, Richy Leon, Kaipo Spenser, Ryan Bradley vs. Southern Utah (ASU 10-1)
 March 27, 1996 Jason Bond, Gabe Molina, Jason Verdugo, Richy Leon vs. Portland State (ASU 12-0)
 April 22, 1994 Billy Neal vs. California (ASU 11-1)
 March 19, 1994 Billy Neal vs. Michigan, 7 innings (ASU 8-1)
 March 16, 1994 Jason Ruskey vs. UNLV, 8 innings (ASU 6-0)
 Feb. 27, 1991 Gary Tatterson vs. Rice (ASU 10-0)
 Jan. 29, 1989 Brian Dodd vs. UC-Riverside, 7 innings (ASU 4-1)
 Feb. 1, 1986 Mike Thorpe vs. Cal Poly-Pomona, 7 innings (ASU 7-0)
 Feb. 11, 1984 Jose Rodiles vs. New Mexico (ASU 5-2)
 June 5, 1983 Doug Henry vs. Maine in CWS (ASU 7-0)
 April 9, 1983 Gilbert Villanueva, Jim Jefferson vs. Arizona (ASU 3-2)
 May 6, 1975 John Poloni, Jim Peterson, Rex Brewster, Tom Vander Meersche vs. NAU (ASU 6-1)
 April 12, 1975 Greg Cochran vs. UTEP, 7 innings (ASU 12-0)
 March 21, 1975 Floyd Bannister vs. USC (ASU 8-0)
 Feb. 22, 1975 John Poloni vs. UC-Irvine (ASU 8-0)
 March 7, 1970 Craig Swan vs. San Fernando St. (ASU 1-0)
 April 4, 1968 Ken Hansen vs. New Mexico (ASU 8-1)
 June 2, 1967 Tom Burgess vs. Air Force (ASU 6-0)
 May 14, 1965 John Pavlik vs. Arizona (ASU 6-0)
 April 16, 1965 Ron Lea vs. Wyoming (ASU 8-0)

March 18, 1963 Sterling Slaughter vs. Colorado St. (ASU 7-0)
 April 18, 1961 Mike Tatum vs. Cal St. (LA), 7 innings (ASU 6-0)
 March 14, 1961 Harley Anderson, Gary Graham vs. Grand Canyon, 7 innings (ASU 11-1)
 April 25, 1959 Joe Kostyk vs. San Diego, NTC (ASU 11-1)


TWO-HITTERS (31)

(complete games only)

Jan. 23, 1999 Will Waldrip vs. Hawaii-Hilo (ASU 3-0)
 Jan. 31, 1998 Jay Gehrke vs. Hawaii-Hilo, 7 innings (ASU 13-2)
 Feb. 17, 1995 Billy Neal vs. San Francisco (ASU 5-0)
 May 1, 1991 Doug Newstrom vs. UNLV (ASU 13-2)
 March 31, 1990 Sean Rees vs. Florida St. (ASU 9-0)
 April 20, 1987 Mike Schwabe vs. New Mexico St. (ASU 8-1)
 April 29, 1986 Royal Clayton vs. UNLV, 7 innings (ASU 7-2)
 March 16, 1978 Jerry Vasquez vs. Eastern Michigan (ASU 6-3)
 March 11, 1978 Floyd Bannister vs. Oklahoma St. (ASU 4-0)
 April 18, 1975 Floyd Bannister vs. Arizona (ASU 9-1)
 Feb. 22, 1975 Greg Cochran vs. UC-Irvine, 7 innings (ASU 5-1)
 June 14, 1972 Craig Swan vs. Temple (ASU 1-0)
 April 1, 1972 Jim Crawford vs. LaVerne, 7 innings (ASU 5-0)
 March 18, 1972 Jim Otten vs. Northern Colorado, 7 innings (ASU 4-0)
 March 9, 1972 Eddie Bane vs. Chapman (ASU 1-0)
 May 9, 1971 Eddie Bane vs. New Mexico (ASU 9-2)
 March 13, 1971 Craig Swan vs. Chapman (ASU 3-0)
 April 4, 1970 Ken Hansen vs. Wisconsin (ASU 1-0)
 April 25, 1969 Larry Gura vs. New Mexico (ASU 2-1)
 April 19, 1969 Ken Hansen vs. Texas-El Paso (ASU 11-0)
 March 26, 1969 Craig Swan vs. Cal Poly-SLO (ASU 5-0)
 March 23, 1968 Larry Gura vs. Michigan (ASU 4-0)
 March 19, 1968 Lerrin LaGrow vs. Southern Illinois (ASU 4-0)
 March 18, 1968 Larry Gura vs. Southern Illinois (ASU 8-0)
 April 15, 1967 Gary Gentry vs. Arizona (ASU 3-0)
 March 28, 1967 Gary Gentry vs. Oklahoma (ASU 1-0)
 March 18, 1967 Gary Gentry vs. Colorado State College (ASU 11-0)
 June 12, 1964 Skip Hancock vs. Mississippi (ASU 5-0)
 March 7, 1964 Skip Hancock vs. Cal St.-LA (ASU 5-0)
 March 17, 1962 Pete Lovrich vs. Cal St.-LA (ASU 4-1)
 March 27, 1961 Sterling Slaughter vs. Wyoming (ASU 7-0)



Erik Averill



Mike Esposito



Jon Switzer



PITCHING RECORDS

ALUMINUM BAT ERA (1974-PRESENT)

Single Season ERA	Single Season Strikeouts
Floyd Bannister, 1976 ... 1.45	Floyd Bannister, 1975 ... 217
Single Season Pitching Wins	Single Season Shutouts
Floyd Bannister, 1976 19	Floyd Bannister, 1976 4
Kendall Carter, 1981..... 19	Single Season Complete Games
	Floyd Bannister, 1976 17

EDDIE BANE'S PERFECT GAME

On March 2, 1973, Eddie Bane did something no other Sun Devil has ever done. Bane hurled a perfect game against Cal State Northridge, striking out 19 in the 9-0 victory.



Beau Vaughan



CAREER RECORDS

INDIVIDUAL HITTING

Most At-Bats

1. Clay Westlake, 1973-76 . . . 958
2. Gary Atwell, 1970-73. 934
3. Andrew Beinbrink, 1996-99. 863
4. Jeff Larish, 2002-05 849
5. Dan Rumsey, 1986-89 837
6. Casey Myers, 1998-2001 . . 815
7. Mikel Moreno, 1995-98 . . . 803
8. Dustin Pedroia, 2002-04 . . . 777
9. John Finn, 1986-89 764
10. Travis Buck, 2003-05 752

Most Runs

1. Andrew Beinbrink, 1996-99. 245
2. Mikel Moreno, 1995-98 . . . 236
3. Jeff Larish, 2002-05 229
4. Gary Atwell, 1970-73. 224
5. Willie Bloomquist, 1997-99 . 216
- Rick Peters, 1974-77. 216
7. Dustin Pedroia, 2002-04 . . . 212
- Ken Landreaux, 1974-76 . . . 212
9. Travis Buck, 2003-05 205
10. Bump Wills, 1971-74. 198
- Casey Myers, 1998-2001 . . 198

Most Hits

1. Clay Westlake, 1973-76 . . . 322
2. Andrew Beinbrink, 1996-99. 318
3. Casey Myers, 1998-2001 . . 313
4. Dustin Pedroia, 2002-04 . . . 298
5. Gary Atwell, 1970-73. 286
6. Jeff Larish, 2002-05 283
7. Mikel Moreno, 1995-98 . . . 277
8. Travis Buck, 2003-05 272
9. Antone Williamson, 1992-94 . 264
10. Bob Horner, 1976-78. 262

Most Doubles

1. Clay Westlake, 1973-76 . . . 88
2. Andrew Beinbrink, 1996-99. . 75
3. Dustin Pedroia, 2002-04 . . . 71
4. Antone Williamson, 1992-94. 70
5. Ike Davis, 2006-08 69
6. Casey Myers, 1998-2000 . . . 64
7. Dan Rumsey, 1986-89 58
8. Jeff Phelps, 1998-2001. 57
- Jeff Larish, 2002-05 57
10. Mikel Moreno, 1995-98 . . . 56

Most Triples

1. Alan Bannister, 1970-72 . . . 26
- Ed Irvine, 1977-79. 26
3. Willie Bloomquist, 1997-99 . 22
4. Rick Peters, 1974-77. 20
- Bump Wills, 1971-74. 20

Most Home Runs

1. Bob Horner, 1976-78. 56
2. Jeff Larish, 2002-05 51
3. Mike Kelly, 1989-91. 46
4. Barry Bonds, 1983-85 45
- Brett Wallace, 2006-08 45
6. Dan Rumsey, 1986-89 44
7. Andrew Beinbrink, 1996-99. . 40
8. Casey Myers, 1998-2001 . . . 39
9. Mitch Jones, 1999-2000 . . . 38
10. Jeremy West, 2001-03 36
- Ted Dyson, 1983-87 36
- Mike Soddors, 1980-81. 36

Most Total Bases

1. Andrew Beinbrink, 1996-99 . . 547
2. Clay Westlake, 1973-76 . . . 505
- Jeff Larish, 2002-05 505
4. Casey Myers, 1998-2001 . . 494
5. Bob Horner, 1976-78. 492
6. Dan Rumsey, 1986-89 469
7. Brett Wallace, 2006-08 . . . 450
8. Antone Williamson, 1992-94 443
9. Barry Bonds, 1983-85 438
10. Dustin Pedroia, 2002-04 . . . 423

Most RBI

1. Andrew Beinbrink, 1996-99 . . 283
2. Casey Myers, 1998-2001 . . 275
3. Clay Westlake, 1973-76 . . . 250
4. Jeff Larish, 2002-05 235
5. Bob Horner, 1976-78. 229
6. Antone Williamson, 1992-94 . 203
7. Ike Davis, 2006-08 202
8. Alvin Davis, 1979-82 200
9. Mike Kelly, 1989-91. 194
- Ken Landreaux, 1974-76. . . 194

Most Stolen Bases

1. Kevin Romine, 1981-82. . . . 86
2. Rick Peters, 1974-77. 78
3. Rick Nelson, 1978-81 75
4. Willie Bloomquist, 1997-99 . 72
- Oddibe McDowell, 1983-84. . 72
6. Ken Landreaux, 1974-76. . . 69

Most Errors

1. Andrew Beinbrink, 1996-99. . 67
2. Romy Cucjen, 1983-84 61
3. Bert Martinez, 1980-83 59
4. Antone Williamson, 1992-94. 58
5. Kurt Ehmann, 1991-92 49
6. Luis Lagunas, 1963-66 46

INDIVIDUAL PITCHING

Most Appearances

1. Brett Bordes, 2003-06. 109
2. Kendall Carter, 1981-84 . . . 102
- Mitchell Lambson, 2009-11. 102
4. Ryan Bradley, 1995-97 99
5. Kevin Dukes, 1978-81. 82
6. David Cassidy, 1986-89 74
- Ken Hansen, 1968-71 74

Most Innings Pitched

1. Craig Swan, 1969-72457.2
2. Kendall Carter, 1981-84 . . .427.1
3. Jim Crawford, 1969-72 . . .399.2
4. Floyd Bannister, 1974-76 .396.2
5. Ken Hansen, 1968-71391.1

Most Victories

1. Kendall Carter, 1981-84 47
- Craig Swan, 1969-72 47
3. Eddie Bane, 1971-73 40
- Mike Leake, 2007-09 40
4. Floyd Bannister, 1974-76 . . . 38
5. Jim Crawford, 1969-72 33
6. Jeff Pentland, 1966-68 32

Most Losses

1. Jim Crawford, 1969-72 17
2. Ken Jones, 1979-80 15
3. David Cassidy, 1986-89 14
- Kurt Dempster, 1985-86 14
5. Mike Thorpe, 1984-86 13
- Doug Henry, 1983-85 13
- Jon Switzer, 1999-2001 13

Most Strikeouts

1. Eddie Bane, 1971-73 535
2. Floyd Bannister, 1974-76 . . 478
3. Craig Swan, 1969-72 459
4. Ken Hansen, 1968-71 418
5. Jim Crawford, 1969-72 374

Most Walks

1. Ken Hansen, 1968-71 250
2. Kevin Dukes, 1978-81. 236
3. Jeff Ahern, 1978-81. 176
4. Jim Crawford, 1969-72 174

Most Runs Allowed

1. Kevin Dukes, 1978-81. 228
2. Kendall Carter, 1981-84 . . . 225
3. Kurt Dempster, 1985-88 . . . 184
4. David Cassidy, 1986-89 . . . 177
5. Linty Ingram, 1987-88. 169

Most Hits Allowed

1. Kendall Carter, 1981-84 . . . 433
2. Craig Swan, 1969-72 354

3. Kevin Dukes, 1978-81. 347
4. David Cassidy, 1986-89 . . . 327
5. Linty Ingram, 1987-88. 325

Most Shutouts

1. Jim Crawford, 1969-72 12
2. Eddie Bane, 1971-73 11
3. Craig Swan, 1969-72 10
4. Jeff Pentland, 1966-68 9
5. Larry Gura, 1967-69 8

Most Saves

1. Doug Nurnberg, 1965-67 . . . 25
2. Kevin Dukes, 1978-81. 20
3. Zechry Zinicola, 2004-06. . . . 18
- Jordan Swagerty, 2009-10 . . . 18
5. Noah Peery, 1993-94 17
- Ryan Schroyer, 2001-03. 17
- Mitchell Lambson, 2009-11. . 17
8. Ryan Bradley, 1995-97 16
9. Dave Graybill, 1982-84 13



Kendall Carter (above) and Craig Swan (below) are tied for the most wins in school history with 47.





CAREER BATTING AVERAGE (TWO OR MORE YEARS)

PLAYER	G	AB	H	AVG.
1. Kevin Romine (1981-82)	140	547	223	.408
2. Brett Wallace (2006-08)	173	655	261	.398
3. Hubie Brooks (1977-78)	131	497	197	.396
4. Willie Bloomquist (1997-99)	175	649	256	.394
5. Mike Sodders (1980-81)	127	501	195	.389
Dan McKinley (1995-97)	164	647	252	.389
7. Chris Bando (1975-78)	155	502	195	.388
8. Dustin Pedroia (2002-04)	185	777	298	.384
Bob Horner (1976-78)	186	683	262	.384
Casey Myers (1998-2001)	219	815	313	.384
11. Roger Schmuck (1970-71)	112	420	160	.381
12. Oddibe McDowell (1983-84)	141	550	209	.380
13. Jason Kipnis (2008-09)	125	474	179	.378
14. Rick Morris (1985-86)	126	477	178	.373
15. Eric Sogard (2005-07)	139	456	169	.371
16. Anthony Manahan (1988-90)	154	580	213	.367
17. Alvin Davis (1979-82)	215	690	250	.362
John Regoli (1959-60)	86	327	118	.362
Travis Buck (2003-05)	192	752	272	.362
20. Jacob Cruz (1992-94)	151	543	196	.361

BEST SLUGGING PERCENTAGE (MIN. 250 AT-BATS)

PLAYER	G	AB	H	BASES	PCT.
1. Mitch Jones (1999-2000)	109	405	141	296	.731
2. Bob Horner (1976-78)	186	683	262	492	.720
3. Jason Kipnis (2008-09)	125	474	179	326	.688
4. Brett Wallace (2006-08)	173	655	261	450	.687
5. Rick Morris (1985-86)	126	477	178	325	.681
6. Roger Schmuck (1970-71)	112	420	160	273	.650
7. Jeremy West (2001-03)	168	550	194	356	.647
8. Todd Brown (1983-85)	119	452	160	292	.646
9. Oddibe McDowell (1983-84)	141	550	209	354	.644
10. Hubie Brooks (1977-78)	131	497	197	317	.638
11. Andrew Beinbrink (1996-99)	231	863	318	547	.634
12. Chris Johnston (1981-82)	114	375	121	235	.627
13. Louie Medina (1984-85)	111	434	147	270	.622
14. Barry Bonds (1983-85)	196	711	247	438	.616
15. Jim Austin (1989-91)	179	684	232	420	.614
16. Dan McKinley (1995-97)	164	647	252	395	.611
17. Alan Banister (1970-72)	171	634	225	387	.610
18. Mike Kelly (1989-91)	191	724	254	439	.606
Casey Myers (1998-2001)	219	815	313	494	.606
20. Ike Davis (2006-08)	172	691	244	418	.605

BEST EARNED RUN AVERAGE (MIN. 150 IP) - WOOD BAT ERA

PLAYER	G	IP	H	R	ER	ERA
1. Gary Gentry (1967)	22	174.0	108	38	22	1.14
2. Larry Gura (1967-69)	50	292.0	198	72	51	1.57
3. Jim Otten (1972-73)	36	271.1	138	61	39	1.62
4. Eddie Bane (1971-72)	62	379.1	257	80	69	1.64
5. Gary Graham (1961-63)	32	178.0	146	74	36	1.82
6. Lerrin LaGrow (1968-69)	24	155.0	115	42	34	1.97
7. Jeff Pentland (1966-68)	54	256.2	291	109	89	2.24
Sterling Slaughter (1961-63)	53	248.2	211	103	63	2.24
9. Craig Swan (1969-72)	67	457.2	354	139	114	2.25
10. Sam Cook (1961-64)	60	226.1	202	72	57	2.27

BEST EARNED RUN AVERAGE (MIN. 150 IP) - ALUMINUM BAT ERA

PLAYER	G	IP	H	R	ER	ERA
1. Floyd Bannister (1974-76)	61	396.2	296	115	83	1.88
2. John Poloni (1973-75)	35	219.0	190	80	61	2.51
3. Mike Leake (2007-09)	63	390.1	339	151	126	2.91
4. Randy Newman (1981-82)	41	167.0	149	92	69	2.99
5. Jerry Vasquez (1977-78)	41	200.1	209	98	68	3.06
6. Brian Dodd (1988-89)	37	160.2	145	75	61	3.43
7. Kip Vaughn (1989-90)	43	176.1	153	97	68	3.47
8. Blas Minor (1987-88)	46	156.1	161	77	61	3.51
9. Tom Van Der Meersche (1975-78)	56	264.0	257	131	104	3.55
10. Kendall Carter (1981-84)	102	427.1	433	225	172	3.62

BEST WINNING PERCENTAGE (MIN. 15 DECISIONS)

PLAYER	G	W	L	PCT.
1. Jim Otten (1972-75)	36	24	1	.960
2. John Pavlik (1964-66)	38	22	1	.956
3. Lerrin LaGrow (1968-69)	24	19	1	.950
4. Greg Cochran (1972-75)	40	18	1	.947
5. Gary Gentry (1967)	22	17	1	.945
6. Don Hanna (1976)	21	15	1	.938
7. Eddie Bane (1971-73)	62	40	4	.909
8. Sam Cook (1961-64)	60	25	3	.894
9. John Poloni (1973-75)	35	23	3	.885
10. Randy Newman (1981-82)	41	15	2	.882
11. Craig Swan (1969-72)	67	47	9	.875
12. Mike Leake (2007-09)	63	40	6	.870
13. Mike Hansen (1970-71)	33	13	2	.867
14. Floyd Bannister (1974-76)	61	38	6	.864



FRESHMEN RECORDS

PLAYER	YEAR	G	AVG.	AB	R	H	RBI	2B	3B	HR	SB	BB	SO
Clay Westlake	1973	58	.382	212	48	81	46	20	4	5	1	25	20
Bob Horner	1976	61	.339	183	49	62	42	13	2	9	5	28	25
Barry Bonds	1983	64	.306	206	60	63	54	12	2	11	16	41	42
Mike Kelly	1989	61	.300	233	48	70	56	15	1	10	16	30	61
Antone Williamson	1992	56	.315	216	35	68	44	18	1	4	1	26	20
Dan McKinley	1995	47	.325	126	29	41	7	10	2	1	9	11	16
Andrew Beinbrink	1996	46	.362	152	44	55	41	8	7	5	0	16	26
Willie Bloomquist	1997	51	.356	132	33	47	31	10	5	1	7	10	24
Casey Myers	1998	51	.386	184	35	71	58	17	0	8	1	20	36
Rod Allen	2001	51	.389	180	41	70	53	14	1	6	6	11	18
Dustin Pedroia	2002	58	.347	236	51	82	45	13	2	1	5	24	19
Travis Buck	2003	66	.326	239	59	78	46	13	3	4	12	35	28
Ike Davis	2006	58	.329	240	39	79	65	20	2	9	2	20	58
Drew Maggi	2009	61	.309	181	63	56	24	5	5	0	21	40	35

BATTING RECORDS

HITS

1.	Dustin Pedroia, 2002	82
2.	Clay Westlake, 1973	81
3.	Ike Davis, 2006	79
4.	Travis Buck, 2003	78
5.	Casey Myers, 1998	71
6.	Rod Allen, 2001	70
	Mike Kelly, 1989	70
8.	Antone Williamson, 1992	68
9.	Barry Bonds, 1983	63
10.	Deven Marrero, 2010	62
	Bob Horner, 1976	62

STOLEN BASES

1.	Drew Maggi, 2009	21
2.	Barry Bonds, 1983	16
	Steve Garrabrants, 2001	16
	Mike Kelly, 1989	16
5.	Travis Buck, 2003	12
	Colin Curtis, 2004	12
	Johnny Ruettiger, 2009	12

RUNS SCORED

1.	Drew Maggi, 2009	63
2.	Barry Bonds, 1983	60
3.	Dustin Pedroia, 2002	51
4.	Bob Horner, 1976	49
5.	Mike Kelly, 1989	48
	Zack MacPhee, 2009	48
7.	Andrew Beinbrink, 1996	44

RBI

1.	Ike Davis, 2006	65
2.	Casey Myers, 1998	58
3.	Mike Kelly, 1989	56
4.	Barry Bonds, 1983	54
5.	Rod Allen, 2001	53
6.	Clay Westlake, 1973	46

Travis Buck, 2003	46
8. Dustin Pedroia, 2002	45
9. Antone Williamson, 1992	44
10. Deven Marrero, 2010	42
Bob Horner, 1976	42

BATTING AVERAGE (Min. 130 AB)

1. Deven Marrero, 2010	.397
2. Rod Allen, 2001	.389
3. Casey Myers, 1998	.386
4. Clay Westlake, 1973	.382
5. Brett Wallace, 2006	.371
6. Andrew Beinbrink, 1996	.362
7. Willie Bloomquist, 1997	.356
8. Dustin Pedroia, 2002	.347
9. Bob Horner, 1976	.339
10. Ike Davis, 2006	.329

HOME RUNS

1.	Barry Bonds, 1983	11
2.	Mike Kelly, 1989	10
3.	Bob Horner, 1976	9
	Ike Davis, 2006	9
5.	Casey Myers, 1998	8

PITCHING RECORDS

WINS

1.	Kendall Carter, 1981	19
2.	Ken Jones, 1978	13
	Mike Leake, 2007	13
5.	Kaipo Spenser, 1994	10
	Doug Newstrom, 1991	10
7.	Craig Swan, 1969	9
	Mitch Dean, 1976	9
	Doug Henry, 1983	9
	Mitchell Lambson, 2009	9

STRIKEOUTS

1. Mitchell Lambson, 2009	99
2. Mike Leake, 2007	94

3.	Ken Hansen, 1968	92
4.	Doug Newstrom, 1989	89
5.	Craig Swan, 1969	80
6.	Doug Henry, 1983	78
	Jon Switzer, 1999	78
8.	Brady Rodgers, 2010	67
9.	Kaipo Spenser, 1994	64
10.	Erik Averill, 2003	61

ERA (MIN. 50.0 IP)

1. Brady Rodgers, 2010	2.11
2. Craig Swan, 1969	2.24
3. Tom Vander Meersche, 1975	2.57
4. Ken Hansen, 1968	2.70
5. Kendall Carter, 1981	2.86
6. Mitchell Lambson, 2009	3.01
7. Mitch Dean, 1976	3.08
8. Doug Henry, 1983	3.10
9. Ryan Bradley, 1995	3.18
10. Jim Crawford, 1969	3.30

INNINGS PITCHED

1. Mike Leake, 2007	127.0
2. Doug Henry, 1983	116.0
3. Doug Newstrom, 1991	111.0
4. Kendall Carter, 1981	110.0
5. Mitch Dean, 1976	96.1
6. Kaipo Spenser, 1994	92.1
7. Mitchell Lambson, 2009	83.2
8. Jon Switzer, 1999	87.1
9. Erik Averill, 2003	86.0
10. Ken Hansen, 1968	73.1

SAVES

1.	Jason Jarvis, 2007	11
2.	Mitch Dean, 1976	8
	Zechry Zinicola, 2004	8
4.	Ryan Bradley, 1995	6
5.	Pat Bresnehan, 2004	5
	Mitchell Lambson, 2009	5



ALL-TIME VERSUS OPPONENTS

A

Air Force 8-1
Alabama 0-2
Alabama-Birmingham 3-0^
Albuquerque 6-1*
Arizona (post-'59) ... 185-117^
Arizona (pre-'59) 23-116
Arkansas 6-3
Auburn 9-3^
Azusa Pacific 15-0*

B

Baylor 6-4
Boston College 5-0
Brigham Young 46-9

C

Cal Baptist 2-0*
Cal Poly-Pomona 25-6*
Cal Poly-SLO 3-1
Cal St.-Bakersfield 0-1
Cal St.-Chico 3-0*
Cal St.-Dominguez Hills . 8-1*
Cal St.-Fullerton 30-26
Cal St.-Los Angeles... 29-14*
Cal St.-Northridge 46-16
Cal Western 3-1*
California 108-57^
California-Irvine 9-5^
California-Riverside 34-5^
California-Santa Barbara 13-7
Central Conn. State 1-0
Chapman 36-12*
Charlotte 1-0
Clemson 3-1
Coastal Carolina 2-0
Colorado 6-1*
Colorado State 26-0
Connecticut 3-0
Cornell 0-1
Creighton 3-0

D

Dartmouth 1-0
Delaware 4-1
Denver 4-0*
Duke 9-0

E

East Carolina 5-0
Eastern Michigan 6-2
Evansville 0-1

F

Florida 3-1
Florida Atlantic 2-0
Florida International 5-0
Florida State 10-24
Fresno State 12-7

G

George Mason 1-0
George Washington 1-0
Georgia Tech 1-0
Gonzaga 11-2^
Grand Canyon 87-22*

H

Hardin-Simmons 1-0*
Harvard 2-0
Hawaii 29-18^
Hawaii-Hilo 17-0
Holy Cross 3-0
Houston 12-3^
Howard 3-0*

I

Idaho 2-0*
Illinois 2-3
Iowa 1-0

K

Kansas 3-1
Kansas State 4-2^
Kent State 1-0

L

Lafayette 1-0
Lamar 1-2
LaVerne 28-7*
LeMoyn 0-1
Lewis & Clark 1-0*
Long Beach State 33-8^
Los Angeles State 0-1*
Loyola Marymount 29-6
Loyola-New Orleans 3-1*
LSU 1-6-1
Louisiana-Lafayette 3-0^
Lubbock Christian 11-1*

M

Maine 10-1^
Massachusetts 5-0
Memphis 2-0
Mesa (Colo.) College 3-0*
Miami (Fla.) 8-9
Miami (Ohio) 2-0
Michigan 33-12
Minnesota 6-1
Mississippi 3-0^
Mississippi State 1-0
Missouri 4-3
Monmouth 1-0^

N

Nebraska 6-3^
Nevada 0-2
Nevada-Las Vegas... 54-13-1
New Mexico 118-28

New Mexico State 31-2
New Orleans 3-0
New York University 1-0*
North Carolina 5-1
Northern Arizona 42-2*
Northern Colorado 16-1
Northern Illinois 8-0
Northwestern 1-0
Notre Dame 5-2

O

Occidental College 0-2*
Ohio State 9-2
Oklahoma 53-20
Oklahoma State 12-7
Oral Roberts 9-3
Oregon 11-2
Oregon State 41-25^

P

Pace 1-0*
Penn State 7-0
Pennsylvania 2-0
Pepperdine 10-5
Pepperdine College 1-8-1*
Phoenix College 23-10-1*
Portland 3-0
Portland State 2-0*
Prairie View A&M 1-0
Puget Sound 1-0*

R

Rice 8-2

S

San Diego 18-2
San Diego State 16-15
San Francisco 6-0
San Jose State 1-1
Santa Clara 6-2
South Alabama 1-0
South Carolina 4-3
South Florida 5-0
Southern Illinois 13-3
Southern Utah 24-0^
Southwest Missouri State 1-0
St. Francis 3-0*
St. John's 4-0
St. Louis 2-0*
St. Mary's 5-1
Stanford 93-86^
Stony Brook 1-0
Sul Ross State 7-5*

T

Temple 1-0
Tennessee 11-1
Texas 19-29
Texas A&M 1-0^

Texas A&M-Corpus Christi 1-0
Texas Arlington 0-1
Texas Christian 4-0
Texas-El Paso 60-5
Texas-San Antonio 2-0
Texas Tech 14-4
Towson 4-0
Troy 3-0
Tulane 3-4
Tulsa 4-1*

U

UCLA 111-64^
USC 97-96^
U.S. International 1-0*
Utah 26-5
Utah State 26-1*
Utah Valley State 1-1^

V

Vanderbilt 1-2
Virginia 2-1

W

Washington 28-14^
Washington State 44-11^
Weber State 3-0*
Western Carolina 1-0
Western Illinois 2-0
Whittier College 0-1*
Wichita State 13-7
Winthrop 3-0
Wisconsin 43-18*
Wisconsin-Milwaukee 5-0
Wofford 2-0
Wright State 4-0
Wyoming 66-5*

*-Schools that no longer play Division I baseball

^- Some wins in 2007 later vacated due to NCAA sanctions. Records do not reflect vacations.



ALL-TIME RESULTS

1959-2011

1959 (28-18-1)

Head Coach: Bobby Winkles

3/9	at Grand Canyon	T, 6-6
3/11	Pepperdine	L, 2-4 (7)
3/11	Pepperdine	W, 11-7
3/12	Pepperdine	W, 4-3
3/13	L.A. State	W, 9-6
3/14	L.A. State	L, 4-7
3/14	L.A. State	L, 4-8
3/16	Colorado State	W, 8-1
3/16	Colorado State	W, 6-4
3/19	Grand Canyon	W, 21-2
3/20	San Diego State	L, 3-16
3/21	San Diego State	W, 5-4 (12)
3/23	Wyoming	W, 11-4
3/24	Wyoming	W, 18-3
3/25	Wyoming	W, 9-5
3/26	Wyoming	W, 4-3
3/27	Wisconsin	L, 5-6
3/28	Wisconsin	W, 10-9 (11)
3/28	Wisconsin	L, 1-2
3/30	Wisconsin	W, 6-1
3/31	Wisconsin	W, 8-5
4/1	Wisconsin	L, 2-9
4/2	Wisconsin	W, 3-0
4/3	Wisconsin	L, 0-6
4/4	Wisconsin	W, 4-3
4/6	Arizona State College	W, 24-1
4/7	at Williams Air Force	W, 13-3
4/8	at Casa Grande	L, 5-9
4/9	Arizona State College	W, 17-1
4/11	at Arizona	L, 1-10
4/11	at Arizona	L, 3-6
4/13	at Williams Air Force	W, 6-3
4/15	Sul Ross State	W, 9-6
4/16	Sul Ross State	L, 4-6
4/17	San Diego Marines	L, 2-6
4/17	San Diego Marines	W, 17-9
4/18	San Diego Marines	W, 1-0 (7)
4/23	at Camp Pendleton	W, 6-4
4/24	at San Diego Marines	L, 3-5
4/25	at San Diego Naval	W, 17-1
4/27	Luke Air Force	W, 8-5
4/29	Luke Air Force	W, 8-1 (7)
4/30	at Casa Grande	L, 7-8
5/1	San Diego Naval	W, 7-2
5/2	Arizona	W, 3-2
5/2	Arizona	L, 1-9

1960 (32-13)

Head Coach: Bobby Winkles

3/10	Pepperdine	L, 5-9
3/10	Pepperdine	L, 5-6
3/11	Grand Canyon	W, 7-2
3/12	Grand Canyon	W, 14-2
3/16	Colorado State	W, 10-4
3/16	Colorado State	W, 11-1
3/18	Grand Canyon	W, 14-2
3/21	Colorado St. College	W, 8-4
3/22	Colorado St. College	W, 7-3
3/24	Utah	W, 9-6
3/24	Utah	W, 18-1
3/25	Utah	L, 11-12
3/26	Utah	L, 5-6
3/28	Wyoming	W, 11-3
3/28	Michigan	W, 7-2
3/29	Wyoming	W, 15-2
3/30	Wyoming	W, 8-4
3/30	Michigan	W, 9-8
3/31	Utah State	W, 8-4
4/2	Utah State	W, 8-6
4/3	Utah State	W, 10-1
4/4	Utah State	W, 23-4
4/5	at San Diego State	L, 4-11
4/6	at Cal Western	W, 21-2
4/7	at San Diego	L, 8-9
4/8	at San Diego Marines	L, 7-12
4/9	at San Diego Marines	W, 13-1
4/11	California	L, 3-7
4/12	California	L, 2-4
4/12	California	W, 6-1
4/13	California	W, 7-2
4/14	California	L, 0-1
4/15	California	W, 8-5
4/15	California	W, 9-6

4/16	California	W, 6-4
4/22	Arizona State College	W, 12-6
4/23	Arizona State College	W, 5-4
4/26	San Diego Marines	W, 5-4
4/26	San Diego Marines	W, 17-5
4/27	San Diego Marines	L, 5-10
4/30	Arizona	W, 7-3
4/30	Arizona	W, 3-0
5/7	at Arizona	L, 2-6
5/7	at Arizona	L, 6-7
5/9	L.A. Police	W, 20-15
5/9	L.A. Police	W, 14-5

1961 (36-13)

Head Coach: Bobby Winkles

3/4	New Mexico	W, 7-3
3/4	New Mexico	W, 2-1
3/9	Grand Canyon	W, 16-1 (7)
3/11	Pepperdine	W, 4-3
3/11	Pepperdine	W, 1-1
3/14	Grand Canyon	W, 11-1
3/17	Arizona State College	W, 8-3
3/18	Arizona State College	W, 12-1
3/20	Arizona State College	W, 19-4
3/21	Arizona State College	W, 12-2
3/21	Arizona State College	W, 3-2
3/22	Arizona State College	W, 13-5
3/23	Utah State	W, 7-0
3/23	Utah State	W, 9-2
3/24	Utah	W, 14-1
3/25	Utah	W, 4-3
3/25	Utah	W, 7-4
3/27	Wyoming	W, 7-0
3/28	Wyoming	W, 9-3
3/29	Wyoming	W, 13-0
3/30	Wyoming	W, 8-6
3/31	Wisconsin	L, 9-11
4/1	Wisconsin	W, 14-8
4/3	Wisconsin	W, 10-7
4/4	Wisconsin	W, 7-5
4/4	Michigan	L, 11-19
4/5	Wisconsin	W, 8-3
4/5	Michigan	L, 5-6
4/6	Wisconsin	L, 2-5
4/6	Michigan	L, 7-8
4/7	Wisconsin	W, 15-9
4/8	Wisconsin	W, 3-2
4/18	at L.A. State College	L, 5-8
4/18	at L.A. State College	W, 6-0
4/19	at L.A. State College	W, 9-5
4/20	at Cal Poly Pomona	W, 8-5
4/21	at San Diego Marines	W, 5-4
4/22	at San Diego	W, 16-5
4/22	at San Diego Marines	W, 12-2
4/25	San Diego Marines	L, 5-11
4/26	San Diego Marines	W, 16-5
4/27	San Diego Marines	L, 5-13
4/29	at Arizona	L, 2-10
4/29	at Arizona	L, 2-7
5/6	Arizona	W, 12-10
5/6	Arizona	L, 1-3
5/12	L.A. State College	L, 2-5
5/13	L.A. State College	L, 1-7
5/13	L.A. State College	W, 13-6

1962 (27-18)

Head Coach: Bobby Winkles

3/5	Air Force	W, 10-5
3/13	Grand Canyon	W, 14-2
3/15	Grand Canyon	W, 12-1
3/16	L.A. State College	L, 7-14
3/17	L.A. State College	L, 1-3
3/17	L.A. State College	W, 4-1
3/20	Southern Illinois	L, 1-4
3/21	Southern Illinois	W, 9-4
3/22	Southern Illinois	W, 10-9
3/23	Southern Illinois	W, 3-1
3/24	Southern Illinois	W, 4-0
3/24	Southern Illinois	W, 5-0
3/26	Wyoming	W, 6-4
3/27	Wyoming	W, 5-0
3/28	Wyoming	W, 9-6
3/29	Wyoming	W, 4-0
3/30	Arizona	L, 1-4

3/31	Arizona	L, 2-3
3/31	Arizona	W, 7-2
4/6	Sul Ross State	L, 2-3
4/7	Sul Ross State	L, 7-8 (10)
4/9	Michigan	W, 14-6
4/10	Michigan	L, 3-6
4/11	Michigan	W, 7-6
4/12	Michigan	L, 7-18
4/13	Michigan	L, 3-4
4/14	Michigan	W, 8-4
4/14	Michigan	L, 7-9
4/16	at Cal Poly Pomona	L, 4-5 (13)
4/17	USC	L, 6-8 (12) at Pomona, Calif.
4/17	UCLA	L, 5-14 at Pomona, Calif.
4/18	L.A. State College	L, 2-6 at Pomona, Calif.
4/19	San Jose State	L, 1-5 at Pomona, Calif.
4/20	L.A. State College	W, 2-1 at Pomona, Calif.
4/21	at Cal Poly Pomona	L, 5-12
4/25	Grand Canyon	W, 6-2
4/26	Grand Canyon	W, 10-1
4/27	Arizona State College	W, 4-0
4/28	Arizona State College	W, 14-2
5/4	at Arizona	L, 2-6
5/5	at Arizona	W, 5-1
5/5	at Arizona	W, 20-7
5/11	New Mexico State	W, 3-0
5/12	New Mexico State	W, 12-3

1963 (34-13)

Head Coach: Bobby Winkles

WAC Record: 7-5 (2nd)

3/1	L.A. State College	L, 1-4
3/2	L.A. State College	W, 3-1
3/2	L.A. State College	W, 6-3
3/7	Utah State	W, 14-1
3/8	Utah State	W, 4-2
3/9	Utah State	W, 12-0
3/9	Utah State	W, 18-2
3/16	Utah	W, 14-5
3/16	Utah	W, 7-4
3/18	Colorado State	W, 7-0
3/19	Colorado State	W, 4-2
3/20	Colorado State	W, 14-3
3/21	Oregon State	W, 5-4
3/22	Oregon State	L, 6-8
3/23	Oregon State	L, 5-8
3/23	Oregon State	W, 7-2
3/25	Wyoming	W, 5-1
3/26	Wyoming	W, 6-4
3/27	Wyoming	W, 8-4
3/28	Oklahoma	W, 8-0
3/29	Oklahoma	W, 5-4
4/1	Sul Ross State	L, 4-9
4/2	Sul Ross State	W, 1-0
4/5	at Arizona	L, 2-6 WAC Game
4/6	at Arizona	L, 8-9 WAC Game
4/6	at Arizona	W, 2-0 (11) WAC Game
	Grand Canyon	W, 6-4
4/12	Wisconsin	W, 3-2
4/13	Wisconsin	W, 11-7
4/13	Wisconsin	L, 2-3 (10)
4/15	Wisconsin	W, 14-12
4/16	Wisconsin	L, 2-6
4/17	Wisconsin	W, 5-2
4/18	Wisconsin	W, 14-5
4/19	Wisconsin	W, 5-2
4/20	Wisconsin	L, 5-12
4/20	Wisconsin	W, 6-5
	at Grand Canyon	L, 2-3 (11) WAC Game
	at New Mexico	W, 8-3 WAC Game
	at New Mexico	W, 10-2 WAC Game
	at New Mexico	L, 5-7 WAC Game
5/3	Arizona	W, 3-2 WAC Game
5/4	Arizona	L, 2-3 WAC Game
5/4	Arizona	L, 5-9 WAC Game
5/10	New Mexico	W, 11-2 WAC Game
5/11	New Mexico	W, 10-4 WAC Game
5/11	New Mexico	W, 3-2 WAC Game

1964 (44-7)

Head Coach: Bobby Winkles

WAC Record: 11-1 (1st)

3/5	Long Beach State	W, 11-8
3/6	L.A. State College	L, 5-6
3/7	L.A. State College	L, 0-8

3/7	L.A. State College	W, 5-0
3/13	Arizona State College	W, 12-4
3/14	Arizona State College	W, 6-4
3/16	Colorado State	W, 12-1
3/17	Colorado State	W, 15-4
3/18	Colorado State	W, 17-1
3/21	Colorado St. College	W, 9-1
3/22	Colorado St. College	W, 2-1
3/23	Wyoming	W, 3-2
3/24	Wyoming	W, 15-3
3/25	Wyoming	W, 8-0
3/26	Michigan	W, 8-1
3/27	Michigan	W, 7-3
3/28	Michigan	W, 15-5
3/28	Michigan	W, 9-1
3/30	Wisconsin	W, 5-2
3/31	Wisconsin	W, 7-4
4/1	Wisconsin	L, 3-5
4/2	Utah State	W, 21-4
4/3	Utah State	W, 13-5
4/4	Utah State	W, 4-2
4/4	Utah State	W, 13-3
4/7	Grand Canyon	W, 8-3
4/10	Arizona	W, 5-3 WAC Game
4/11	Arizona	W, 17-9 WAC Game
4/11	Arizona	W, 9-4 WAC Game
4/14	at Grand Canyon	W, 10-3
4/15	at Grand Canyon	W, 5-3
4/17	Sul Ross State	W, 11-2
4/18	Sul Ross State	L, 5-16
4/24	New Mexico	W, 14-1 WAC Game
4/25	New Mexico	W, 20-1 WAC Game
4/25	New Mexico	W, 3-1 WAC Game
5/1	at Arizona	L, 0-1 (10) WAC Game
5/2	at Arizona	W, 3-2 WAC Game
5/2	Arizona	W, 6-2 WAC Game
5/8	at New Mexico	W, 11-3 WAC Game
5/9	at New Mexico	W, 12-6 WAC Game
5/9	at New Mexico	W, 17-4 WAC Game
5/16	New Mexico State	W, 7-0 (7)
5/16	New Mexico State	W, 6-5 (7)
5/22	Utah	W, 7-4 WAC Playoffs
5/23	at Utah	W, 13-5 WAC Playoffs
	Air Force	W, 6-1 District 7 Playoffs
	Air Force	W, 7-6 District 7 Playoffs
6/9	Missouri	L, 0-7 College World Series
6/10	Mississippi	W, 5-0 College World Series
6/12	Maine	L, 2-4 College World Series

1965 (54-8) National Champions

Head Coach: Bobby Winkles

WAC Record: 9-3 (1st)

2/26	San Fernando State	W, 7-5
2/27	San Fernando State	W, 11-7
2/27	San Fernando State	W, 10-5
3/5	Michigan	L, 3-6
3/6	Michigan	W, 5-2
3/6	Michigan	W, 11-3
3/12	Long Beach State	W, 7-1
3/13	Long Beach State	L, 0-2
3/13	Long Beach State	W, 9-4
3/16	at Grand Canyon	W, 15-2
3/19	Colorado State	W, 8-0
3/20	Colorado State	W, 9-0
3/20	Colorado State	W, 8-0
3/22	Ohio State	W, 6-3
3/23	Ohio State	W, 7-6
3/24	Ohio State	W, 10-3
3/25	Oregon State	W, 10-3
3/26	Oregon State	W, 9-3
3/27	Oregon State	W, 9-4
3/27	Oregon State	W, 2-0
3/29	Colorado	W, 8-2
3/30	Colorado	W, 16-3
4/1	Oklahoma	W, 10-2
4/2	Oklahoma	L, 0-2
4/5	Utah State	W, 7-1
4/6	Utah State	W, 6-4
4/7	Utah State	W, 9-4
4/9	New Mexico	W, 9-2 WAC Game
4/10	New Mexico	W, 20-3 WAC Game
4/15	Wyoming	W, 6-0
4/16	Wyoming	W, 8-0
4/17	Wyoming	W, 10-3
4/17	Wyoming	W, 7-0



4/19	Sul Ross State	W, 14-2	
4/19	New Mexico	W, 4-1	WAC Game
4/20	Sul Ross State	W, 8-2	
4/23	at Arizona	L, 3-12	WAC Game
4/24	at Arizona	L, 1-4	WAC Game
4/24	at Arizona	W, 10-4	WAC Game
4/27	at Grand Canyon	W, 6-1	
4/30	at New Mexico	W, 9-5	WAC Game
5/1	at New Mexico	L, 11-12	WAC Game
5/1	at New Mexico	W, 3-2	WAC Game
5/4	Grand Canyon	L, 3-7	
5/7	San Diego	W, 7-6	
5/8	San Diego	W, 12-3	
5/8	San Diego	W, 18-3	
5/14	Arizona	W, 6-0	WAC Game
5/15	Arizona	W, 13-5	WAC Game
5/15	Arizona	W, 6-2	WAC Game
5/28	Utah	W, 3-2	WAC Championship
5/29	Utah	W, 3-2	WAC Championship
5/29	Utah	W, 2-1	
6/3	Colorado St. College	W, 7-2	District 7 Playoffs
6/4	Colorado St. College	W, 12-3	District 7 Playoffs
6/4	Colorado St. College	W, 3-2	
6/7	Lafayette	W, 14-1	College World Series
6/8	St. Louis	W, 13-3	College World Series
6/9	Ohio State	W, 9-4	College World Series
6/10	St. Louis	W, 6-2	College World Series
6/11	Ohio State	L, 3-7	College World Series
6/12	Ohio State	W, 2-1	College World Series

1966 (41-11)

Head Coach: Bobby Winkles

WAC Record: 7-5 (2nd)

2/25	San Fernando State	W, 6-4	
2/26	San Fernando State	W, 2-1	
2/26	San Fernando State	L, 6-7	
3/3	LA State College	L, 4-7	
3/4	LA State College	W, 4-3	
3/5	LA State College	W, 6-0	
3/11	Long Beach State	W, 10-1	
3/12	Long Beach State	W, 3-2	
3/12	Long Beach State	W, 7-5	
3/17	Colorado State	W, 9-3	
3/18	Colorado St. College	W, 7-4	
3/19	Colorado St. College	W, 11-2	
3/21	Oregon	W, 10-4	
3/22	Oregon	L, 9-14	
3/23	Utah State	W, 14-1	
3/23	Oregon	W, 7-1	
3/24	Utah State	W, 7-2	
3/25	Utah State	W, 7-5	
3/26	Michigan	L, 6-9	
3/27	Michigan	L, 1-8	
3/28	Michigan	L, 5-8	
3/30	Michigan	W, 10-6	
3/31	Michigan	W, 3-2	
4/1	New Mexico	W, 7-2	WAC Game
4/2	New Mexico	W, 6-4	WAC Game
4/2	New Mexico	W, 7-6	WAC Game
4/4	Wyoming	W, 10-1	
4/5	Wyoming	W, 10-3	
4/6	Wyoming	W, 16-2	
4/7	Wyoming	W, 7-3	
4/8	Wisconsin	W, 16-6	
4/9	Wisconsin	W, 10-9	
4/10	Wisconsin	W, 6-5	
4/11	Wisconsin	W, 15-3	
4/12	Wisconsin	W, 11-3	
4/13	Wisconsin	W, 2-1	
4/15	Arizona	W, 7-3	WAC Game
4/16	Arizona	L, 1-5	WAC Game
4/16	Arizona	W, 13-5	WAC Game
4/22	Sul Ross State	W, 7-2	
4/23	Sul Ross State	W, 12-2	
4/26	at Grand Canyon	W, 5-1	
4/29	at New Mexico	L, 2-5	WAC Game
4/30	at New Mexico	W, 16-0	WAC Game
4/30	at New Mexico	L, 3-4	WAC Game
5/6	San Diego	W, 9-3	
5/7	San Diego	W, 5-4	
5/7	San Diego	W, 15-9	
5/10	Grand Canyon	W, 15-4	
5/13	at Arizona	L, 0-1	WAC Game
5/14	at Arizona	W, 5-4	WAC Game
5/14	at Arizona	L, 1-6	WAC Game

1967 (53-12) National Champions

Head Coach: Bobby Winkles

WAC Record: 7-5 (1st)

2/24	San Fernando State	W, 14-0
------	--------------------	---------

2/25	San Fernando State	W, 8-5	
2/25	San Fernando State	W, 7-4	
3/2	LA State College	W, 11-5	
3/3	LA State College	W, 8-4	
3/4	LA State College	W, 8-2	
3/4	LA State College	W, 8-4	
3/9	UCLA	W, 2-1	
3/10	Long Beach State	W, 12-4	
3/11	Long Beach State	W, 7-6	
3/11	Long Beach State	L, 4-5	
3/17	Colorado St. College	W, 3-0	
3/17	Santa Clara	W, 4-1	
3/18	Colorado St. College	W, 11-0	
3/20	Oregon State	L, 1-5	
3/21	Oregon State	L, 5-7	
3/22	Oregon State	W, 7-3	
3/23	Colorado State	W, 10-9	
3/24	Colorado	W, 16-3	
3/25	Colorado	W, 15-2	
3/27	Oklahoma	W, 3-2	
3/28	Oklahoma	W, 1-0	
3/30	Oklahoma	W, 9-2	
3/31	Oklahoma	W, 13-2	
4/3	Utah State	W, 5-4	
4/4	Utah State	W, 20-6	
4/5	Utah State	W, 12-1	
4/6	Wyoming	W, 12-3	
4/7	Wyoming	W, 5-1	
4/8	Wyoming	W, 1-0 (7)	
4/8	Wyoming	W, 4-0	
4/12	Grand Canyon	W, 5-4	
4/14	at Arizona	L, 0-6	WAC Game
4/15	at Arizona	L, 2-3	WAC Game
4/15	at Arizona	W, 3-0	WAC Game
4/21	California Western	L, 3-13	
4/22	California Western	W, 6-5	
4/22	California Western	W, 6-5	
4/26	at Grand Canyon	W, 4-2	
4/28	at New Mexico	L, 2-5	WAC Game
4/29	at New Mexico	L, 13-17	WAC Game
4/29	at New Mexico	W, 9-2	WAC Game
5/5	San Diego	W, 10-0	
5/6	San Diego	W, 1-0	
5/6	San Diego	W, 11-1	
5/9	Grand Canyon	W, 6-2	
5/12	New Mexico	W, 7-2	WAC Game
5/13	New Mexico	W, 3-2	WAC Game
5/13	New Mexico	W, 8-3	WAC Game
5/19	Arizona	W, 3-0	WAC Game
5/20	Arizona	W, 3-0	WAC Game
5/20	Arizona	L, 2-7	WAC Game
5/21	Arizona	W, 3-2 (15)	So. Division Playoff
5/26	BYU	L, 0-3	WAC Championship
5/27	BYU	W, 6-3	WAC Championship
5/26	BYU	W, 4-3	WAC Championship
6/2	Air Force	W, 11-0	District 7 Playoff
6/3	Air Force	L, 2-5	District 7 Playoff
6/3	Air Force	W, 6-0	District 7 Playoff
6/12	Oklahoma State	W, 7-2	College World Series
6/13	Boston College	W, 8-1	College World Series
6/14	Stanford	W, 5-3	College World Series
6/16	Houston	L, 0-3	College World Series
6/17	Stanford	W, 4-3	College World Series
6/18	Houston	W, 11-2	College World Series

1968 (39-14)

Head Coach: Bobby Winkles

WAC Record: 6-6 (2nd)

2/23	UCLA	L, 4-6
2/24	UCLA	W, 4-3
2/24	UCLA	W, 6-0
3/1	LA State College	W, 7-5
3/2	LA State College	W, 13-0
3/2	LA State College	W, 4-0
3/14	San Diego State	W, 5-4
3/15	Long Beach State	W, 1-0
3/16	Long Beach State	W, 9-2
3/16	Long Beach State	W, 14-2
3/18	Southern Illinois	W, 8-0
3/19	Southern Illinois	W, 4-0
3/20	Southern Illinois	L, 1-3
3/21	Colorado State	W, 10-1
3/22	Michigan	W, 9-0
3/23	Michigan	W, 13-10
3/23	Michigan	W, 4-0
3/25	Michigan	W, 17-1
3/26	Michigan	W, 1-0
3/28	Oklahoma	L, 5-6
3/30	Oklahoma	W, 4-2
3/30	Oklahoma	W, 8-2

4/2	NAU	W, 4-0	
4/5	New Mexico	W, 3-2	WAC Game
4/6	New Mexico	W, 3-2	WAC Game
4/6	New Mexico	W, 4-1	WAC Game
4/8	San Fernando State	L, 10-12	at San Diego, Calif.
4/9	LA State College	L, 3-4	at San Diego, Calif.
4/11	at UCLA	L, 1-5	
4/11	at UCLA	W, 6-5	
4/12	at San Diego State	L, 9-15	
4/12	at San Diego	W, 6-5	
4/13	at Cal Poly Pomona	L, 1-7	
4/13	at Cal Poly Pomona	W, 6-2	
4/15	Albuquerque	W, 12-2	
4/16	Albuquerque	W, 9-8	
4/17	Albuquerque	W, 8-0	
4/17	Albuquerque	W, 7-0	
4/26	at New Mexico	L, 6-7	WAC Game
4/27	at New Mexico	L, 2-3	WAC Game
4/27	at New Mexico	L, 0-3	WAC Game
4/27	Grand Canyon	W, 5-0	
5/4	Arizona	W, 2-1	WAC Game
5/5	Arizona	L, 4-5	WAC Game
5/5	Arizona	W, 4-1	WAC Game
5/10	UTEP	W, 6-2	
5/11	UTEP	W, 7-0	
5/11	UTEP	W, 5-0	
5/11	Grand Canyon	W, 5-0	
5/11	Grand Canyon	W, 7-6	
5/17	at Arizona	L, 1-6	WAC Game
5/18	at Arizona	L, 2-8	WAC Game
5/18	at Arizona	W, 6-1	WAC Game

1969 (56-11) National Champions

Head Coach: Bobby Winkles

WAC Record: 15-3 (1st)

2/27	Cal Poly Pomona	W, 5-0	
2/28	Chapman	L, 8-13	
3/1	Chapman	W, 9-1	
3/1	Chapman	W, 11-8	
3/7	Cal State L.A.	W, 3-1	
3/8	Cal State L.A.	W, 9-3	
3/8	Cal State L.A.	W, 6-0	
3/11	Albuquerque	W, 10-0	
3/11	Albuquerque	W, 8-5	
3/12	San Diego State	W, 3-2	
3/13	San Diego State	W, 5-1	
3/14	San Fernando State	L, 0-5	
3/14	San Fernando State	L, 4-5	
3/15	Seattle Pilots	W, 5-4	Exhibition
3/15	San Fernando State	L, 4-9	
3/17	Ohio State	L, 5-10	
3/18	Ohio State	W, 2-0	
3/19	Ohio State	W, 5-0	
3/21	Michigan	W, 18-14	
3/24	Michigan	W, 19-3	
3/24	Michigan	W, 5-3	
3/25	Michigan	W, 6-5	
3/25	Michigan	L, 3-4	
3/26	Cal Poly SLO	W, 5-0	
3/26	Southern Illinois	W, 4-3	
3/27	Oklahoma	W, 5-4	
3/28	Wyoming	W, 11-7	
3/29	Wyoming	W, 6-4	
3/29	Wyoming	W, 11-4	
3/31	Wyoming	W, 18-9	
4/4	Wisconsin	W, 18-0	
4/5	Wisconsin	W, 11-1	
4/5	Wisconsin	W, 3-1	
4/7	Wisconsin	W, 12-1	
4/8	Wisconsin	W, 7-2	
4/9	Wisconsin	W, 1-0	
4/11	at Arizona	W, 4-3	WAC Game
4/12	at Arizona	W, 11-7	WAC Game
4/12	at Arizona	L, 4-5	WAC Game
4/15	Grand Canyon	W, 7-2	
4/18	UTEP	W, 5-0	WAC Game
4/19	UTEP	W, 11-6	WAC Game
4/19	UTEP	W, 11-0	WAC Game
4/24	at Albuquerque	L, 10-12	
4/25	at New Mexico	W, 2-1	WAC Game
4/26	at New Mexico	W, 9-5	WAC Game
4/26	at New Mexico	W, 13-2	WAC Game
4/29	NAU	W, 5-1	
5/2	Arizona	L, 0-2	WAC Game
5/3	Arizona	W, 11-0	WAC Game
5/3	Arizona	W, 5-0	WAC Game
5/6	Grand Canyon	W, 4-0	
5/9	at UTEP	W, 2-1	WAC Game
5/10	at UTEP	W, 10-2	WAC Game
5/10	at UTEP	W, 13-1	WAC Game

5/16	New Mexico	W, 3-1	WAC Game
5/17	New Mexico	L, 3-5	WAC Game
5/17	New Mexico	W, 14-0	WAC Game
5/22	BYU	W, 1-0	WAC Championship
5/23	BYU	W, 10-0	WAC Championship
5/30	Idaho	W, 7-1	District 7 Playoffs
5/31	Idaho	W, 3-2	District 7 Playoffs
6/13	Texas	L, 0-4	College World Series
6/14	UCLA	W, 2-1	College World Series
6/17	Massachusetts	W, 4-2	College World Series
6/18	Tulsa	W, 11-3	College World Series
6/19	NYU	W, 4-1	College World Series
6/20	Tulsa	W, 10-1	College World Series

1970 (30-22)

Head Coach: Bobby Winkles

WAC Record: 9-9 (2nd)

2/27	San Diego State	L, 5-7	
2/28	San Diego State	W, 5-2	
2/28	San Diego State	L, 1-4	
3/7	San Fernando State	W, 1-0	
3/7	San Fernando State	L, 1-2	
3/7	San Fernando State	W, 9-3	
3/12	Chapman	L, 3-4	
3/13	Chapman	L, 1-5	
3/14	Chapman	L, 4-5	
3/14	Chapman	W, 10-3	
3/19	Wyoming	W, 6-0	
3/20	Wyoming	W, 6-2	
3/21	Wyoming	W, 7-0	
3/21	Wyoming	W, 7-6	
3/23	Oregon State	W, 10-3	Riverside Tournament
3/23	Stanford	L, 0-1	Riverside Tournament
3/24	St. Johns	W, 7-2	Riverside Tournament
3/25	UC Riverside	W, 13-6	Riverside Tournament
3/27	Air Force	W, 3-0	Riverside Tournament
3/27	Tulsa	L, 10-11	Riverside Tournament
3/28	USC	L, 2-5	Riverside Tournament
3/30	Wisconsin	L, 1-6	
3/30	Oklahoma	W, 5-0	
3/31	Wisconsin	W, 7-5	
4/1	Oklahoma	L, 3-12	
4/1	Wisconsin	W, 14-6	
4/2	Wisconsin	L, 9-10	
4/3	Wisconsin	W, 8-4	
4/4	Wisconsin	W, 1-0	
4/4	Wisconsin	W, 17-7	
4/7	NAU	W, 2-1	
4/10	New Mexico	L, 1-4	WAC Game
4/11	New Mexico	W, 7-2	WAC Game
4/11	New Mexico	W, 10-3	WAC Game



ALL-TIME RESULTS

continued

3/18	Loyola (New Orleans)	W, 8-0
3/19	Loyola (New Orleans)	W, 5-4
3/20	Loyola (New Orleans)	L, 1-3
3/20	Loyola (New Orleans)	W, 13-7
3/22	Oklahoma	W, 14-5
3/23	Kansas State	W, 7-0
3/24	Stanford	W, 13-3
3/25	UC Riverside	W, 11-0
3/25	Oregon State	W, 5-4
3/26	BYU	L, 4-10
3/27	Air Force	W, 4-3
3/27	Stanford	L, 5-7
3/29	Wyoming	W, 5-3
3/30	Wyoming	W, 8-6
3/31	Wyoming	W, 10-1
4/1	Wyoming	W, 17-6
4/2	Milwaukee Brewers	L, 2-4
4/7	LaVerne	L, 4-12
4/8	LaVerne	L, 4-5
4/9	LaVerne	W, 3-1
4/12	Wisconsin	W, 11-2
4/13	Wisconsin	W, 12-0
4/14	Wisconsin	W, 7-2
4/16	at Arizona	W, 1-0
4/17	at Arizona	W, 6-3
4/17	at Arizona	W, 6-5
4/19	Grand Canyon	W, 3-1
4/20	NAU	W, 19-0
4/23	at UTEP	L, 2-10
4/24	at UTEP	W, 10-7
4/24	at UTEP	W, 9-4
4/30	Arizona	W, 7-3
5/1	Arizona	W, 11-2
5/1	Arizona	W, 9-8
5/5	Grand Canyon	W, 6-2
5/7	at New Mexico	W, 6-2
5/8	at New Mexico	L, 5-7
5/8	at New Mexico	W, 9-2
5/14	UTEP	L, 4-5
5/15	UTEP	W, 15-4
5/15	UTEP	W, 8-0
5/21	New Mexico	W, 6-5
5/22	New Mexico	W, 6-4
5/22	New Mexico	W, 8-0
5/28	BYU	W, 4-0
5/29	BYU	L, 0-3
5/29	BYU	L, 4-10

1972 (64-6)

Head Coach: Jim Brock

WAC Record: 18-0 (1st)

2/25	San Diego State	W, 11-1
2/26	San Diego State	W, 5-4
2/26	San Diego State	W, 13-0
2/28	Cal Poly Pomona	W, 6-5
2/29	Cal Poly Pomona	W, 8-2
3/3	San Fernando State	W, 22-0
3/4	San Fernando State	W, 7-4
3/4	San Fernando State	W, 8-7
3/6	Michigan	W, 26-1
3/7	Michigan	W, 2-0
3/8	Michigan	W, 8-3
3/9	Chapman	W, 1-0
3/10	Chapman	L, 4-10
3/11	Chapman	W, 9-0
3/11	Chapman	W, 8-3
3/16	Northern Colorado	W, 16-0
3/16	California Angels	W, 6-5
3/17	Northern Colorado	W, 10-2
3/18	Northern Colorado	W, 4-0
3/18	Northern Colorado	W, 14-1
3/20	Santa Clara	W, 5-2
3/21	South Carolina	W, 5-1
3/22	Tennessee	W, 11-5
3/22	Stanford	W, 7-2
3/23	UC Riverside	W, 5-0
3/24	Cornell	L, 1-3
3/25	UCLA	W, 12-1
3/25	Stanford	L, 2-9
3/27	Wyoming	W, 6-5
3/28	Wyoming	W, 15-4
3/29	Wyoming	W, 14-4
3/30	Wyoming	W, 5-3
3/31	LaVerne	W, 8-5

Riverside Tournament
Riverside Tournament
Riverside Tournament
Riverside Tournament
Riverside Tournament
Riverside Tournament
Riverside Tournament

Exhibition

WAC Game
WAC Game

WAC Game

WAC Game

WAC Game

WAC Game

WAC Game

WAC Game

WAC Game

WAC Game

WAC Game

WAC Game

WAC Game

WAC Game

WAC Game

WAC Game

WAC Game

WAC Game

WAC Game

WAC Game

WAC Game

WAC Game

WAC Game

WAC Game

WAC Game

WAC Game

WAC Game

WAC Game

WAC Game

WAC Game

WAC Game

WAC Game

WAC Game

WAC Game

WAC Game

WAC Game

WAC Game

WAC Game

WAC Game

WAC Game

WAC Game

WAC Game

WAC Game

WAC Game

WAC Game

WAC Game

WAC Game

WAC Game

WAC Game

WAC Game

WAC Game

WAC Game

WAC Game

WAC Game

WAC Game

WAC Game

WAC Game

3/31	Milwaukee Brewers	L, 1-8
4/1	LaVerne	W, 5-0
4/1	LaVerne	W, 4-3 (14)
4/3	Wisconsin	W, 9-4
4/4	Wisconsin	W, 10-3
4/5	Wisconsin	W, 7-2
4/7	New Mexico	W, 10-3
4/8	New Mexico	W, 9-0
4/8	New Mexico	W, 11-4
4/11	Grand Canyon	W, 4-1
4/14	at UTEP	W, 10-4
4/15	at UTEP	W, 6-4
4/15	at UTEP	W, 12-1
4/20	Arizona	W, 4-0
4/21	Arizona	W, 3-2 (12)
4/22	Arizona	W, 3-2 (11)
4/28	at New Mexico	W, 1-0
4/29	at New Mexico	W, 13-0
4/29	at New Mexico	W, 10-2
5/2	NAU	W, 4-0
5/5	UTEP	W, 30-0
5/6	UTEP	W, 16-0
5/6	UTEP	W, 8-0
5/8	Grand Canyon	W, 3-0
5/9	NAU	W, 5-0
5/11	at Arizona	W, 6-0
5/12	at Arizona	W, 9-4
5/13	at Arizona	W, 7-3
5/26	at BYU	L, 5-6 (10)
5/27	at BYU	W, 20-5
5/27	at BYU	W, 21-7
6/1	Weber State	W, 8-1
6/2	Weber State	W, 5-0
6/10	Iowa	W, 2-1
6/11	Oklahoma	W, 1-0
6/12	USC	W, 3-0
6/14	Temple	W, 1-0
6/15	USC	L, 1-3
6/16	USC	L, 0-1

1973 (59-8)

Head Coach: Jim Brock

WAC Record: 16-1 (1st)

2/16	UC Irvine	L, 2-4 (10)
2/17	UC Irvine	W, 2-1 (8)
2/17	UC Irvine	W, 5-3
2/24	Long Beach State	W, 5-3 (7)
2/24	Long Beach State	W, 8-6
2/25	Long Beach State	W, 7-1
2/26	Cal Poly Pomona	W, 2-1 (14)
2/27	Cal Poly Pomona	W, 5-4
2/28	Cal Poly Pomona	W, 14-13
3/2	Cal State Northridge	W, 9-0
3/3	Cal State Northridge	L, 2-3 (7)
3/3	Cal State Northridge	W, 5-2
3/5	Michigan	W, 11-1
3/6	Michigan	W, 5-2
3/7	Michigan	W, 5-3
3/8	Chapman	W, 3-0
3/9	Wyoming	W, 7-4
3/9	Chapman	W, 6-1
3/10	Chapman	W, 13-1 (7)
3/10	Wyoming	W, 15-5
3/15	USC	W, 4-2
3/16	USC	W, 8-4
3/17	USC	W, 12-5
3/20	Colorado	W, 7-4
3/20	Milwaukee Brewers	W, 9-7
3/22	Oakland A's	L, 1-4 (6)
3/22	California Angels	W, 3-2
3/23	Weber State	W, 7-3
3/24	Oklahoma	W, 9-8 (8)
3/24	Oklahoma	W, 4-3 (13)
3/26	USC	L, 1-3
3/27	UC Riverside	W, 11-3
3/28	Massachusetts	W, 7-6 (15)
3/28	Stanford	W, 18-2
3/29	Hawaii	W, 7-3
3/30	Washington State	W, 8-0
3/31	Vanderbilt	L, 4-6
3/31	USC	L, 0-2 (12)
4/5	at Arizona	W, 9-2
4/6	at Arizona	W, 13-10 (10)
4/7	at Arizona	W, 7-4

4/10	NAU	W, 6-3
4/13	UTEP	W, 5-2
4/14	UTEP	W, 25-3
4/14	UTEP	W, 9-4
4/16	LaVerne	W, 7-3
4/17	LaVerne	W, 13-4
4/18	LaVerne	W, 6-4
4/20	New Mexico	W, 13-1
4/21	New Mexico	W, 12-6
4/21	New Mexico	W, 5-4
4/24	Grand Canyon	W, 21-3
4/27	at UTEP	W, 20-7
4/28	at UTEP	W, 17-2 (7)
4/28	at UTEP	W, 13-3
5/4	at New Mexico	W, 21-5
5/4	at New Mexico	W, 11-4 (7)
5/7	Grand Canyon	W, 4-1
5/10	Arizona	W, 10-7
5/11	Arizona	W, 14-1
5/12	Arizona	L, 4-5
5/22	BYU	W, 9-0
5/23	BYU	W, 11-0
6/1	Denver	W, 14-1
6/2	Denver	W, 14-0
6/8	Penn State	W, 3-1
6/10	Minnesota	W, 3-0
6/11	USC	L, 1-3
6/12	Texas	W, 6-5
6/13	USC	L, 3-4

1974 (39-24)

Head Coach: Jim Brock

WAC Record: 12-6 (2nd)

2/15	Stanford	L, 6-7
2/16	Stanford	W, 9-4
2/16	Stanford	W, 2-0
2/18	UCLA	W, 7-2
2/18	UCLA	L, 6-7 (12)
2/19	UCLA	W, 14-2 (7)
2/22	UC Irvine	L, 2-4
2/23	UC Irvine	W, 7-1 (7)
2/23	UC Irvine	L, 4-6
2/26	UNLV	W, 11-1
2/27	UNLV	W, 15-0
3/1	Cal State Northridge	W, 4-3
3/1	Cal State Northridge	L, 3-4
3/2	Cal State Northridge	W, 7-0
3/4	Chapman	L, 5-14
3/5	Chapman	W, 3-2
3/6	Chapman	W, 10-1
3/9	Santa Clara	L, 2-3
3/10	Santa Clara	W, 6-5
3/10	Santa Clara	W, 10-4
3/11	California Angels	W, 3-2
3/12	Milwaukee Brewers	L, 2-5
3/14	Wyoming	W, 12-2
3/15	Chicago Cubs	L, 7-10
3/15	Oklahoma	L, 4-11
3/16	Oklahoma	W, 4-3
3/16	Oklahoma	L, 6-10
3/18	Colorado	W, 9-6
3/20	at Cal State Fullerton	W, 13-3
3/21	at Long Beach State	W, 5-4
3/22	at USC	W, 12-10
3/23	at UC Irvine	L, 5-6
3/23	at USC	L, 9-14
3/25	at UC Riverside	W, 5-2
3/26	Oregon	W, 8-3
3/27	BYU	W, 11-2
3/27	Tulane	W, 9-2
3/28	Wisconsin	L, 7-8
3/29	Stanford	L, 10-12
3/30	UCLA	W, 5-0
3/30	Stanford	W, 6-3
4/5	at UTEP	L, 5-7
4/6	at UTEP	W, 36-10
4/6	at UTEP	W, 11-5
4/7	USC	L, 4-6
4/8	LaVerne	L, 1-8
4/9	LaVerne	L, 3-11
4/10	LaVerne	L, 2-12
4/12	New Mexico	W, 12-1
4/13	New Mexico	W, 11-1
4/13	New Mexico	W, 11-0

4/16	NAU	W, 6-0
4/18	Arizona	L, 0-6
4/19	Arizona	W, 6-4
4/20	Arizona	W, 6-3
4/23	Grand Canyon	W, 6-2
4/26	UTEP	W, 3-2
4/27	UTEP	W, 11-8
4/27	UTEP	W, 4-0
5/3	at New Mexico	W, 1-0
5/4	at New Mexico	W, 10-2
5/4	at New Mexico	W, 11-0
5/7	Grand Canyon	L, 2-4
5/9	at Arizona	L, 3-14
5/10	at Arizona	L, 9-14
5/11	at Arizona	L, 1-11

1975 (61-13)

Head Coach: Jim Brock

WAC Record: 16-2 (1st)

2/10	UC Santa Barbara	W, 9-1	
2/11	UC Santa Barbara	L, 3-6	
2/13	Stanford	W, 18-8	
2/14	Stanford	W, 10-8	
2/15	Stanford	W, 4-3	
2/17	UC Riverside	W, 7-0	
2/17	UC Riverside	W, 8-4	
2/18	UC Riverside	W, 10-0	
2/20	CS Dominguez Hills	W, 4-1	
2/21	UC Irvine	W, 5-1	
2/22	UC Irvine	W, 9-0	
2/22	UC Irvine	W, 7-5	
2/24	Cal State Fullerton	L, 6-7	
2/25	Cal State Fullerton	W, 7-2	
2/28	Cal State Fullerton	W, 4-3	
2/28	Cal State Northridge	W, 7-2	
3/1	Cal State Northridge	W, 4-3	
3/1	Cal State Northridge	W, 5-4	
3/3	Chapman	L, 5-7	
3/4	Chapman	W, 9-4	
3/5	Chapman	W, 2-1	
3/5	UCLA	W, 15-3	
3/6	LaVerne	W, 8-1	
3/7	LaVerne	W, 5-2	
3/7	Santa Clara	W, 4-3	
3/8	Santa Clara	W, 7-4	
3/10	Azusa Pacific	W, 5-3	
3/11	Azusa Pacific	W, 8-0	
3/13	Wyoming	W, 15-3	
3/14	at UNLV	W, 9-5	
3/18	at LaVerne	W, 13-2	
3/19	at Cal State Fullerton	L, 8-10	
3/20	at USC	L, 3-4	
3/21	at USC	W, 3-0	
3/25	USC	L, 6-10	Best In West Tourney
3/26	Cal State Los Angeles W,	16-3	Best In West Tourney
3/27	BYU	W, 15-6	Best In West Tourney
3/28	BYU	W, 17-2	Best In West Tourney
3/29	USC	W, 2-1	Best In West Tourney
4/4	New Mexico	W, 4-2	WAC Game
4/5	New Mexico	W, 5-2	WAC Game
4/5	New Mexico	W, 2-1	WAC Game
4/8	Grand Canyon	W, 4-3	
4/11	at UTEP	W, 9-1	WAC Game
4/12	at UTEP	W, 12-0	WAC Game
4/12	at UTEP	W, 18-6	WAC Game
4/15	Grand Canyon	W, 3-0	
4/17	at Arizona	W, 9-1	WAC Game
4/18	at Arizona	W, 17-7	WAC Game
4/19	at Arizona	W, 17-7	WAC Game
4/21	at Oklahoma	L, 2-11	
4/21	at Oklahoma	W, 4-3	
4/22	at Tulsa	L, 3-4	
4/25	UTEP	W, 9-2	WAC Game
4/26	UTEP	W, 27-4	WAC Game
4/26	UTEP	W, 10-1	WAC Game
5/2	at New Mexico	W, 6-1	WAC Game
5/3	at New Mexico	W, 18-4	WAC Game
5/3	at New Mexico	W, 4-0	WAC Game
5/6	NAU	W, 6-1	
5/8	Arizona	L, 0-7	WAC Game
5/9	Arizona	W, 8-4	WAC Game
5/10	Arizona	L, 4-12	WAC Game
5/15	BYU	W, 4-2	WAC Playoffs
5/16	BYU	W, 12-1	WAC Playoffs



5/23	Washington State	W, 18-2	NCAA Regional (Tempe)
5/24	Puget Sound	W, 20-3	NCAA Regional (Tempe)
5/25	Washington State	L, 7-8	NCAA Regional (Tempe)
5/25	Washington State	W, 5-1	NCAA Regional (Tempe)
6/6	Cal State Fullerton	W, 5-3	College World Series
6/8	Texas	W, 5-2	College World Series
6/11	South Carolina	L, 3-6	College World Series
6/12	Oklahoma	W, 1-0	College World Series
6/13	South Carolina	L, 1-4	College World Series

1976 (64-10)

Head Coach: Jim Brock

WAC Record: 17-1 (1st)

2/13	Cal State Northridge	L, 5-7	
2/14	Cal State Northridge	W, 10-4	
2/14	Cal State Northridge	W, 8-6	
2/18	Cal St. Dominguez Hills	W, 8-1	
2/19	Cal St. Dominguez Hills	W, 26-0	
2/21	at UNLV	W, 7-4	
2/22	at UNLV	W, 14-7	
2/27	Cal State Fullerton	W, 6-4	
2/28	Cal State Fullerton	W, 5-4	
3/1	Chapman	W, 11-6	
3/2	Chapman	L, 0-7	
3/2	Chapman	W, 9-1	
3/5	UC Riverside	W, 6-2	
3/6	UC Riverside	L, 5-12	
3/6	UC Riverside	W, 4-0	
3/8	La Verne	W, 12-6	
3/9	La Verne	L, 7-10	
3/9	La Verne	W, 10-7	
3/11	Oklahoma	W, 4-0	
3/11	Wyoming	W, 7-3	
3/12	Oklahoma	W, 8-3	
3/13	Oklahoma	W, 5-2	
3/15	at Texas	L, 3-4	
3/15	at Texas	L, 2-4	
3/16	at Texas	W, 6-0	
3/16	at Texas	W, 7-1	
3/18	at Tulsa	W, 14-9	
3/18	at Tulsa	W, 12-5	
3/20	at Oklahoma	W, 19-5	
3/20	at Oklahoma	W, 7-5	
3/23	Oregon State	W, 11-9	Riverside Invitational
3/23	BYU	W, 4-0	Riverside Invitational
3/24	Tulsa	W, 7-3	Riverside Invitational
3/25	Delaware	W, 13-5	Riverside Invitational
3/25	UC Riverside	W, 13-2	Riverside Invitational
3/26	Stanford	W, 8-2	Riverside Invitational
3/27	Eastern Michigan	L, 6-7	Riverside Invitational
3/28	Stanford	W, 13-0	Riverside Invitational
3/31	Washington State	W, 13-3	Best In West Tourney
4/1	BYU	W, 8-3	Best In West Tourney
4/2	Grand Canyon	W, 12-4	Best In West Tourney
4/2	Oregon State	W, 9-8	Best In West Tourney
4/3	UNLV	W, 9-8	Best In West Tourney
4/4	Grand Canyon	W, 7-3	Best In West Tourney
4/8	Arizona	W, 7-2	WAC Game
4/9	Arizona	W, 11-9	WAC Game
4/10	Arizona	W, 6-5	WAC Game
4/13	Northern Arizona	W, 8-0	WAC Game
4/16	at New Mexico	W, 9-2	WAC Game
4/17	at New Mexico	L, 4-6	WAC Game
4-18	at New Mexico	W, 6-2	WAC Game
4/23	UTEP	W, 21-0	WAC Game
4/24	UTEP	W, 11-2	WAC Game
4/24	UTEP	W, 20-0	WAC Game
4/27	at Grand Canyon	W, 10-1	
4/29	New Mexico	W, 12-3	WAC Game
4/30	New Mexico	W, 11-3	WAC Game
5/1	New Mexico	W, 13-8	WAC Game
5/7	at UTEP	W, 10-5	WAC Game
5/8	at UTEP	W, 9-0	WAC Game
5/8	at UTEP	W, 17-1	WAC Game
5/13	at Arizona	W, 2-1	WAC Game
5/14	at Arizona	W, 9-4	WAC Game
5/15	at Arizona	W, 14-9	WAC Game
5/20	BYU	W, 13-4	WAC Playoffs
5/21	BYU	W, 19-5	WAC Playoffs
5/28	Gonzaga	W, 13-2	NCAA Regional (Tempe)
5/29	Memphis State	W, 11-4	NCAA Regional (Tempe)
5/30	Minnesota	W, 12-5	NCAA Regional (Tempe)
6/12	Arizona	W, 7-6	College World Series
6/13	Eastern Michigan	L, 1-2	College World Series
6/15	Washington State	W, 9-3	College World Series
6/16	Maine	W, 7-0	College World Series
6/18	Arizona	L, 1-5	College World Series

1977 (57-12) National Champions

Head Coach: Jim Brock

WAC Record: 15-3 (1st)			
2/16	Azusa Pacific	W, 12-7	
2/16	Azusa Pacific	W, 15-3 (7)	
2/18	Loyola Marymount	W, 4-2	
2/19	Loyola Marymount	W, 9-4 (7)	
2/19	Loyola Marymount	W, 10-1	
2/21	Chapman	W, 7-5 (7)	
2/21	Chapman	W, 7-6	
2/22	Chapman	W, 22-8	
2/25	Cal State Fullerton	W, 5-4 (7)	
2/26	Cal State Fullerton	W, 7-3	
2/26	Cal State Fullerton	L, 8-9	
2/28	LaVerne	W, 9-8	
3/1	LaVerne	W, 8-2 (7)	
3/3	USC	W, 7-5	
3/4	USC	L, 9-12	
3/5	USC	W, 8-4	
3/6	Cal State Northridge	W, 8-6	
3/7	UNLV	W, 6-5	
3/8	UNLV	W, 7-0	
3/10	Wyoming	W, 14-0	
3/11	Fresno State	W, 6-4	
3/11	Fresno State	W, 4-3	
3/12	Fresno State	W, 9-5	
3/14	at UNLV	L, 12-14	
3/15	at UNLV	W, 13-8	
3/17	at USC	W, 10-3	
3/18	at USC	L, 8-10	
3/19	at USC	L, 6-9	
3/23	at Arizona	L, 8-9	
3/24	Grand Canyon	W, 18-8	Best In West Tourney
3/24	Pepperdine	W, 10-3	Best In West Tourney
3/25	Oregon State	W, 11-6	Best In West Tourney
3/26	Northern Arizona	W, 10-8 (7)	Best In West Tourney
3/26	Arizona	W, 8-7 (10)	Best In West Tourney
3/29	at Hawaii	L, 3-0 (7)	
3/29	at Hawaii	L, 6-0	
3/30	at Hawaii	W, 7-0	
3/30	at Hawaii	W, 13-3	
4/8	at New Mexico	W, 4-1	WAC Game
4/9	at New Mexico	L, 2-1 (17)	WAC Game
4/9	at New Mexico	L, 4-2	WAC Game
4/15	UTEP	W, 15-0 (7)	WAC Game
4/15	UTEP	W, 21-4	WAC Game
4/16	UTEP	W, 13-2	WAC Game
4/21	at Arizona	L, 6-9	WAC Game
4/22	at Arizona	W, 10-4	WAC Game
4/23	at Arizona	W, 13-6	WAC Game
4/26	Grand Canyon	W, 15-2	
4/28	New Mexico	W, 12-4	WAC Game
4/29	New Mexico	W, 11-2	WAC Game
4/30	New Mexico	W, 14-1	WAC Game
5/3	at Northern Arizona	W, 17-10	
5/6	at UTEP	W, 27-1	WAC Game
5/7	at UTEP	W, 4-2	WAC Game
5/7	at UTEP	W, 17-1	WAC Game
5/11	Arizona	W, 5-4	WAC Game
5/12	Arizona	W, 7-2	WAC Game
5/14	Arizona	W, 11-7	WAC Game
5/19	BYU	W, 7-2	WAC Playoffs
5/20	BYU	W, 8-1	WAC Playoffs
5/27	Cal State Fullerton	W, 6-2	NCAA Regional (Tempe)
5/28	Washington State	W, 11-7	NCAA Regional (Tempe)
5/29	Washington State	W, 3-2	NCAA Regional (Tempe)
6/10	Clemson	W, 10-7	NCAA Regional (Tempe)
6/13	Southern Illinois	L, 2-3	College World Series
6/14	Minnesota	W, 8-4	College World Series
6/16	South Carolina	W, 6-2	College World Series
6/17	Southern Illinois	W, 10-0	College World Series
6/18	South Carolina	W, 2-1	College World Series

1978 (56-12)

Head Coach: Jim Brock

WAC Record: 15-3 (1st)

2/11	Cal State Northridge	W, 22-8	
2/12	Cal State Northridge	W, 9-1	
2/12	Cal State Northridge	W, 7-2	
2/14	Chico State	W, 8-3	
2/16	Baylor	W, 3-1	
2/16	Baylor	W, 5-1	
2/17	Fresno State	L, 5-7	
2/18	Fresno State	W, 15-0	
2/18	Fresno State	W, 6-4	
2/20	UC Riverside	W, 11-7	
2/20	UC Riverside	W, 9-7	
2/21	UC Riverside	W, 13-5	
2/22	Azusa Pacific	W, 8-2	
2/24	Cal Poly Pomona	W, 7-4	
2/25	Cal Poly Pomona	W, 12-4	
2/25	Cal Poly Pomona	W, 12-4	

3/2	USC	W, 13-9	
3/3	USC	W, 13-7	
3/6	Chapman	L, 4-5	
3/7	Chapman	W, 17-1	
3/8	Chapman	W, 9-4	
3/11	at UNLV	L, 3-5	
3/11	at UNLV	W, 4-3	
3/12	at UNLV	W, 18-10	
3/13	LaVerne	W, 5-1	
3/14	LaVerne	W, 5-3	
3/15	Arizona	W, 8-1	Best In West Tourney
3/16	Grand Canyon	W, 18-14	Best In West Tourney
3/16	Eastern Michigan	W, 6-3	Best In West Tourney
3/18	NAU	W, 14-1	Best In West Tourney
3/19	Arizona	W, 7-4	Best In West Tourney
3/31	at USC	L, 0-11	
4/1	at USC	L, 6-11	
4/2	at USC	L, 1-10	
4/7	UTEP	W, 6-4	WAC Game
4/8	UTEP	W, 15-3	WAC Game
4/8	UTEP	W, 12-6	WAC Game
4/11	at Grand Canyon	W, 10-9	
4/14	New Mexico	W, 10-2	WAC Game
4/15	New Mexico	W, 22-3	WAC Game
4/15	New Mexico	W, 15-9	WAC Game
4/20	Arizona	W, 15-9	WAC Game
4/21	Arizona	W, 10-8	WAC Game
4/22	Arizona	W, 11-10 (10)	WAC Game
4/25	Grand Canyon	W, 9-3	
4/28	at New Mexico	L, 5-9	WAC Game
4/29	at New Mexico	W, 14-8 (10)	WAC Game
4/29	at New Mexico	W, 14-4	WAC Game
5/1	UNLV	W, 8-2	
5/2	UNLV	W, 7-6	
5/5	UTEP	W, 11-1	WAC Game
5/6	UTEP	W, 20-3	WAC Game
5/6	UTEP	W, 15-0	WAC Game
5/11	at Arizona	L, 3-5	WAC Game
5/12	at Arizona	L, 7-10	WAC Game
5/13	at Arizona	W, 11-6	WAC Game
5/18	BYU	W, 3-1	WAC Playoffs
5/19	BYU	W, 6-4	WAC Playoffs
5/26	UNLV	L, 10-17	NCAA Regional (Tempe)
5/26	Washington State	W, 14-8	NCAA Regional (Tempe)
5/27	UNLV	W, 30-5	NCAA Regional (Tempe)
5/28	Gonzaga	W, 17-1	NCAA Regional (Tempe)
5/28	Gonzaga	W, 11-4	NCAA Regional (Tempe)
6/3	St. John's	W, 13-2	College World Series
6/4	Oral Roberts	W, 7-6	College World Series
6/6	USC	L, 2-5	College World Series
6/7	Miami, Fla.	W, 13-3	College World Series
6/8	USC	L, 3-10	College World Series

1979 (32-31)

Head Coach: Jim Brock

Pac-10 Record: 8-22 (6th)

2/4	Cal St. Dominguez Hills	W, 5-2	
2/4	Cal St. Dominguez Hills	W, 13-3	
2/5	Chapman	W, 4-2	
2/6	Chapman	L, 4-7	
2/6	Chapman	W, 7-5	
2/9	Fresno State	W, 1-0	
2/10	Fresno State	W, 13-9	
2/10	Fresno State	W, 5-4	
2/12	Cal State Northridge	W, 13-12	
2/13	Cal State Northridge	W, 19-3	
2/16	Cal Poly Pomona	W, 13-5	
2/17	Cal Poly Pomona	L, 1-5	
2/17	Cal Poly Pomona	L, 7-10	
2/19	UC Riverside	W, 18-2	
2/19	UC Riverside	W, 15-0	
2/20	UC Riverside	L, 4-9	
2/23	Cal State Fullerton	W, 5-4	
2/24	Cal State Fullerton	W, 10-3	
2/25	Cal State Fullerton	L, 12-18	
2/26	LaVerne	W, 14-2	
2/27	LaVerne	L, 5-8	
3/3	at UCLA	L, 4-5 (11)	Pac-10 Game
3/3	at UCLA	L, 6-7 (11)	Pac-10 Game
3/4	at UCLA	L, 2-19	
3/6	Azusa Pacific	W, 9-4	
3/8	California	L, 1-5	Pac-10 Game
3/9	California	W, 6-4	Pac-10 Game
3/10	California	L, 5-9	Pac-10 Game
3/12	Wyoming	W, 21-0	
3/12	Oklahoma	W, 8-4	
3/13	Oklahoma	W, 13-1	
3/17	at Stanford	L, 4-8	Pac-10 Game
3/17	at Stanford	W, 12-4	Pac-10 Game
3/19	at Miami, Fla.	L, 0-9	

3/20	at Miami, Fla.	L, 1-10	
3/21	at Miami, Fla.	L, 9-11	
3/22	South Florida	W, 6-1	
3/23	South Florida	W, 3-2	
3/26	Seattle Mariners	L, 3-11	Exhibition
3/30	USC	L, 2-6	Pac-10 Game
3/31	USC	W, 5-1	Pac-10 Game
4/1	USC	W, 7-5	Pac-10 Game
4/5	at Arizona	L, 4-10	Pac-10 Game
4/6	at Arizona	L, 9-12	Pac-10 Game
4/7	at Arizona	L, 5-8	Pac-10 Game
4/10	NAU	W, 12-7	
4/12	Stanford	L, 7-15	Pac-10 Game
4/13	Stanford	W, 11-9	Pac-10 Game
4/14	Stanford	W, 19-9	Pac-10 Game
4/14	Stanford	L, 4-6	Pac-10 Game
4/17	at Grand Canyon	W, 2-1	
4/19	UCLA	L, 3-4	Pac-10 Game
4/20	UCLA	L, 4-8	Pac-10 Game
4/21	UCLA	L, 5-6	Pac-10 Game
4/24	Grand Canyon	W, 10-6	
4/27	at California	L, 5-6	Pac-10 Game
4/28	at California	W, 9-2	Pac-10 Game
4/28	at California	L, 3-6	Pac-10 Game
5/3	at USC	W, 5-3	
5/4	at USC	L, 4-6	Pac-10 Game
5/5	at USC	L, 8-13	Pac-10 Game
5/10	Arizona	L, 1-12	Pac-10 Game
5/11	Arizona	L, 6-9	Pac-10 Game
5/12	Arizona	L, 4-6	Pac-10 Game

1980 (38-25-1)

Head Coach: Jim Brock

Pac-10 Record: 15-15 (3rd)

2/4	Azusa Pacific	W, 8-4	
2/5	Azusa Pacific	W, 11-1	
2/6	Azusa Pacific	W, 8-2	
2/8	New Mexico	W, 16-2	
2/9	New Mexico	W, 13-0	
2/9	New Mexico	W, 4-3	
2/11	Cal State Northridge	W, 20-5	
2/12	Cal State Northridge	W, 12-9	
2/15	at Hawai'i	W, 13-11	
2/15	at Hawai'i	L, 7-8	
2/16	at Hawai'i	L, 6-8	
2/16	at Hawai'i	L, 12-13	
2/17	at Hawai'i	W, 8-7	
2/17	at Hawai'i	L, 2-4	
2/24	Houston	W, 11-4	
2/24	Houston	W, 5-0	
2/25	Houston	W, 9-4	
2/26	LaVerne	W, 8-3	
2/26	LaVerne	W, 5-3	
2/27	Cal St. Dominguez Hills	L, 7-9	
2/28	Cal St. Dominguez Hills	W, 16-0	
2/29	Cal State Fullerton	W, 13-10	
3/1	Cal State Fullerton	W, 8-7	
3/1	Cal State Fullerton	W, 5-3	
3/4	Chapman	W, 13-3	
3/4	Chapman	W, 15-13	
3/6	Stanford	W, 34-2	Pac-10 Game
3/7	Stanford	W, 11-10	Pac-10 Game
3/8	Stanford	W, 13-11	Pac-10 Game
3/10	Oklahoma	L, 2-8	at Las Vegas, Nev.
3/10	at UNLV	L, 7-18	
3/11	at UNLV	T, 10-10	
3/13	at California	L, 3-7	Pac-10 Game
3/14	at California	W, 4-1	Pac-10 Game
3/15	at California	L, 4-5	Pac-10 Game
3/22	UCLA	W, 4-3	Pac-10 Game
3/23	UCLA	L, 4-5	Pac-10 Game
3/24	UCLA	W, 19-4	Pac-10 Game
3/27	at USC	W, 11-8	Pac-10 Game
3/28	at USC	W, 10-5	Pac-10 Game
3/29	at USC	W, 8-6	Pac-10 Game
4/3	Arizona	W, 3-2	Pac-10 Game
4/4	Arizona	L, 5-11	Pac-10 Game
4/5	Arizona	L, 7-14	Pac-10 Game
4/7	Washington State	W, 5-3	
4/8	at Grand Canyon	L, 3-16	
4/10	California	L, 5-7	Pac-10 Game
4/11	California	L, 0-6	Pac-10 Game
4/12	California	L, 0-6	Pac-10 Game
4/19	at UCLA	W, 8-2	Pac-10 Game
4/20	at UCLA	W, 4-3	Pac-10 Game
4/21	at UCLA	L, 1-4	Pac-10 Game
4/22	UNLV	L, 4-8	
4/22	UNLV	W, 8-1	
4/25	at Stanford	L, 4-6	Pac-10 Game
4/26	at Stanford	L, 5-11	Pac-10 Game



ALL-TIME RESULTS

continued

4/27	at Stanford	L, 0-1	Pac-10 Game
5/2	USC	L, 1-3	Pac-10 Game
5/3	USC	L, 3-4	Pac-10 Game
5/4	USC	W, 13-4	Pac-10 Game
5/6	NAU	L, 6-10	
5/8	at Arizona	W, 14-8	Pac-10 Game
5/9	at Arizona	W, 8-6	Pac-10 Game
5/10	at Arizona	L, 4-22	Pac-10 Game

1981 (55-13)

National Champions

Head Coach: Jim Brock

Pac-10 Record: 26-3 (1st)

2/2	Long Beach State	W, 6-4	
2/3	Long Beach State	W, 15-9	
2/4	Long Beach State	W, 21-10	
2/6	at Cal State Fullerton	L, 1-3	
2/7	at Cal State Fullerton	L, 5-7	
2/11	UC Riverside	W, 10-5	
2/14	Wichita State	W, 12-10	
2/15	Wichita State	L, 9-10	
2/16	Wichita State	W, 11-2	
2/18	Azusa Pacific	W, 17-10	
2/19	Azusa Pacific	W, 9-0	
2/20	New Mexico	W, 16-13	
2/21	New Mexico	W, 19-15	
2/22	New Mexico	W, 10-2	
2/23	LaVerne	W, 14-4	
2/25	LaVerne	W, 12-4	
2/27	UNLV	W, 4-3	
2/28	UNLV	W, 8-3	
3/1	UNLV	W, 7-5	
3/3	BYU	W, 17-2	
3/3	BYU	L, 4-5	
3/6	at UCLA	W, 13-9	Pac-10 Game
3/7	at UCLA	W, 10-1	Pac-10 Game
3/8	at UCLA	W, 15-5	Pac-10 Game
3/10	at Fresno State	L, 5-7	
3/11	at Santa Clara	L, 0-2	
3/14	at California	W, 8-6	Pac-10 Game
3/14	at California	W, 10-6	Pac-10 Game
3/18	UTEP	W, 21-0	
3/20	USC	W, 7-4	Pac-10 Game
3/21	USC	W, 20-12	Pac-10 Game
3/22	USC	W, 10-6	Pac-10 Game
3/24	Grand Canyon	L, 3-5	
3/27	Stanford	W, 9-2	Pac-10 Game
3/28	Stanford	W, 12-7	Pac-10 Game
3/29	Stanford	W, 9-6	Pac-10 Game
3/31	Lewis-Clark State	W, 17-7	
4/2	at Arizona	L, 4-9	Pac-10 Game
4/3	at Arizona	W, 10-8	Pac-10 Game
4/4	at Arizona	W, 23-11	Pac-10 Game
4/7	Grand Canyon	W, 14-9	
4/9	California	W, 8-7	Pac-10 Game
4/10	California	W, 19-5	Pac-10 Game
4/11	California	W, 6-4	Pac-10 Game
4/12	California	W, 8-4	Pac-10 Game
4/14	NAU	L, 4-5	
4/16	at USC	W, 6-0	Pac-10 Game
4/17	at USC	W, 13-3	Pac-10 Game
4/18	at USC	W, 13-2	Pac-10 Game
4/21	at NAU	W, 7-4	
4/24	UCLA	W, 6-5 (10)	Pac-10 Game
4/25	UCLA	W, 10-9 (10)	Pac-10 Game
4/26	UCLA	W, 14-9	Pac-10 Game
5/1	at Stanford	L, 3-18	Pac-10 Game
5/2	at Stanford	L, 4-9	Pac-10 Game
5/3	at Stanford	L, 4-16	Pac-10 Game
5/7	Arizona	W, 10-6	Pac-10 Game
5/8	Arizona	W, 13-4	Pac-10 Game
5/9	Arizona	W, 6-5	Pac-10 Game
5/22	Gonzaga	W, 9-6	NCAA Regional (Tempe)
5/23	Cal State Fullerton	W, 18-9	NCAA Regional (Tempe)
5/24	Cal State Fullerton	W, 12-7	NCAA Regional (Tempe)
5/30	Texas	W, 11-2	College World Series
6/2	Mississippi State	W, 4-3	College World Series
6/5	Oklahoma State	L, 10-11 (13)	College World Series
6/6	South Carolina	W, 10-7	College World Series
6/7	Texas	W, 12-3	College World Series
6/8	Oklahoma State	W, 7-4	College World Series

1982 (57-16)

Head Coach: Jim Brock

Pac-10 Record: 23-5 (1st)

2/1	Chico State	W, 12-7	
2/2	Chico State	W, 17-1	
2/3	UC Santa Barbara	W, 9-7	
2/4	UC Santa Barbara	W, 14-3	
2/5	Grand Canyon	W, 11-3	
2/6	at Grand Canyon	W, 8-5	
2/6	at Grand Canyon	L, 4-5	
2/9	Cal State Northridge	L, 2-3	
2/9	Cal State Northridge	W, 6-3	
2/12	Chapman	W, 9-5	
2/13	Chapman	W, 6-4	
2/13	Chapman	W, 5-4	
2/15	LaVerne	W, 16-0	
2/16	LaVerne	W, 15-7	
2/17	LaVerne	W, 14-2	
2/18	Wichita State	W, 7-1	
2/19	Wichita State	W, 3-2	
2/20	Wichita State	W, 18-0	
2/22	Cal St. Dominguez Hills	W, 13-3	
2/23	Cal St. Dominguez Hills	W, 23-4	
2/26	Arizona	L, 5-8	Pac-10 Game
2/27	Arizona	W, 5-4 (14)	Pac-10 Game
2/28	Arizona	W, 9-5	Pac-10 Game
3/1	at Hawai'i	W, 2-1 (11)	
3/2	at Hawai'i	L, 0-4	
3/2	at Hawai'i	W, 6-4	
3/3	at Hawai'i	W, 5-3	
3/7	at Lamar	W, 4-1	
3/7	at Lamar	L, 0-1	Lamar victory vacated
3/9	Mesa (Co.) College	W, 11-10	
3/10	at Seattle Mariners	L, 0-12	Exhibition
3/13	at UCLA	W, 4-2	Pac-10 Game
3/14	at UCLA	W, 4-3	Pac-10 Game
3/19	at UNLV	W, 6-0	Pac-10 Game
3/20	at UNLV	L, 7-11	
3/21	at UNLV	W, 8-6	
3/27	at USC	L, 3-4	Pac-10 Game
3/27	at USC	W, 4-3	Pac-10 Game
3/28	at USC	W, 10-4	Pac-10 Game
4/2	Stanford	W, 15-4	Pac-10 Game
4/23	Stanford	W, 8-7	Pac-10 Game
4/4	Stanford	W, 19-5	Pac-10 Game
4/8	USC	W, 23-4	Pac-10 Game
4/9	USC	W, 1-0	Pac-10 Game
4/10	USC	W, 5-4	Pac-10 Game
4/12	Grand Canyon	W, 17-7	
4/16	at California	W, 10-3	Pac-10 Game
4/17	at California	L, 1-2	Pac-10 Game
4/18	at California	W, 9-5	Pac-10 Game
4/19	at Stanford	L, 0-8	Pac-10 Game
4/20	at Stanford	W, 12-7	Pac-10 Game
4/21	at Stanford	W, 15-3	Pac-10 Game
4/23	UNLV	W, 11-2	
4/24	UNLV	W, 13-7	
4/27	Grand Canyon	W, 10-1	
4/29	UCLA	W, 6-2	Pac-10 Game
4/30	UCLA	W, 10-4	Pac-10 Game
5/1	UCLA	W, 18-4	Pac-10 Game
5/2	UCLA	W, 9-2	Pac-10 Game
5/3	California	W, 20-1	Pac-10 Game
5/8	at Wichita State	W, 9-8	
5/9	at Wichita State	L, 4-15	
5/9	at Wichita State	L, 2-6	
5/13	Arizona	W, 6-4	Pac-10 Game
5/14	at Arizona	W, 7-4	Pac-10 Game
5/15	at Arizona	L, 4-5 (10)	Pac-10 Game
5/21	Miami, Fla.	L, 6-8	
5/22	Miami, Fla.	W, 3-1	
5/23	Miami, Fla.	W, 8-7	
5/28	San Diego State	W, 6-1	NCAA Regional (Tempe)
5/29	Cal State Fullerton	L, 9-10	NCAA Regional (Tempe)
5/30	Houston	W, 9-5	NCAA Regional (Tempe)
5/30	Cal State Fullerton	L, 7-8	NCAA Regional (Tempe)

1983 (44-24)

Head Coach: Jim Brock

Pac-10 Record: 17-13 (2nd)

1/31	Cal State Los Angeles	W, 7-4	
2/1	Cal State Los Angeles	W, 18-3	
2/2	Cal State Los Angeles	W, 10-5	
2/4	at Miami, Fla.	W, 4-3	

2/5	at Miami, Fla.	L, 5-16	
2/6	at Miami, Fla.	L, 5-13	
2/8	Cal State Northridge	W, 7-5	
2/8	Cal State Northridge	W, 2-0	
2/9	UC Riverside	W, 2-1 (10)	
2/11	New Mexico	W, 5-2	
2/12	New Mexico	W, 17-1	
2/12	New Mexico	W, 9-2	
2/14	LaVerne	W, 11-3	
2/15	LaVerne	W, 19-1	
2/17	UTEP	W, 7-3	
2/18	UC Santa Barbara	W, 8-2	
2/19	UC Santa Barbara	W, 18-2	
2/19	UC Santa Barbara	W, 11-1	
2/25	California	W, 9-0	Pac-10 Game
2/26	California	W, 11-2	Pac-10 Game
2/27	California	L, 4-5	Pac-10 Game
3/6	at USC	L, 3-7	Pac-10 Game
3/6	at USC	L, 5-6	Pac-10 Game
3/7	at USC	W, 3-2	Pac-10 Game
3/8	Mesa (Co.) College	W, 10-5	
3/11	UCLA	W, 4-3	Pac-10 Game
3/12	UCLA	L, 6-7	Pac-10 Game
3/13	UCLA	L, 4-5 (10)	Pac-10 Game
3/15	at UNLV	W, 16-8	
3/16	at UNLV	W, 8-7	
3/18	at Texas	L, 2-11	
3/19	at Texas	L, 0-6	
3/25	at Stanford	L, 8-9	Pac-10 Game
3/26	at Stanford	L, 5-6	Pac-10 Game
3/28	at Stanford	L, 2-23	Pac-10 Game
3/31	at California	W, 4-1	Pac-10 Game
4/1	at California	W, 4-2	Pac-10 Game
4/2	at California	L, 2-7	Pac-10 Game
4/5	Grand Canyon	W, 10-5	
4/7	at Arizona	L, 3-4	Pac-10 Game
4/8	at Arizona	W, 14-7	Pac-10 Game
4/9	at Arizona	W, 3-2	Pac-10 Game
4/15	USC	W, 9-5	Pac-10 Game
4/16	USC	W, 13-5	Pac-10 Game
4/17	USC	W, 11-7	Pac-10 Game
4/22	Stanford	W, 2-0	Pac-10 Game
4/23	Stanford	W, 10-1	Pac-10 Game
4/24	Stanford	L, 7-9	Pac-10 Game
4/26	at Grand Canyon	L, 6-8	
4/30	at UCLA	W, 6-4	Pac-10 Game
5/1	at UCLA	W, 5-2	Pac-10 Game
5/1	at UCLA	W, 10-5	Pac-10 Game
5/4	UNLV	L, 7-8	
5/4	UNLV	W, 15-2	
5/5	Grand Canyon	L, 3-8	
5/11	Arizona	W, 9-5	Pac-10 Game
5/12	Arizona	L, 2-5	Pac-10 Game
5/13	Arizona	L, 3-5 (10)	Pac-10 Game
5/14	at Hawai'i	W, 7-6	
5/15	at Hawai'i	L, 5-15	
5/16	at Hawai'i	L, 3-5	
5/27	BYU	W, 19-11	NCAA Regional (Tempe)
5/28	Cal State Fullerton	W, 8-0	NCAA Regional (Tempe)
5/29	Fresno State	W, 7-2	NCAA Regional (Tempe)
6/4	Alabama	L, 0-1	College World Series
6/5	Maine	W, 7-0	College World Series
6/8	Oklahoma State	W, 6-5	College World Series
6/10	Alabama	L, 0-6	College World Series

1984 (55-20)

Head Coach: Jim Brock

Pac-10 Record: 23-7 (1st)

2/1	Cal State Los Angeles	W, 8-3	
2/2	Cal State Los Angeles	W, 8-0	
2/3	Cal Poly Pomona	L, 6-7	
2/4	Cal Poly Pomona	W, 13-10	
2/4	Cal Poly Pomona	W, 6-3	
2/6	Lubbock Christian	W, 12-2	
2/7	Lubbock Christian	L, 9-10	
2/8	Lubbock Christian	W, 5-3	
2/10	New Mexico	W, 5-1	
2/11	New Mexico	W, 9-5	
2/11	New Mexico	W, 5-2	
2/16	Pepperdine	W, 15-4	
2/17	Pepperdine	W, 11-6	
2/18	Pepperdine	L, 7-9	
2/23	Texas	L, 4-6	
2/24	Texas	W, 4-0	

2/25	Texas	W, 6-5	
2/27	Oklahoma State	W, 9-5	
2/28	Oklahoma State	W, 4-0	
2/1	Oklahoma State	W, 10-9	
3/2	at Hawai'i	L, 3-4	
3/3	at Hawai'i	L, 3-8	
3/3	at Hawai'i	W, 13-7	
3/4	at Hawai'i	W, 5-4	
3/6	Grand Canyon	L, 4-15	
3/7	Mesa State	W, 6-3	
3/9	Arizona	W, 7-4	Pac-10 Game
3/10	Arizona	W, 11-1	Pac-10 Game
3/11	Arizona	W, 7-2	Pac-10 Game
3/13	at Texas	L, 5-6	
3/14	at Texas	L, 2-3	
3/16	USC	W, 9-0	Pac-10 Game
3/17	USC	L, 3-8	Pac-10 Game
3/18	USC	W, 15-2	Pac-10 Game
3/23	at California	W, 11-4	Pac-10 Game
3/24	at California	W, 10-5	Pac-10 Game
3/25	at California	W, 6-2	Pac-10 Game
3/30	UCLA	W, 13-3	Pac-10 Game
3/31	UCLA	W, 11-6	Pac-10 Game
4/1	UCLA	W, 14-13	Pac-10 Game
4/6	at Stanford	W, 12-2	Pac-10 Game
4/7	at Stanford	W, 7-6	Pac-10 Game
4/8	at Stanford	W, 7-7	Pac-10 Game
4/10	at Grand Canyon	L, 5-8	
4/13	at USC	L, 7-8	Pac-10 Game
4/14	at USC	L, 4-12	Pac-10 Game
4/15	at USC	W, 7-6	Pac-10 Game
4/17	Grand Canyon	W, 9-4	
4/18	California Lutheran	W, 9-1	
4/19	California	W, 14-9	Pac-10 Game
4/20	California	L, 6-7	Pac-10 Game
4/21	California	W, 10-2	Pac-10 Game
4/23	LaVerne	W, 7-3	
4/24	LaVerne	W, 22-0	
4/27	at UCLA	W, 11-5	Pac-10 Game
4/28	at UCLA	W, 19-10	Pac-10 Game
4/29	at UCLA	W, 8-5	Pac-10 Game
5/1	UNLV	W, 9-8	
5/1	UNLV	W, 10-4	
5/4	Stanford	W, 8-7	Pac-10 Game
5/5	Stanford	L, 4-6	Pac-10 Game
5/6	Stanford	L, 11-13	Pac-10 Game
5/11	at Arizona	W, 8-5	Pac-10 Game
5/12	at Arizona	W, 6-4	Pac-10 Game
5/13	at Arizona	L, 5-9	Pac-10 Game
5/17	North Carolina	W, 6-4	
5/18	North Carolina	L, 1-3	
5/19	North Carolina	W, 9-6	
5/25	Washington State	W, 8-4	NCAA Regional (Tempe)
5/26	Hawai'i	W, 15-11	NCAA Regional (Tempe)
5/27	Stanford	W, 5-4	NCAA Regional (Tempe)
6/2	Miami, Fla.	W, 9-6	College World Series
6/5	Oklahoma State	W, 23-12	College World Series
6/7	Texas	L, 4-8	College World Series
6/8	Cal State Fullerton	L, 1-6	College World Series



2/26	UC Riverside	W, 5-3	
3/1	at Stanford	L, 8-9	Pac-10 Game
3/2	at Stanford	L, 7-11	Pac-10 Game
3/3	at Stanford	L, 7-10	Pac-10 Game
3/8	California	L, 3-8	Pac-10 Game
3/9	California	L, 5-13	Pac-10 Game
3/10	California	W, 16-6	Pac-10 Game
3/11	at UC Santa Barbara	L, 1-9	
3/12	at UC Santa Barbara	L, 9-12	
3/14	UCLA	W, 9-2	Pac-10 Game
3/15	UCLA	W, 7-6	Pac-10 Game
3/16	UCLA	W, 8-1	Pac-10 Game
3/18	Nebraska	W, 10-6	
3/19	Nebraska	L, 5-11	
3/20	Nebraska	W, 12-11	
3/22	at USC	W, 9-7	Pac-10 Game
3/23	at USC	L, 3-8	Pac-10 Game
3/24	at USC	W, 11-9	Pac-10 Game
3/26	UCLA	W, 9-3	Riverside Tournament
3/27	Oregon State	L, 2-13	Riverside Tournament
3/27	Harvard	W, 5-3	Riverside Tournament
3/28	Missouri	W, 14-7	Riverside Tournament
3/29	San Diego State	L, 4-9	Riverside Tournament
3/29	Air Force	W, 13-1	Riverside Tournament
3/30	UC Riverside	W, 8-6	Riverside Tournament
4/5	at Arizona	L, 12-13	Pac-10 Game
4/6	at Arizona	W, 19-10	Pac-10 Game
4/7	at Arizona	L, 4-11	Pac-10 Game
4/12	USC	W, 12-4	Pac-10 Game
4/13	USC	W, 7-5	Pac-10 Game
4/14	USC	W, 14-10	Pac-10 Game
4/19	at California	L, 6-7	Pac-10 Game
4/20	at California	W, 8-7	Pac-10 Game
4/21	at California	L, 4-12	Pac-10 Game
4/26	at UCLA	W, 9-8	Pac-10 Game
4/27	at UCLA	L, 10-11	Pac-10 Game
4/28	at UCLA	L, 5-6	Pac-10 Game
4/30	UNLV	W, 5-3	
4/30	UNLV	L, 3-6	
5/3	Stanford	L, 8-15	Pac-10 Game
5/4	Stanford	W, 13-8	Pac-10 Game
5/5	Stanford	W, 13-8	Pac-10 Game
5/10	Arizona	W, 13-3	Pac-10 Game
5/11	Arizona	L, 5-7	Pac-10 Game
5/12	Arizona	W, 15-3	Pac-10 Game

1986 (34-28)

Head Coach: Jim Brock

Pac-10 Record: 11-19 (5th)

1/31	Cal Poly Pomona	W, 10-7	
2/1	Cal Poly Pomona	W, 7-0	
2/1	Cal Poly Pomona	W, 6-5	
2/3	Lubbock Christian	W, 7-6	
2/4	Lubbock Christian	W, 23-7	
2/5	Lubbock Christian	W, 15-4	
2/7	at Hawai'i	L, 5-6	
2/8	at Hawai'i	W, 8-7	
2/9	at Hawai'i	L, 1-11	
2/12	Chapman	W, 10-7	
2/13	Chapman	L, 4-5	
2/14	Loyola Marymount	L, 2-8	
2/15	Loyola Marymount	W, 9-7	
2/15	Loyola Marymount	L, 5-8	
2/17	UC Riverside	W, 14-13	
2/18	UC Riverside	W, 7-5	
2/21	Oklahoma	W, 6-5	
2/22	Oklahoma	W, 10-4	
2/22	Oklahoma	W, 8-4	
2/24	Cal State Northridge	W, 19-2	
2/25	Cal State Northridge	W, 9-5	
2/28	UCLA	L, 4-6	Pac-10 Game
3/1	UCLA	W, 12-8	Pac-10 Game
3/2	UCLA	W, 6-5	Pac-10 Game
3/3	Azusa Pacific	W, 16-4	
3/4	Azusa Pacific	W, 15-2	
3/7	USC	L, 2-7	Pac-10 Game
3/8	USC	L, 2-5	Pac-10 Game
3/9	USC	W, 5-1	Pac-10 Game
3/11	at Texas	L, 4-12	
3/14	at UNLV	L, 5-13	
3/15	at UNLV	W, 11-6	
3/16	at UNLV	L, 4-5	
3/21	at California	L, 6-12	Pac-10 Game
3/22	at California	W, 7-4	Pac-10 Game
3/23	at California	L, 2-7	Pac-10 Game
3/25	Grand Canyon	W, 16-9	
3/27	Stanford	L, 1-7	Pac-10 Game
3/28	Stanford	W, 8-2	Pac-10 Game
3/29	Stanford	L, 0-12	Pac-10 Game
4/4	at USC	L, 2-13	Pac-10 Game
4/5	at USC	W, 11-9	Pac-10 Game
4/8	Grand Canyon	W, 6-0	
4/11	Arizona	W, 12-9	Pac-10 Game
4/12	Arizona	L, 3-5	Pac-10 Game
4/13	Arizona	W, 6-5	Pac-10 Game
4/18	at Stanford	W, 7-2	Pac-10 Game
4/19	at Stanford	L, 8-13	Pac-10 Game
4/20	at Stanford	W, 7-6	Pac-10 Game
4/21	at USC	L, 6-13	Pac-10 Game
4/22	at Grand Canyon	L, 2-3	
4/25	California	L, 2-15	Pac-10 Game
4/26	California	L, 6-29	Pac-10 Game
4/27	California	W, 7-6	Pac-10 Game
4/29	UNLV	W, 7-2	
4/29	UNLV	W, 15-4	
5/2	at UCLA	L, 2-9	Pac-10 Game
5/3	at UCLA	L, 7-9	Pac-10 Game
5/4	at UCLA	L, 4-12	Pac-10 Game
5/16	at Arizona	L, 4-9	Pac-10 Game
5/17	at Arizona	L, 2-18	Pac-10 Game
5/18	at Arizona	L, 11-22	Pac-10 Game

1987 (40-27)

Head Coach: Jim Brock

Pac-10 Record: 16-14 (2nd)

1/31	San Francisco	W, 20-1	
2/2	Cal Poly Pomona	W, 7-0	
2/3	Cal Poly Pomona	W, 4-1	
2/5	Cal State Los Angeles	W, 17-3	
2/6	Cal State Los Angeles	L, 10-11	
2/7	Cal State Los Angeles	W, 9-4	
2/12	Loyola Marymount	L, 5-8	
2/13	Loyola Marymount	L, 3-4	
2/14	Loyola Marymount	W, 13-12	
2/16	UC Riverside	W, 14-2	
2/17	UC Riverside	L, 6-8	
2/19	Texas	L, 4-7	
2/20	Texas	W, 6-5	
2/21	Texas	L, 2-11	
2/23	Cal State Northridge	L, 2-3	
2/27	at USC	L, 4-6	Pac-10 Game
2/28	at USC	L, 2-6	Pac-10 Game
3/1	at USC	L, 8-11	Pac-10 Game
3/6	UCLA	W, 11-6	Pac-10 Game
3/7	UCLA	L, 2-3	Pac-10 Game
3/8	UCLA	L, 5-12	Pac-10 Game
3/13	Hawai'i	L, 1-3	
3/14	Hawai'i	W, 9-5	
3/15	Hawai'i	W, 7-1	
3/17	Azusa Pacific	W, 6-5	
3/18	Azusa Pacific	W, 8-6	
3/20	at Arizona	W, 8-5	Pac-10 Game
3/21	at Arizona	W, 10-2	Pac-10 Game
3/22	at Arizona	W, 15-4	Pac-10 Game
3/24	Nebraska	W, 6-3	
3/25	Nebraska	L, 1-4	
3/27	at Stanford	L, 3-10	Pac-10 Game
3/28	at Stanford	L, 2-3	Pac-10 Game
3/29	at Stanford	L, 6-12	Pac-10 Game
3/31	Grand Canyon	W, 11-3	
4/1	U.S. International	L, 5-7	
4/3	California	W, 7-1	Pac-10 Game
4/4	California	W, 8-1	Pac-10 Game
4/5	California	W, 10-7	Pac-10 Game
4/7	at Grand Canyon	W, 3-0	
4/10	USC	W, 6-3	Pac-10 Game
4/11	USC	L, 1-8	Pac-10 Game
4/12	USC	W, 11-6	Pac-10 Game
4/16	at UCLA	L, 12-13	Pac-10 Game
4/17	at UCLA	L, 10-11	Pac-10 Game
4/18	at UCLA	W, 20-5	Pac-10 Game
4/20	New Mexico State	W, 8-1	
4/21	New Mexico State	W, 15-5	
4/21	New Mexico State	W, 9-5	
4/24	Stanford	W, 10-6	Pac-10 Game
4/25	Stanford	L, 5-13	Pac-10 Game
4/26	Stanford	W, 5-2	Pac-10 Game
4/28	Grand Canyon	W, 19-4	
5/1	at California	L, 7-8	Pac-10 Game
5/2	at California	W, 8-1	Pac-10 Game
5/3	at California	L, 3-7	Pac-10 Game
5/6	UNLV	L, 2-3	
5/6	UNLV	W, 8-1	
5/15	Arizona	W, 2-1	Pac-10 Game
5/16	Arizona	W, 3-2	Pac-10 Game
5/17	Arizona	W, 5-4	Pac-10 Game
5/22	SW Missouri State	W, 9-5	NCAA Regional (Tempe)
5/23	UCLA	W, 9-3	NCAA Regional (Tempe)
5/23	Pepperdine	W, 4-2	NCAA Regional (Tempe)

5/24	UCLA	W, 14-4	NCAA Regional (Tempe)
5/29	Oklahoma State	L, 3-8	College World Series
5/31	Florida State	L, 0-3	College World Series

1988 (60-13)

Head Coach: Jim Brock

Pac-10 Record: 21-9 (1st)

1/21	UC Santa Barbara	W, 4-3	
1/22	UC Santa Barbara	W, 9-3	
1/23	UC Santa Barbara	W, 15-2	
1/29	UC Riverside	W, 6-0	
1/30	UC Riverside	W, 4-3	
2/1	Cal State Northridge	W, 14-4	
2/2	Cal State Northridge	W, 10-0	
2/4	Loyola Marymount	W, 14-3	
2/5	Loyola Marymount	L, 6-18	
2/6	Loyola Marymount	W, 7-1	
2/9	Cal Baptist	W, 6-0	
2/10	Cal Baptist	W, 13-5	
2/13	at Texas	W, 15-2	
2/14	at Texas	W, 8-5	
2/15	at Texas	W, 5-4	
2/16	Chapman	W, 9-3	
2/17	Chapman	W, 10-6	
2/19	at UCLA	W, 12-7	Pac-10 Game
2/20	at UCLA	L, 5-9	Pac-10 Game
2/21	at UCLA	W, 15-8	Pac-10 Game
2/23	Lubbock Christian	W, 9-5	
2/24	Lubbock Christian	W, 6-2	
2/26	California	L, 3-10	Pac-10 Game
2/27	California	L, 3-4	Pac-10 Game
2/28	California	L, 1-2	Pac-10 Game
3/4	at USC	L, 3-5	Pac-10 Game
3/5	at USC	L, 1-4	Pac-10 Game
3/6	at USC	L, 4-7	Pac-10 Game
3/11	at Hawai'i	W, 11-3	
3/12	at Hawai'i	W, 6-4	
3/13	at Hawai'i	W, 4-1	
3/18	Tennessee	W, 13-4	
3/19	Tennessee	W, 9-0	
3/19	Tennessee	W, 4-3	
3/21	UNLV	W, 4-0	
3/22	UNLV	W, 8-6	
3/23	Minnesota	W, 7-5	
3/25	Stanford	W, 9-1	Pac-10 Game
3/26	Stanford	W, 11-10	Pac-10 Game
3/27	Stanford	W, 10-7	Pac-10 Game
3/31	Arizona	W, 5-4	Pac-10 Game
4/1	Arizona	W, 18-3	Pac-10 Game
4/2	Arizona	W, 6-3	Pac-10 Game
4/8	USC	W, 8-7 (11)	Pac-10 Game
4/9	USC	W, 8-4	Pac-10 Game
4/10	USC	W, 9-7	Pac-10 Game
4/12	New Mexico State	W, 9-3	
4/13	New Mexico State	W, 18-9	
4/15	at California	W, 6-4	Pac-10 Game
4/16	at California	W, 12-9	Pac-10 Game
4/17	at California	W, 3-1	Pac-10 Game
4/22	at Stanford	L, 3-5	Pac-10 Game
4/23	at Stanford	W, 15-6	Pac-10 Game
4/24	at Stanford	W, 13-5	Pac-10 Game
4/29	UCLA	W, 17-6	Pac-10 Game
4/30	UCLA	W, 6-5	Pac-10 Game
5/1	UCLA	W, 21-7	Pac-10 Game
5/4	UNLV	W, 6-4	
5/4	UNLV	W, 14-7	
5/13	at Arizona	W, 14-2	Pac-10 Game
5/14	at Arizona	W, 11-7	Pac-10 Game
5/15	at Arizona	L, 6-9	Pac-10 Game
5/20	Evansville	L, 0-1	NCAA Regional (Tempe)
5/21	Oklahoma	W, 13-6	NCAA Regional (Tempe)
5/21	UNLV	W, 27-7	NCAA Regional (Tempe)
5/22	Pepperdine	W, 11-4	NCAA Regional (Tempe)
5/22	Pepperdine	W, 10-5	NCAA Regional (Tempe)
6/3	California	W, 4-2	College World Series
6/5	Wichita State	L, 4-7	College World Series
6/7	Florida	W, 10-1	College World Series
6/8	Wichita State	W, 4-3 (10)	College World Series
6/10	Wichita State	W, 19-1	College World Series
6/11	Stanford	L, 4-9	College World Series

1989 (42-19)

Head Coach: Jim Brock

Pac-10 Record: 19-11 (2nd)

4/15	at California	W, 6-4	Pac-10 Game	Pac-10 Record: 20-11 (2nd)
4/16	at California	W, 12-9	Pac-10 Game	1/19 Grand Canyon W, 12-2
4/17	at California	W, 3-1	Pac-10 Game	1/20 at Grand Canyon W, 5-4
4/22	at Stanford	L, 3-5	Pac-10 Game	1/26 Long Beach State W, 11-8
4/23	at Stanford	W, 15-6	Pac-10 Game	1/27 Long Beach State W, 5-1
4/24	at Stanford	W, 13-5	Pac-10 Game	1/28 Long Beach State W, 5-3
4/29	UCLA	W, 17-6	Pac-10 Game	1/29 UC Riverside L, 5-8 (11)
4/30	UCLA	W, 6-5	Pac-10 Game	1/30 UC Riverside W, 13-3
5/1	UCLA	W, 21-7	Pac-10 Game	2/2 Rice W, 12-1
5/4	UNLV	W, 6-4		2/3 Rice W, 16-4
5/4	UNLV	W, 14-7		2/4 Rice L, 4-11
5/13	at Arizona	W, 14-2	Pac-10 Game	2/5 Chapman W, 4-0
5/14	at Arizona	W, 11-7	Pac-10 Game	2/9 at Texas W, 6-3
5/15	at Arizona	L, 6-9	Pac-10 Game	2/10 at Texas L, 4-11
5/20	Evansville	L, 0-1	NCAA Regional (Tempe)	2/11 at Texas L, 5-9
5/21	Oklahoma	W, 13-6	NCAA Regional (Tempe)	2/16 at USC L, 0-6
5/21	UNLV	W, 27-7	NCAA Regional (Tempe)	2/17 at USC L, 3-5
5/22	Pepperdine	W, 11-4	NCAA Regional (Tempe)	2/20 Lubbock Christian W, 4-0
5/22	Pepperdine	W, 10-5	NCAA Regional (Tempe)	2/21 Lubbock Christian W, 11-4
6/3	California	W, 4-2	College World Series	2/23 UCLA W, 6-5 (18)
6/5	Wichita State	L, 4-7	College World Series	2/24 UCLA L, 4-11
6/7	Florida	W, 10-1	College World Series	2/25 UCLA W, 9-2
6/8	Wichita State	W, 4-3 (10)	College World Series	2/27 Texas Tech W, 5-4
6/10	Wichita State	W, 19-1	College World Series	2/28 Texas Tech W, 8-6
6/11	Stanford	L, 4-9	College World Series	3/2 at Stanford L, 2-3
				3/3 at Stanford L, 8-14
				3/4 at Stanford L, 9-10 (12)
				3/9 California W, 16-2
				3/10 California W, 20-14
				3/11 California W, 12-4
				3/16 Arizona W, 3-0
				3/17 Arizona W, 3-1
				3/18 Arizona W, 9-2
				3/20 at Hawai'i W, 3-2
				3/21 at Hawai'i W, 7-1

1989 (42-19)			
Head Coach: Jim Brock			
Pac-10 Record: 19-11 (2nd)			
1/27	UC Riverside	W, 4-1	
1/28	UC Riverside	W, 2-0	
1/31	Cal Poly Pomona	W, 7-6	
2/1	Cal Poly Pomona	W, 10-2	
2/4	at Florida State	L, 6-9	
2/5	at Florida State	L, 3-8	



ALL-TIME RESULTS

continued

3/22	at Hawai'i	W, 15-3	
3/24	at Hawai'i-Hilo	W, 4-2	
3/28	Cal Poly Pomona	W, 11-0	
3/29	Cal Poly Pomona	W, 11-3	
3/31	Florida State	W, 9-1	
4/1	Florida State	W, 7-6	
4/6	at California	W, 10-5	Pac-10 Game
4/7	at California	W, 8-3	Pac-10 Game
4/8	at California	W, 8-6 (11)	Pac-10 Game
4/12	USC	W, 6-0	Pac-10 Game
4/13	USC	W, 9-8	Pac-10 Game
4/14	USC	W, 9-2	Pac-10 Game
4/17	New Mexico State	W, 5-3	
4/18	New Mexico State	W, 8-3	
4/20	at UCLA	W, 8-4	Pac-10 Game
4/21	at UCLA	L, 9-12	Pac-10 Game
4/22	at UCLA	L, 1-2	Pac-10 Game
4/23	at USC	W, 7-5	Pac-10 Game
4/27	Stanford	W, 16-1	Pac-10 Game
4/28	Stanford	L, 7-10	Pac-10 Game
4/29	Stanford	W, 13-6	Pac-10 Game
5/1	UNLV	W, 8-4	
5/2	UNLV	W, 23-4	
5/11	at Arizona	L, 1-2	Pac-10 Game
5/12	at Arizona	W, 6-4	Pac-10 Game
5/13	at Arizona	W, 5-4	Pac-10 Game
5/18	New Orleans	W, 21-1	
5/19	New Orleans	W, 4-1	
5/20	New Orleans	W, 9-2	
5/25	Pennsylvania	W, 12-1	NCAA Regional (Tempe)
5/26	Loyola Marymount	W, 11-9	NCAA Regional (Tempe)
5/26	Oklahoma State	L, 9-17	NCAA Regional (Tempe)
5/27	Washington State	W, 8-6 (10)	NCAA Regional (Tempe)
5/27	Oklahoma State	L, 5-10	NCAA Regional (Tempe)

1991 (35-27)

Head Coach: Jim Brock

Pac-10 Record: 12-18 (5th)

1/25	Long Beach State	W, 5-4	
1/26	Long Beach State	L, 10-13	
1/27	Long Beach State	W, 10-3	
1/30	UC Riverside	W, 13-5	
2/1	Loyola Marymount	W, 9-1	
2/2	Loyola Marymount	W, 8-2	
2/3	Loyola Marymount	W, 19-12	
2/5	St. Mary's	W, 5-4	
2/6	St. Mary's	W, 10-7	
2/8	at Florida State	L, 5-6 (10)	
2/9	at Florida State	L, 5-21	
2/10	at Florida State	L, 3-4 (10)	
2/15	Texas	W, 4-3	
2/16	Texas	W, 18-4	
2/17	Texas	L, 1-16	
2/19	at Grand Canyon	L, 6-12	
2/22	at Stanford	L, 1-9	Pac-10 Game
2/23	at Stanford	L, 5-10	Pac-10 Game
2/24	at Stanford	L, 8-9	Pac-10 Game
2/26	Rice	W, 9-5	
2/27	Rice	W, 10-0	
3/1	at UCLA	L, 15-16 (10)	Pac-10 Game
3/2	at UCLA	W, 8-7	Pac-10 Game
3/3	at UCLA	W, 4-1	Pac-10 Game
3/5	Texas Tech	W, 18-12	
3/6	Texas Tech	W, 6-5	
3/8	California	W, 4-1	Pac-10 Game
3/9	California	L, 3-4	Pac-10 Game
3/10	California	W, 9-7	Pac-10 Game
3/12	Pace	W, 7-6	
3/12	Grand Canyon	W, 10-0	
3/15	at Hawai'i	L, 4-6	
3/16	at Hawai'i	L, 8-9	
3/17	at Hawai'i	L, 3-7	
3/22	at Arizona	L, 8-9	Pac-10 Game
3/23	at Arizona	W, 7-3	Pac-10 Game
3/24	at Arizona	L, 3-16	Pac-10 Game
3/28	USC	L, 11-14	Pac-10 Game
3/29	USC	L, 3-10	Pac-10 Game
3/30	USC	L, 5-11	Pac-10 Game
4/1	St. Francis	W, 6-3	
4/5	at California	W, 3-2	Pac-10 Game
4/6	at California	W, 11-8	Pac-10 Game
4/7	at California	L, 3-12	Pac-10 Game
4/9	New Mexico State	W, 12-2	
4/12	Stanford	L, 10-18	Pac-10 Game

4/13	Stanford	L, 5-6	Pac-10 Game
4/14	Stanford	W, 10-4	Pac-10 Game
4/19	at USC	L, 7-8	Pac-10 Game
4/20	at USC	L, 5-12	Pac-10 Game
4/21	at USC	L, 1-4	Pac-10 Game
4/26	UCLA	L, 1-6	Pac-10 Game
4/27	UCLA	W, 10-4	Pac-10 Game
4/28	UCLA	L, 5-18	Pac-10 Game
4/30	at UNLV	W, 9-4	
5/1	at UNLV	W, 13-2	
5/10	Arizona	W, 8-4	Pac-10 Game
5/11	Arizona	W, 3-2	Pac-10 Game
5/12	Arizona	W, 8-8	Pac-10 Game
5/15	Grand Canyon	W, 15-9	
5/16	at Grand Canyon	W, 14-1	
5/17	U.S. International	W, 5-3	

1992 (32-24)

Head Coach: Jim Brock

Pac-10 Record: 14-16 (3rd)

2/1	Texas Tech	W, 4-3	
2/2	Texas Tech	W, 3-1	
2/5	UC Riverside	W, 10-5	
2/7	Florida State	L, 2-4	
2/8	Florida State	W, 4-1	
2/11	Grand Canyon	W, 15-2	
2/14	Wyoming	W, 5-3	
2/15	Wyoming	W, 5-2	
2/16	Wyoming	W, 5-0	
2/18	at Grand Canyon	W, 14-12	
2/21	at Texas	L, 10-11	
2/22	at Texas	L, 6-7	
2/23	at Texas	W, 16-11	
2/28	Stanford	W, 13-3	Pac-10 Game
2/1	Stanford	L, 5-18	Pac-10 Game
3/1	Stanford	L, 8-10	Pac-10 Game
3/6	at California	W, 13-3	Pac-10 Game
3/7	at California	W, 4-2	Pac-10 Game
3/8	at California	W, 15-2	Pac-10 Game
3/13	at USC	L, 4-8	Pac-10 Game
3/14	at USC	W, 8-1	Pac-10 Game
3/15	at USC	L, 2-3	Pac-10 Game
3/17	at San Diego	L, 3-4	
3/18	at San Diego	W, 12-5	
3/20	Notre Dame	W, 16-2	
3/21	Notre Dame	W, 10-5	
3/22	Notre Dame	W, 9-5	
3/23	UC Santa Barbara	L, 5-6	
3/24	UC Santa Barbara	W, 12-5	
3/27	UCLA	W, 5-4	Pac-10 Game
3/28	UCLA	W, 8-6	Pac-10 Game
3/29	UCLA	L, 8-11	Pac-10 Game
3/31	Grand Canyon	L, 6-8	
4/3	Arizona	W, 7-6	Pac-10 Game
4/4	Arizona	L, 4-6	Pac-10 Game
4/5	Arizona	W, 8-7	Pac-10 Game
4/10	at Stanford	L, 2-11	Pac-10 Game
4/11	at Stanford	W, 7-4	Pac-10 Game
4/12	at Stanford	L, 2-9	Pac-10 Game
4/14	UNLV	W, 9-1	
4/15	UNLV	W, 8-7	
4/16	California	L, 2-5	Pac-10 Game
4/17	California	L, 8-18	Pac-10 Game
4/18	California	W, 15-3	Pac-10 Game
4/20	New Mexico State	W, 5-3	
4/24	at UCLA	L, 6-7	Pac-10 Game
4/25	at UCLA	W, 6-3	Pac-10 Game
4/26	at UCLA	L, 5-7	Pac-10 Game
5/9	USC	W, 10-9	Pac-10 Game
5/10	USC	L, 2-11	Pac-10 Game
5/11	USC	W, 7-4	Pac-10 Game
5/15	at Arizona	L, 3-9	Pac-10 Game
5/16	at Arizona	L, 8-9	Pac-10 Game
5/17	at Arizona	L, 3-4	Pac-10 Game
5/22	Cal State Northridge	L, 1-5	NCAA Regional (Wichita)
5/23	Wichita State	L, 1-3	NCAA Regional (Wichita)

1993 (46-20)

Head Coach: Jim Brock

Pac-10 Record: 19-11 (1st)

1/28	at Hawai'i	L, 4-9	
1/29	at Hawai'i	W, 22-6	
1/30	at Hawai'i	W, 4-2	
1/31	at Hawai'i	W, 10-4	

2/2	Southern Utah	W, 7-0	
2/3	Southern Utah	W, 8-7	
2/5	TCU	W, 5-4	
2/6	TCU	W, 7-2	
2/7	TCU	W, 11-10	
2/11	BYU	W, 11-10	
2/12	BYU	L, 7-12	
2/13	BYU	W, 11-10	
2/19	Eastern Michigan	W, 13-12	
2/20	Eastern Michigan	W, 23-2	
2/21	Eastern Michigan	W, 16-1	
2/23	New Mexico	W, 14-3	
2/24	New Mexico	L, 8-9	
2/26	at UCLA	L, 8-9 (11)	Pac-10 Game
2/27	at UCLA	W, 4-3	Pac-10 Game
2/28	at UCLA	W, 10-3	Pac-10 Game
3/5	at California	L, 1-2	Pac-10 Game
3/6	at California	L, 5-7	Pac-10 Game
3/7	at California	L, 11-12	Pac-10 Game
3/8	Notre Dame	L, 4-11	
3/12	USC	L, 3-4	Pac-10 Game
3/13	USC	L, 6-10	Pac-10 Game
3/14	USC	W, 6-5	Pac-10 Game
3/16	at UNLV	W, 10-2	
3/17	at UNLV	W, 15-12	
3/19	Rice	W, 11-3	
3/20	Rice	L, 4-7	
3/21	Rice	W, 15-10	
3/22	UTSA	W, 12-8	
3/23	UTSA	W, 11-0	
3/26	at Stanford	W, 12-2	Pac-10 Game
3/27	at Stanford	W, 3-1	Pac-10 Game
3/28	at Stanford	W, 6-5	Pac-10 Game
3/30	at Grand Canyon	L, 3-5	
4/2	Arizona	W, 9-7	Pac-10 Game
4/3	at Arizona	L, 9-9	Pac-10 Game
4/4	at Arizona	L, 9-10	Pac-10 Game
4/6	Grand Canyon	W, 14-11	
4/8	California	W, 11-1	Pac-10 Game
4/9	California	W, 11-4	Pac-10 Game
4/10	California	W, 11-2	Pac-10 Game
4/16	at USC	W, 6-3	Pac-10 Game
4/17	at USC	W, 14-3	Pac-10 Game
4/18	at USC	W, 11-3	Pac-10 Game
4/20	UNLV	W, 4-2	
4/21	UNLV	W, 13-12	
4/23	UCLA	W, 11-3	Pac-10 Game
4/24	UCLA	W, 9-3	Pac-10 Game
4/25	UCLA	L, 5-9	Pac-10 Game
4/27	Grand Canyon	L, 4-7	
4/30	Stanford	W, 7-1	Pac-10 Game
5/1	Stanford	L, 3-5	Pac-10 Game
5/2	Stanford	W, 9-8	Pac-10 Game
5/14	at Arizona	L, 10-11	Pac-10 Game
5/15	Arizona	W, 11-6	Pac-10 Game
5/16	Arizona	W, 6-1	Pac-10 Game
5/21	George Mason	W, 13-4	NCAA Regional (Tempe)
5/22	Minnesota	W, 6-5	NCAA Regional (Tempe)
5/23	Cal State Northridge	W, 9-0	NCAA Regional (Tempe)
5/23	St. John's	W, 12-2	NCAA Regional (Tempe)
6/5	Wichita State	L, 3-4 (11)	College World Series (Omaha)
6/7	Oklahoma State	L, 4-5	College World Series (Omaha)

1994 (45-18)

Head Coach: Jim Brock

Pac-10 Record: 20-10 (2nd)

1/27	New Mexico State	W, 11-2	
1/28	New Mexico State	W, 6-5	
1/29	New Mexico State	W, 4-3	
2/4	New Mexico	W, 20-6	
2/5	New Mexico	W, 10-7	
2/6	New Mexico	L, 5-6	
2/9	Southern Utah	W, 22-5	
2/9	Southern Utah	W, 14-3	
2/11	at Florida State	L, 7-9	
2/12	at Florida State	L, 2-13	
2/13	at Florida State	L, 8-9	
2/18	USC	W, 6-2	Pac-10 Game
2/19	USC	L, 4-11	Pac-10 Game
2/20	USC	W, 8-5	Pac-10 Game
2/23	Utah	W, 17-3	
2/25	at Stanford	W, 5-4 (14)	Pac-10 Game
2/27	at Stanford	L, 1-11	Pac-10 Game
2/27	at Stanford	L, 1-4	Pac-10 Game

3/4	at Minnesota	L, 5-14	
3/5	at Ohio State	W, 9-6 (10)	
3/6	at Arizona	W, 12-4	
3/8	BYU	W, 6-4	
3/9	BYU	W, 18-6	
3/11	Arizona	W, 16-6	Pac-10 Game
3/12	at Arizona	W, 7-5 (10)	Pac-10 Game
3/13	at Arizona	L, 7-8	Pac-10 Game
3/15	UNLV	W, 10-2	
3/16	UNLV	W, 6-0	
3/18	Michigan	W, 8-0	
3/19	Michigan	W, 8-1	
3/20	Michigan	W, 12-4	
3/26	California	W, 6-2	Pac-10 Game
3/26	California	L, 1-4	Pac-10 Game
3/27	California	W, 8-6	Pac-10 Game
3/31	at UCLA	W, 6-5	Pac-10 Game
4/1	at UCLA	W, 5-3	Pac-10 Game
4/2	at UCLA	W, 8-6	Pac-10 Game
4/5	Grand Canyon	W, 9-5	
4/8	at Arizona	L, 2-8	Pac-10 Game
4/9	Arizona	W, 4-2	Pac-10 Game
4/10	Arizona	W, 15-4	Pac-10 Game
4/12	at Grand Canyon	L, 0-5	
4/15	at USC	L, 0-9	Pac-10 Game
4/16	at USC	W, 12-5	Pac-10 Game
4/17	at USC	L, 7-8	Pac-10 Game
4/19	Grand Canyon	W, 19-4	
4/22	at California	W, 11-1	Pac-10 Game
4/24	at California	W, 12-2	Pac-10 Game
4/24	at California	W, 8-7	Pac-10 Game
4/29	UCLA	W, 9-3	Pac-10 Game
4/30	UCLA	W, 8-2	Pac-10 Game
5/1	UCLA	L, 8-15	Pac-10 Game
5/13	Stanford	W, 8-4	Pac-10 Game
5/14	Stanford	W, 5-4	Pac-10 Game
5/15	Stanford	L, 5-7	Pac-10 Game
5/27	Western Carolina	W, 8-6	NCAA Regional (Knoxville)
5/28	Wright State	W, 7-4	NCAA Regional (Knoxville)
5/29	Tennessee	W, 10-5	NCAA Regional (Knoxville)
5/30	Tennessee	W, 5-4 (10)	NCAA Regional (Knoxville)
6/4	Miami, Fla.	W, 4-0	College World Series
6/6	Oklahoma	L, 3-4 (11)	College World Series
6/7	Miami, Fla.	W, 9-5	College World Series
6/9	Oklahoma	L, 1-6	College World Series

1995 (34-21)

Head Coach: Pat Murphy

Pac-10 Record: 13-17 (4th)

1/27	Duke	W, 7-0	
------	------	--------	--



4/2	UCLA	W, 10-6	Pac-10 Game
4/4	Grand Canyon	W, 12-5	
4/7	at #16 USC	L, 0-9	Pac-10 Game
4/8	at #16 USC	L, 7-8 (11)	Pac-10 Game
4/9	at #16 USC	L, 6-7 (11)	Pac-10 Game
4/13	at California	W, 12-11 (13)	Pac-10 Game
4/13	California	W, 8-2	Pac-10 Game
4/14	California	L, 9-10	Pac-10 Game
4/15	California	L, 4-10	Pac-10 Game
4/18	at Grand Canyon	W, 5-4	
4/21	Arizona	W, 7-0	Pac-10 Game
4/22	at Arizona	W, 6-4	Pac-10 Game
4/23	at Arizona	L, 6-7	Pac-10 Game
4/25	Grand Canyon	W, 18-4	
4/29	at UCLA	L, 3-7	Pac-10 Game
4/29	at UCLA	L, 7-8	Pac-10 Game
4/30	at UCLA	W, 8-7 (11)	Pac-10 Game
5/12	#19 Stanford	L, 4-8	Pac-10 Game
5/13	#19 Stanford	L, 3-11	Pac-10 Game
5/14	#19 Stanford	L, 7-10 (11)	Pac-10 Game

1996 (35-21)

Head Coach: Pat Murphy
Pac-10 Record: 14-16 (4th)

2/2	Loyola Marymount	W, 19-7	
2/3	Loyola Marymount	W, 10-2	
2/4	Loyola Marymount	W, 11-6	
2/8	BYU	W, 17-10	
2/9	BYU	W, 15-5	
2/10	St. Mary's	L, 4-6	
2/11	St. Mary's	W, 7-3	
2/15	Northwestern	W, 14-3	
2/16	Nebraska	W, 14-2	
2/17	#11 Texas Tech	L, 2-4	
2/18	#11 Texas Tech	W, 17-16	
2/22	Wyoming	W, 15-5	
2/23	Wyoming	W, 17-3	
2/24	Virginia	L, 4-7	
2/25	Virginia	W, 7-2	
3/1	#9 Stanford	W, 7-2	Pac-10 Game
3/2	#9 Stanford	L, 5-7	Pac-10 Game
3/3	#9 Stanford	L, 2-9	Pac-10 Game
3/5	Grand Canyon	L, 9-11	
3/8	at #7 California	W, 11-6	Pac-10 Game
3/9	at #7 California	W, 4-2	Pac-10 Game
3/11	at #7 California	L, 5-7	Pac-10 Game
3/12	at #24 UNLV	W, 10-4	
3/15	at #3 USC	L, 5-6	Pac-10 Game
3/16	at #3 USC	L, 3-12	Pac-10 Game
3/17	at #3 USC	L, 3-4	Pac-10 Game
3/19	Dartmouth	W, 9-5	
3/22	Arizona	W, 8-7	Pac-10 Game
3/23	Arizona	W, 16-11	Pac-10 Game
3/24	Arizona	L, 7-15	Pac-10 Game
3/26	Portland State	W, 10-0	
3/27	Portland State	W, 12-0	
3/29	#11 UCLA	L, 6-10	Pac-10 Game
3/30	#11 UCLA	L, 7-9	Pac-10 Game
3/31	#11 UCLA	W, 12-9	Pac-10 Game
4/4	at #13 Stanford	L, 2-4	Pac-10 Game
4/5	at #13 Stanford	W, 7-6 (11)	Pac-10 Game
4/6	at #13 Stanford	L, 6-10	Pac-10 Game
4/9	Southern Utah	W, 17-6	
4/10	Southern Utah	W, 10-1	
4/12	California	W, 9-6	Pac-10 Game
4/13	California	W, 23-3	Pac-10 Game
4/14	California	L, 3-6	Pac-10 Game
4/16	Grand Canyon	W, 10-9 (10)	

4/19	at #14 UCLA	L, 9-12	Pac-10 Game
4/20	at #14 UCLA	W, 8-4	Pac-10 Game
4/21	at #14 UCLA	L, 9-16	Pac-10 Game
4/24	at Oklahoma	L, 11-12	
4/26	#2 USC	W, 7-4	Pac-10 Game
4/27	#2 USC	L, 6-10	Pac-10 Game
4/28	#2 USC	W, 13-6	Pac-10 Game
4/30	at Grand Canyon	W, 12-2	
5/1	Denver	W, 16-2	
5/11	at Arizona	L, 13-14	Pac-10 Game
5/12	at Arizona	W, 20-16	Pac-10 Game
5/13	at Arizona	W, 16-3	Pac-10 Game

1997 (39-22)

Head Coach: Pat Murphy
Pac-10 Record: 16-14 (4th)

1/24	UC Santa Barbara	W, 5-2	
1/25	UC Santa Barbara	W, 7-6 (10)	
1/26	UC Santa Barbara	L, 3-9	
1/31	at #3 USC	L, 3-12	Pac-10 Game
2/1	at #3 USC	W, 7-3	Pac-10 Game

2/2	at #3 USC	L, 6-9	Pac-10 Game
2/4	St. Mary's	W, 4-1	
2/5	St. Mary's	W, 13-6	
2/7	at #2 Florida State	L, 2-5	
2/8	at #2 Florida State	W, 9-6	
2/9	at #2 Florida State	L, 5-11	
2/14	Southern Illinois	W, 9-0	
2/15	Southern Illinois	W, 10-4	
2/16	Southern Illinois	W, 25-9	
2/17	#21 Oklahoma State	L, 3-9	
2/21	at #2 UCLA	L, 3-4 (10)	Pac-10 Game
2/22	at #2 UCLA	L, 5-16	Pac-10 Game
2/23	at #2 UCLA	W, 17-12	Pac-10 Game
2/28	BYU	W, 9-3	
3/1	Oklahoma	W, 6-3	
3/2	Eastern Michigan	W, 14-5	
3/2	Eastern Michigan	W, 28-4	
3/7	#6 Stanford	L, 9-11	Pac-10 Game
3/8	#6 Stanford	L, 4-10 (10)	Pac-10 Game
3/9	#6 Stanford	W, 12-8	Pac-10 Game
3/11	UNLV	W, 6-5 (11)	
3/12	UNLV	W, 7-2	
3/14	at California	W, 13-9	Pac-10 Game
3/15	at California	L, 4-6	Pac-10 Game
3/17	at California	W, 7-5	Pac-10 Game
3/21	at #22 Arizona	W, 8-6	Pac-10 Game
3/22	at #22 Arizona	L, 4-5	Pac-10 Game
3/23	at #22 Arizona	W, 11-7	Pac-10 Game
3/27	#12 USC	L, 7-12	Pac-10 Game
3/28	#12 USC	L, 4-15	Pac-10 Game
3/29	#12 USC	L, 7-11	Pac-10 Game
4/1	Grand Canyon	W, 26-14	
4/4	#2 UCLA	L, 2-5	Pac-10 Game
4/5	#2 UCLA	W, 4-3	Pac-10 Game
4/6	#2 UCLA	W, 15-14	
4/11	at #2 Stanford	W, 4-3	Pac-10 Game
4/12	at #2 Stanford	W, 16-5	Pac-10 Game
4/13	at #2 Stanford	W, 5-3	Pac-10 Game
4/15	at #23 Oklahoma	L, 4-13	
4/18	California	W, 26-9	Pac-10 Game
4/19	California	W, 3-1	Pac-10 Game
4/20	California	W, 8-4	Pac-10 Game
4/25	Arizona	W, 7-5	Pac-10 Game
4/26	Arizona	L, 4-6	Pac-10 Game
4/27	Arizona	L, 3-8	Pac-10 Game
4/30	Grand Canyon	W, 7-6 (10)	
5/2	Fresno State	W, 23-2	
5/3	Fresno State	W, 9-2	
5/4	Fresno State	L, 8-10 (10)	
5/6	at Grand Canyon	W, 13-3	
5/7	Denver	W, 23-4	
5/22	Florida International	W, 10-2	NCAA Regional (Miami)
5/23	Florida	W, 3-2	NCAA Regional (Miami)
5/24	Miami, Fla.	W, 10-3	NCAA Regional (Miami)
5/25	Miami, Fla.	L, 6-7	NCAA Regional (Miami)
5/25	Miami, Fla.	L, 5-6	NCAA Regional (Miami)

1998 (41-23)

Head Coach: Pat Murphy
Pac-10 Record: 18-11 (3rd)

1/22	Cal State Northridge	W, 7-3	
1/23	New Mexico State	W, 13-1	
1/24	Florida International	W, 21-3	
1/29	at Hawaii'i-Hilo	W, 7-0	
1/30	at Hawaii'i-Hilo	W, 11-2	
1/31	at Hawaii'i-Hilo	W, 13-2	
1/31	at Hawaii'i-Hilo	W, 5-1	
2/1	at Hawaii'i-Hilo	W, 14-0	
2/6	#23 Florida State	L, 2-3	
2/7	#23 Florida State	L, 1-6	
2/13	Washington State	W, 9-1	
2/14	Washington State	W, 6-5	
2/15	Washington State	L, 12-17	
2/20	at California	W, 8-7	Pac-10 Game
2/21	at California	W, 7-4	Pac-10 Game
2/27	#1 Stanford	L, 2-15	Pac-10 Game
2/28	#1 Stanford	L, 5-17	Pac-10 Game
3/1	#1 Stanford	W, 4-2	Pac-10 Game
3/6	at UCLA	L, 5-6	Pac-10 Game
3/7	at UCLA	W, 14-6	Pac-10 Game
3/8	at UCLA	W, 9-3	Pac-10 Game
3/10	Oklahoma	W, 7-6 (10)	
3/11	Oklahoma	L, 5-9	
3/14	at #3 USC	L, 6-7	Pac-10 Game
3/15	at #3 USC	L, 5-13	Pac-10 Game
3/16	at #3 USC	L, 3-6	Pac-10 Game
3/17	at Fresno State	L, 3-9	
3/18	at Fresno State	L, 5-6 (10)	
3/20	California	W, 6-1	Pac-10 Game
3/21	California	W, 7-2	Pac-10 Game

3/22	California	W, 7-6	Pac-10 Game
3/24	at Grand Canyon	W, 10-0	
3/27	at #19 Washington	L, 6-8	
3/28	at #19 Washington	L, 6-7	
3/29	at #19 Washington	W, 7-6	
4/3	at #24 Arizona	W, 4-3	Pac-10 Game
4/4	at #24 Arizona	W, 20-12	Pac-10 Game
4/5	at #24 Arizona	W, 12-4	Pac-10 Game
4/9	#4 USC	W, 18-3	Pac-10 Game
4/10	#4 USC	W, 7-5	Pac-10 Game
4/11	#4 USC	W, 24-4	Pac-10 Game
4/14	at #11 Oklahoma	W, 10-6 (10)	
4/17	UCLA	W, 19-10	Pac-10 Game
4/18	UCLA	W, 8-7	Pac-10 Game
4/19	UCLA	W, 18-4	Pac-10 Game
4/24	Arizona	L, 7-8 (10)	Pac-10 Game
4/25	Arizona	W, 16-13	Pac-10 Game
4/26	Arizona	L, 9-10	Pac-10 Game
4/28	New Mexico	W, 12-7	
4/29	New Mexico	L, 7-8	
5/1	at #1 Stanford	L, 4-5	Pac-10 Game
5/2	at #1 Stanford	L, 3-4	Pac-10 Game
5/3	at #1 Stanford	L, 8-12	Pac-10 Game
5/5	at UNLV	L, 4-5	
5/6	Southern Utah	W, 3-2	
5/21	#24 Arkansas	W, 8-4	NCAA Regional (Wichita)
5/22	Oklahoma State	L, 8-13	NCAA Regional (Wichita)
5/23	#2 Wichita State	W, 6-4	NCAA Regional (Wichita)
5/23	Oklahoma State	W, 13-5	NCAA Regional (Wichita)
5/25	#19 Georgia Tech	W, 3-1	NCAA Regional (Wichita)
5/29	#5 Florida State	W, 11-10	College World Series
5/31	#1 Miami, Fla.	W, 9-2	College World Series
6/3	#7 Long Beach State	W, 14-4	College World Series
6/6	#4 USC	L, 14-21	College World Series

1999 (39-21)

Head Coach: Pat Murphy
Pac-10 Record: 12-12 (5th)

1/15	Utah	W, 17-4	
1/16	Utah	W, 3-0	
1/17	Utah	W, 9-2	
1/21	at Hawaii'i-Hilo	W, 7-1	
1/23	at Hawaii'i-Hilo	W, 3-0	
1/23	at Hawaii'i-Hilo	W, 19-5	
1/24	at Hawaii'i-Hilo	W, 14-3	
1/24	at Hawaii'i-Hilo	W, 10-0	
1/29	Howard	W, 14-0	
1/30	Howard	W, 23-1	
1/31	Howard	W, 20-2	
2/5	at #4 Florida State	L, 1-4	
2/6	at #4 Florida State	L, 4-11	
2/7	at #4 Florida State	L, 5-7	
2/12	New Mexico	W, 8-1	
2/13	New Mexico	L, 6-7	
2/14	New Mexico	W, 5-4	
2/18	BYU	W, 16-1	
2/19	BYU	W, 17-4	
2/20	BYU	W, 28-3	
2/23	at Grand Canyon	W, 18-6	
2/26	at #9 Arizona	L, 8-9	
2/27	at #9 Arizona	W, 11-9	
2/28	at #9 Arizona	W, 18-3	
3/5	at #6 Stanford	L, 1-11	Pac-10 Game
3/6	at #6 Stanford	L, 5-6	Pac-10 Game
3/7	at #6 Stanford	L, 6-7	Pac-10 Game
3/13	Oklahoma	L, 6-7	
3/14	Oklahoma	W, 11-0	
3/16	at #14 CS Fullerton	L, 5-7	
3/19	Boston College	W, 6-5	
3/20	Boston College	W, 27-2	
3/20	Boston College	W, 21-2	
3/21	Boston College	W, 21-6	
3/23	Grand Canyon	L, 8-11	
3/26	California	W, 12-10	Pac-10 Game
3/27	California	W, 25-0	Pac-10 Game
3/28	California	W, 19-11	Pac-10 Game
4/1	at Oregon State	W, 9-5	Pac-10 Game
4/2	at Oregon State	L, 8-9	Pac-10 Game
4/3	at Oregon State	W, 21-9	Pac-10 Game
4/9	Washington State	W, 10-9	Pac-10 Game
4/10	Washington State	W, 16-5	Pac-10 Game
4/11	Washington State	W, 14-9	Pac-10 Game
4/16	at UCLA	L, 10-11	Pac-10 Game
4/17	at UCLA	L, 3-9	Pac-10 Game
4/18	at UCLA	L, 6-8	Pac-10 Game
4/23	#17 USC	L, 5-9	Pac-10 Game
4/24	#17 USC	L, 7-14	Pac-10 Game
4/25	#17 USC	W, 16-10	Pac-10 Game
4/28	Oklahoma	L, 2-3	
4/30	Southern Utah	W, 13-1	

5/1	Southern Utah	W, 16-7	
5/2	Southern Utah	W, 12-6	
5/7	at Washington	L, 3-5	Pac-10 Game
5/8	at Washington	W, 7-6	Pac-10 Game
5/9	at Washington	W, 13-8	Pac-10 Game
5/14	Arizona	L, 5-13	Pac-10 Game
5/15	Arizona	L, 5-29	Pac-10 Game
5/16	Arizona	L, 2-6	Pac-10 Game

2000 (44-15)

Head Coach: Pat Murphy
Pac-10 Record: 17-7 (T-1st)

1/21	Utah	W, 13-2	
1/22	Utah	W, 11-6	
1/23	Utah	W, 9-1	
1/27	BYU	W, 8-7	
1/28	Florida Atlantic	W, 30-4	
1/29	BYU	W, 14-2	
1/30	Florida Atlantic	W, 3-2	
2/4	#5 Florida State	L, 10-11	
2/5	#5 Florida State	W, 15-9	
2/6	#5 Florida State	L, 7-9	
2/11	Duke	W, 12-0	
2/12	Duke	W, 7-1	
2/13	Duke	W, 10-1	
2/18	at #4 LSU	L, 4-8	
2/19	at #4 LSU	L, 5-6	
2/20	at #4 LSU	W, 6-2	
2/25	Southern Utah	W, 25-3	
2/26	New Mexico	W, 9-7	
2/27	Southern Utah	W, 22-4	
3/3	#25 Arizona	W, 9-7	
3/4	#25 Arizona	W, 32-3	
3/5	#25 Arizona	W, 14-8	
3/10	Oklahoma	W, 11-5	
3/11	Oklahoma	W, 6-5	
3/12	Oklahoma	L, 4-5	
3/14	#11 CS Fullerton	L, 4-5	
3/16	Maine	W, 16-1	
3/17	Maine	W, 19-8	
3/18	Maine	W, 12-5	
3/18	Maine	W, 24-0	
3/24	at California	W, 6-4	Pac-10 Game
3/25	at California	W, 4-2	Pac-10 Game
3/26	at California	L, 2-7	Pac-10 Game
3/31	#2 Stanford	L, 1-5	Pac-10 Game
4/1	#2 Stanford	W, 10-6	Pac-10 Game
4/2	#2 Stanford	W, 11-6	Pac-10 Game
4/7	Oregon State	W, 1-0	Pac-10 Game
4/8	Oregon State	L, 3-11	Pac-10 Game
4/9	Oregon State	W, 8-7	Pac-10 Game
4/14	at Washington State	W, 24-3	Pac-10 Game
4/15	at Washington State	W, 3-1	Pac-10 Game
4/16	at Washington State	W, 14-8	Pac-10 Game
4/20	#19 UCLA	L, 10-8	Pac-10 Game
4/21	#19 UCLA	L, 3-13	Pac-10 Game
4/22	#19 UCLA	W, 18-3	Pac-10 Game
4/25	at #19 Oklahoma	W, 20-6	
4/28	at #21 USC	W, 3-1	Pac-10 Game
4/29	at #21 USC	L, 2-12	Pac-10 Game
4/30	at #21 USC	L, 3-4	Pac-10 Game
5/12	Washington	W, 25-5	Pac-10 Game
5/13	Washington	W, 17-5	Pac-10 Game
5/14	Washington	W, 13-2	Pac-10 Game
5/19	at Arizona	L, 11-19	Pac-10 Game
5/20	at Arizona	W, 11-14	Pac-10 Game
5/21	at Arizona	W, 24-10	Pac-10 Game
5/26	Miami (OH)	W, 15-7	NCAA Regional (T)
5/27	#13 Texas	W, 3-1	NCAA Regional (T)
5/28	#13 Texas	L, 4-6	NCAA Regional (T)
5/29	#13 Texas	L, 7-9	NCAA Regional (T)



ALL-TIME RESULTS

continued

3/2	#2 LSU	L, 11-12	
3/3	#2 LSU	L, 7-15	
3/4	#2 LSU	T, 5-5	
3/6	Oral Roberts	W, 17-3	
3/9	South Florida	W, 16-5	
3/10	South Florida	W, 10-3	
3/11	South Florida	W, 12-4	
3/16	at California	W, 7-4	Pac-10 Game
3/17	at California	W, 4-2	Pac-10 Game
3/18	at California	L, 5-17	Pac-10 Game
3/24	at Oregon State	W, 10-2	Pac-10 Game
3/25	at Oregon State	L, 1-4	Pac-10 Game
3/26	at Oregon State	L, 2-12	Pac-10 Game
3/30	#1 Stanford	L, 2-6	Pac-10 Game
3/31	#1 Stanford	L, 2-5	Pac-10 Game
4/1	#1 Stanford	W, 6-5	Pac-10 Game
4/6	at #12 USC	L, 2-11	Pac-10 Game
4/7	at #12 USC	L, 1-5	Pac-10 Game
4/8	at #12 USC	W, 11-1	Pac-10 Game
4/9	at #14 CS Fullerton	L, 6-13	
4/12	Washington State	L, 1-2	Pac-10 Game
4/13	Washington State	W, 4-3	Pac-10 Game
4/14	Washington State	W, 14-4	Pac-10 Game
4/17	at New Mexico State	L, 16-19	
4/18	at Oklahoma	W, 5-3 (11)	at Bricktown Ballpark
4/19	at Oral Roberts	W, 5-2 (11)	
4/23	Gonzaga	W, 7-6	
4/24	Gonzaga	W, 9-1	
4/27	Arizona	W, 7-4	Pac-10 Game
4/28	Arizona	L, 1-3	Pac-10 Game
4/29	Arizona	W, 6-5 (11)	Pac-10 Game
5/1	at #19 Tennessee	L, 5-9 (10)	
5/2	at #19 Tennessee	W, 15-1	
5/12	at Washington	W, 11-6 (10)	Pac-10 Game
5/13	at Washington	W, 7-3	Pac-10 Game
5/14	at Washington	W, 17-1 (7)	Pac-10 Game
5/16	at Nevada	L, 4-6	
5/18	UCLA	W, 7-3	Pac-10 Game
5/19	UCLA	L, 1-3	Pac-10 Game
5/20	UCLA	W, 12-9	Pac-10 Game
5/25	#22 Texas Tech	W, 12-3	NCAA Regional (Fullerton)
5/26	#5 Cal State Fullerton	L, 3-13	NCAA Regional (Fullerton)
5/26	#22 Texas Tech	L, 8-9	NCAA Regional (Fullerton)

2002 (37-21)			
Head Coach: Pat Murphy			
Pac-10 Record: 15-9 (3rd)			
Home Games Played at Hohokam Park			
1/31	Oregon State	W, 13-5	Kajikawa Classic
2/1	Southern Utah	W, 12-0	Kajikawa Classic
2/2	Oral Roberts	W, 5-4	Kajikawa Classic
2/3	Southern Utah	W, 6-2	Kajikawa Classic
2/8	#25 Tennessee	W, 7-4	
2/9	#25 Tennessee	W, 8-1	
2/10	#25 Tennessee	W, 5-4	
2/15	at #3 Florida State	L, 4-9	
2/16	at #3 Florida State	L, 3-5	
2/17	at #3 Florida State	L, 4-6	
2/22	#12 CS Fullerton	L, 2-3	
2/23	#12 CS Fullerton	W, 9-4	
2/24	#12 CS Fullerton	L, 5-7	
3/1	Loyola Marymount	W, 15-2	
3/2	Loyola Marymount	W, 7-2	
3/3	Loyola Marymount	W, 10-5	
3/5	New Mexico State	W, 10-5	
3/8	UNLV	W, 10-0	Schaefer Classic (Tempe)
3/9	St. John's	W, 11-1	Schaefer Classic (Tempe)
3/10	#12 Oklahoma State	W, 7-2	Schaefer Classic (Tempe)
3/12	at New Mexico State	L, 7-7	
3/15	Oklahoma	L, 3-6	
3/16	Oklahoma	W, 6-4	
3/17	Oklahoma	L, 5-7	
3/22	at Arizona	W, 9-7	Pac-10 Game
3/23	at Arizona	W, 10-6	Pac-10 Game
3/24	at Arizona	L, 1-10	Pac-10 Game
3/28	Washington	L, 11-14	Pac-10 Game
3/29	Washington	W, 8-3	Pac-10 Game
3/30	Washington	W, 13-6	Pac-10 Game
4/1	at UNLV	L, 7-11	
4/5	at Washington State	L, 4-7	Pac-10 Game
4/6	at Washington State	W, 13-7	Pac-10 Game
4/7	at Washington State	W, 22-4	Pac-10 Game
4/12	at UCLA	W, 4-3 (11)	Pac-10 Game
4/13	at UCLA	L, 2-10	Pac-10 Game

4/14	at UCLA	W, 15-2	Pac-10 Game
4/19	California	L, 5-9	Pac-10 Game
4/20	California	W, 4-3 (10)	Pac-10 Game
4/21	California	L, 3-9	Pac-10 Game
4/24	at Oklahoma	W, 7-5	at Bricktown Ballpark
4/26	at Notre Dame	L, 4-9	
4/30	New Mexico State	W, 14-2	
5/10	at #7 Stanford	L, 3-5	Pac-10 Game
5/11	at #7 Stanford	W, 10-2	Pac-10 Game
5/12	at #7 Stanford	L, 1-3	Pac-10 Game
5/14	Portland	W, 14-2	
5/15	Portland	W, 16-7	
5/17	#19 USC	W, 3-1	Pac-10 Game
5/18	#19 USC	L, 5-9	Pac-10 Game
5/19	#19 USC	W, 17-8	Pac-10 Game
5/14	Oregon State	W, 13-7	Pac-10 Game
5/25	Oregon State	W, 9-8	Pac-10 Game
5/26	Oregon State	W, 5-2	Pac-10 Game
5/31	San Diego	W, 6-3	NCAA Regional (Mesa)
6/1	#7 Houston	L, 4-8	NCAA Regional (Mesa)
6/1	San Diego	W, 11-1	NCAA Regional (Mesa)
6/2	#7 Houston	L, 3-8	NCAA Regional (Mesa)

2003 (54-14)			
Head Coach: Pat Murphy			
Pac-10 Record: 16-8 (2nd)			
1/16	at Hawaii-Hilo	W, 9-0	
1/17	at Hawaii-Hilo	W, 10-5	
1/17	at Hawaii-Hilo	W, 14-2	
1/18	at Hawaii-Hilo	W, 18-3	
1/19	at Hawaii-Hilo	W, 16-0	
1/19	at Hawaii-Hilo	W, 18-5	
1/24	San Diego State	W, 7-5	
1/25	San Diego State	W, 4-3	
1/26	San Diego State	W, 24-9	
1/31	at #13 Long Beach St.	L, 5-11	
2/1	at #13 Long Beach St.	W, 3-0	
2/2	at #13 Long Beach St.	W, 4-2	
2/6	BYU	W, 6-5	
2/7	BYU	W, 17-6	
2/8	BYU	W, 6-4	
2/14	Gonzaga	W, 8-4	Coca-Cola Classic
2/15	Oklahoma State	W, 7-3	Coca-Cola Classic
2/16	Oregon State	W, 9-4	Coca-Cola Classic
2/17	Gonzaga	W, 17-5	
2/21	Dayton	W, 10-2	
2/22	#11 Notre Dame	W, 16-3	
2/23	#11 Notre Dame	W, 14-8	
2/28	Penn State	W, 13-0	
3/1	Penn State	W, 12-1	
3/2	Penn State	W, 11-7	
3/6	Cal State Northridge	W, 10-2	Bob Schaefer Classic
3/7	Southern Utah	W, 19-0	Bob Schaefer Classic
3/8	Utah	W, 6-4	Bob Schaefer Classic
3/9	Cal State Northridge	W, 12-2	Bob Schaefer Classic
3/14	#30 Oklahoma	L, 5-6	
3/15	#30 Oklahoma	W, 10-3	
3/16	#30 Oklahoma	W, 10-2	
3/18	#29 Wichita State	W, 9-2	
3/19	#29 Wichita State	L, 3-6	
3/22	#6 Stanford	W, 7-6 (11)	Pac-10 Game
3/23	#6 Stanford	L, 8-9 (10)	Pac-10 Game
3/24	#7 Stanford	L, 2-4	Pac-10 Game
3/28	at USC	W, 11-4	Pac-10 Game
3/29	at USC	L, 5-6	Pac-10 Game
3/30	at USC	W, 7-5	Pac-10 Game
4/2	New Mexico	L, 7-11	
4/7	Grand Canyon	W, 10-2	
4/11	at California	W, 11-3	Pac-10 Game
4/13	at California	W, 6-0	Pac-10 Game
4/13	at California	W, 10-1	Pac-10 Game
4/17	UCLA	L, 8-9	Pac-10 Game
4/18	UCLA	L, 7-8 (13)	Pac-10 Game
4/19	UCLA	W, 17-1	Pac-10 Game
4/25	Washington State	W, 21-0	Pac-10 Game
4/26	Washington State	W, 5-3 (10)	Pac-10 Game
4/27	Washington State	W, 25-0	Pac-10 Game
4/30	at Oklahoma	W, 9-4	at Bricktown Ballpark
5/6	UC Irvine	W, 11-1	
5/12	at Oregon State	W, 14-4	Pac-10 Game
5/13	at Oregon State	L, 1-6	Pac-10 Game
5/14	at Oregon State	W, 12-7	Pac-10 Game
5/17	at Washington	L, 1-5	Pac-10 Game

5/18	at Washington	W, 11-3	Pac-10 Game
5/19	at Washington	L, 4-6	Pac-10 Game
5/23	#15 Arizona	W, 5-2	Pac-10 Game
5/24	#15 Arizona	W, 16-0	Pac-10 Game
5/25	#15 Arizona	W, 15-2	Pac-10 Game
5/30	Central Conn. State	W, 14-2	NCAA Regional (Tempe)
5/31	New Mexico State	W, 15-0	NCAA Regional (Tempe)
6/1	#15 UNLV	W, 16-1	NCAA Regional (Tempe)
6/6	#3 Cal State Fullerton	L, 1-5	Super Regional (Fullerton)
6/7	#3 Cal State Fullerton	W, 7-6	Super Regional (Fullerton)
6/8	#3 Cal State Fullerton	L, 1-7	Super Regional (Fullerton)

2004 (41-18)			
Head Coach: Pat Murphy			
Pac-10 Record: 13-11 (T-4th)			
2/6	#18 Florida State	W, 2-1	
2/7	#18 Florida State	W, 10-9	
2/8	#18 Florida State	W, 12-6	
2/13	Cal State Northridge	W, 13-3	Coca-Cola Classic
2/14	Utah	W, 11-0	Coca-Cola Classic
2/15	Oklahoma	L, 0-6	Coca-Cola Classic
2/16	Gonzaga	W, 10-7	
2/20	Lamar	L, 4-5	Rice Baseball Classic
2/21	Memphis	W, 7-0	Rice Baseball Classic
2/22	at #1 Rice	W, 3-1	Rice Baseball Classic
2/24	#16 Arizona	W, 4-0	
2/27	Connecticut	W, 18-2	
2/28	Connecticut	W, 16-5	
2/1	Connecticut	W, 18-11	
3/5	#18 East Carolina	W, 7-6	
3/6	#18 East Carolina	W, 6-5	
3/7	#18 East Carolina	W, 7-5	
3/12	#11 Tulane	L, 3-5	
3/13	#11 Tulane	W, 11-3	
3/14	#11 Tulane	W, 5-1	
3/16	Oklahoma State	W, 3-2	
3/17	Oklahoma State	W, 16-6	
3/19	California	L, 7-9	Pac-10 Game
3/20	California	L, 8-20	Pac-10 Game
3/21	California	W, 8-4	Pac-10 Game
3/26	Washington	L, 1-11	Pac-10 Game
3/27	Washington	W, 9-4	Pac-10 Game
3/28	Washington	L, 6-8	Pac-10 Game
4/2	USC	W, 10-3	Pac-10 Game
4/3	USC	L, 5-14	Pac-10 Game
4/4	USC	L, 3-10	Pac-10 Game
4/8	#24 Oral Roberts	L, 7-9	
4/9	#24 Oral Roberts	W, 5-1	
4/10	#24 Oral Roberts	L, 5-6	
4/12	Arizona	W, 9-5	
4/16	at UCLA	W, 12-4	Pac-10 Game
4/17	at UCLA	W, 4-3	Pac-10 Game
4/18	at UCLA	L, 10-11	Pac-10 Game
4/23	at Washington State	W, 17-5	Pac-10 Game
4/24	at Washington State	W, 5-2	Pac-10 Game
4/25	at Washington State	L, 4-8	Pac-10 Game
4/27	at #7 Wichita State	W, 10-9	
4/28	at #7 Wichita State	W, 4-3	
5/3	New Mexico State	W, 19-2	
5/4	New Mexico State	W, 6-2	
5/14	Oregon State	W, 9-3	Pac-10 Game
5/15	Oregon State	W, 3-1	Pac-10 Game
5/16	Oregon State	W, 8-4	Pac-10 Game
5/18	at New Mexico	W, 22-4	
5/19	at New Mexico State	W, 12-5	
5/21	at Arizona	W, 8-3	Pac-10 Game
5/22	at Arizona	W, 7-2	Pac-10 Game
5/23	at Arizona	L, 7-13	Pac-10 Game
5/28	at #2 Stanford	L, 0-5	Pac-10 Game
5/29	at #2 Stanford	L, 3-10	Pac-10 Game
5/20	at #2 Stanford	W, 15-5	Pac-10 Game
6/4	Pepperdine	L, 5-15	NCAA Regional (Fullerton)
6/5	Minnesota	W, 6-4	NCAA Regional (Fullerton)
6/5	#9 Cal State Fullerton	L, 0-5	NCAA Regional (Fullerton)

2005 (42-25)			
Head Coach: Pat Murphy			
Pac-10 Record: 15-9 (3rd)			
1/28	#14 Long Beach State L	3-7	
1/29	#14 Long Beach State W	8-6	
1/30	#14 Long Beach State L	1-11	
2/4	New Mexico State	W, 12-0	Schaefer Classic (Tempe)
2/5	Gonzaga	W, 10-8	Schaefer Classic (Tempe)
2/6	Oregon State	L, 6-12	Schaefer Classic (Tempe)
2/7	New Mexico State	W, 11-10	Schaefer Classic (Tempe)
2/12	South Alabama	W, 7-2	Coca-Cola Classic
2/12	Oklahoma	W, 7-5	Coca-Cola Classic
2/13	Gonzaga	L, 0-2	Coca-Cola Classic
2/15	at #9 Arizona	L, 6-7	
2/18	at #1 Tulane	L, 2-8	
2/19	at #1 Tulane	L, 2-7	
2/20	at #1 Tulane	L, 3-9	
2/23	at #7 Arizona	L, 5-11	
2/25	#8 Baylor	W, 5-3	
2/26	#8 Baylor	W, 12-4	
2/27	#8 Baylor	L, 7-7	
3/4	#4 North Carolina	W, 4-3	Keith LeClair Invitational
3/5	at East Carolina	W, 10-3	Keith LeClair Invitational
3/6	Ohio State	W, 3-0	Keith LeClair Invitational
3/11	at #5 LSU	L, 5-6	
3/12	Western Illinois	W, 19-1	at Baton Rouge, La.
3/13	Western Illinois	W, 30-13	at Baton Rouge, La.
3/13	at #5 LSU	L, 3-20	
3/18	Oklahoma	W, 5-4	
3/19	Oklahoma	W, 5-1	
3/20	Oklahoma	W, 6-5	
3/24	at #21 USC	L, 8-9	Pac-10 Game
3/25	at #21 USC	W, 17-1	Pac-10 Game
3/26	at #21 USC	W, 2-1	Pac-10 Game
4/1	Wright State	W, 13-1	
4/2	Wright State	W, 11-3	
4/3	Wright State	W, 14-1	
4/9	at California	W, 11-7	Pac-10 Game
4/9	at California	L, 3-7	Pac-10 Game
4/10	at California	L, 3-4	Pac-10 Game
4/15	#14 Stanford	W, 9-2	Pac-10 Game
4/16	#14 Stanford	W, 6-5	Pac-10 Game
4/17	#14 Stanford	W, 10-9	Pac-10 Game
4/22	UCLA	W, 12-5	Pac-10 Game
4/23	UCLA	W, 16-2	Pac-10 Game
4/24	UCLA	W, 10-8	Pac-10 Game
4/29	at #6 Oregon State	L, 5-6	Pac-10 Game
4/30	at #6 Oregon State	W, 3-1	Pac-10 Game
5/1	at #6 Oregon State	L, 1-5	Pac-10 Game
5/4	Utah Valley State	L, 6-9	
5/14	#7 Arizona	W, 6-1	Pac-10 Game
5/15	#7 Arizona	L, 7-16	Pac-10 Game
5/16	#7 Arizona	L, 1-18	Pac-10 Game
5/20	at Washington	L, 4-6	Pac-10 Game
5/21	at Washington	L, 3-5	Pac-10 Game
5/22	at Washington	W, 2-1	Pac-10 Game
5/27	Washington State	W, 8-2	Pac-10 Game
5/28	Washington State	W, 16-6	Pac-10 Game
2/1	Washington State	W, 7-2	Pac-10 Game
6/3	East Carolina	W, 9-6	NCAA Regional (Tempe)
6/4	#24 Coastal Carolina W	11-3	NCAA Regional (Tempe)
6/5	#24 Coastal Carolina W	9-5	NCAA Regional (Tempe)
6/10	#3 Cal State Fullerton L	2-3	Super Regional (Fullerton)
6/11	#3 Cal State Fullerton W	6-2	Super Regional (Fullerton)
6/12	#3 Cal State Fullerton W	9-8	Super Regional (Fullerton)
6/17	#2 Nebraska	L, 3-5	College World Series
6/19	#6 Tennessee	W, 4-2	College World Series
6/21	#2 Nebraska	W, 8-7	College World Series
6/22	5 Florida	W, 6-1	College World Series
6/23	#5 Florida	L, 3-6	College World Series



1/29	Cal State Northridge	W, 8-1	
2/3	Northern Illinois	W, 5-3	
2/4	Northern Illinois	W, 9-6	
2/5	Northern Illinois	W, 8-3	
2/10	Gonzaga	L, 1-9	Coca-Cola Classic
2/11	#2 Oregon State	L, 0-11	Coca-Cola Classic
2/12	Nevada	L, 8-12	Coca-Cola Classic
2/17	Houston	W, 4-3	
2/18	Houston	W, 11-1	
2/19	Houston	W, 8-6	
2/25	at #20 Baylor	W, 9-5	
2/25	at #20 Baylor	W, 11-3	
2/26	at #20 Baylor	L, 3-5	
2/28	Texas Tech	W, 13-5	
3/3	Auburn	W, 14-2	
3/4	Auburn	W, 12-3	
3/5	Auburn	W, 8-1	
3/10	Texas A&M-CC	W, 10-2	Whataburger Classic
3/11	#1 Rice	W, 6-5 (10)	Whataburger Classic
3/12	TCU	W, 3-1	Whataburger Classic
3/14	at #11 Texas	L, 6-11	
3/17	#21 Oklahoma	W, 7-7	
3/18	#21 Oklahoma	L, 8-15	
3/24	Penn State	W, 8-5	
3/25	Penn State	W, 15-5	
3/26	Penn State	W, 9-7	
3/31	at Washington State	L, 1-6	Pac-10 Game
3/31	at Washington State	W, 8-3	Pac-10 Game
4/1	at Washington State	W, 2-1	Pac-10 Game
4/2	Arizona	L, 8-12	at Chase Field
4/7	Washington	L, 0-8	Pac-10 Game
4/8	Washington	W, 12-7	Pac-10 Game
4/9	Washington	W, 8-7 (11)	Pac-10 Game
4/13	#18 USC	L, 12-13	Pac-10 Game
4/14	#18 USC	W, 10-9 (10)	Pac-10 Game
4/15	#18 USC	W, 8-7	Pac-10 Game
4/17	at Texas Tech	L, 2-7	
4/21	at UCLA	W, 3-2	Pac-10 Game
4/22	at UCLA	L, 1-5	Pac-10 Game
4/23	at UCLA	L, 10-11 (10)	Pac-10 Game
4/28	at Stanford	L, 1-7	Pac-10 Game
4/29	at Stanford	W, 11-7	Pac-10 Game
4/30	at Stanford	L, 4-11	Pac-10 Game
5/2	Arizona	W, 22-8	
5/12	#4 Oregon State	W, 10-3	Pac-10 Game
5/13	#4 Oregon State	W, 6-3	Pac-10 Game
5/14	#4 Oregon State	L, 8-9	Pac-10 Game
5/19	at Arizona	W, 15-6	Pac-10 Game
5/20	at Arizona	L, 12-18	Pac-10 Game
5/21	at Arizona	L, 4-5	Pac-10 Game
5/26	California	W, 13-5	Pac-10 Game
5/27	California	W, 9-3	Pac-10 Game
5/28	California	W, 7-6 (11)	Pac-10 Game
6/3	Baylor	L, 2-3	NCAA Regional (Houston)
6/3	Prairie View A&M	W, 13-4	NCAA Regional (Houston)
6/4	Baylor	L, 2-7	NCAA Regional (Houston)

2007 (5-15)**

Head Coach: Pat Murphy

Pac-10 Record: 2-5 (1st)**

2/2	*Southern Utah	W, 20-1	
2/3	*Southern Utah	W, 18-4	
2/4	*Southern Utah	W, 23-3	
2/9	*Texas A&M	W, 5-4	Houston College Classic
2/10	#5 Vanderbilt	L, 6-7 (10)	Houston College Classic
2/11	*Houston	W, 11-1	Houston College Classic
2/15	Missouri	W, 7-1	
2/16	Missouri	L, 3-2	Coca-Cola Classic
2/17	*#15 Oregon State	L, 4-12	Coca-Cola Classic
2/18	*Gonzaga	W, 9-2	Coca-Cola Classic
2/23	*UAB	W, 11-3	
2/24	*UAB	W, 13-2	
2/15	*UAB	W, 12-5	
2/27	*at #12 Arizona	W, 22-8	
3/2	*at #23 Auburn	W, 8-2	
3/3	at #23 Auburn	L, 8-11	
3/4	at #23 Auburn	L, 6-7	
3/9	*#19 Long Beach St.	W, 7-6	
3/10	*#19 Long Beach St.	L, 7-8	
3/11	*#19 Long Beach St.	L, 9-16	
3/13	*#28 Kansas State	W, 9-6	
3/14	*#28 Kansas State	W, 6-2	

3/16	*Maine	W, 12-3	
3/17	Maine	W, 12-1	
3/17	*Maine	W, 23-2	
3/18	*Maine	W, 11-5	
3/23	*at #19 USC	W, 10-0	Pac-10 Game
3/24	*at #19 USC	W, 4-3	Pac-10 Game
3/25	at #19 USC	L, 13-14	Pac-10 Game
3/28	#23 Arizona	L, 5-6	at Chase Field
3/30	at Washington	L, 4-5	Pac-10 Game
3/31	at Washington	W, 11-5	Pac-10 Game
4/1	*at Washington	W, 8-5	Pac-10 Game
4/5	*Stanford	W, 5-4	Pac-10 Game
4/6	*Stanford	W, 12-8	Pac-10 Game
4/7	*Stanford	W, 14-1	Pac-10 Game
4/13	*Washington State	W, 8-3	Pac-10 Game
4/14	*Washington State	W, 4-3	Pac-10 Game
4/15	*Washington State	W, 16-6	Pac-10 Game
4/20	*#25 La-Lafayette	W, 8-2	
4/21	*#25 La-Lafayette	W, 11-8	
4/22	*#25 La-Lafayette	W, 9-6	
4/25	*Hawaii	W, 9-2	
4/27	at California	L, 2-4	Pac-10 Game
4/28	*at California	W, 15-2	Pac-10 Game
4/29	at California	L, 9-13	Pac-10 Game
5/11	*#10 UCLA	W, 16-14	Pac-10 Game
5/12	*#10 UCLA	W, 5-4	Pac-10 Game
5/13	*#10 UCLA	W, 11-10	Pac-10 Game
5/16	Utah Valley State	W, 11-3	
5/18	*at #16 Oregon State	W, 4-3	Pac-10 Game
5/19	*at #16 Oregon State	W, 3-0	Pac-10 Game
5/20	at #16 Oregon State	W, 8-1	Pac-10 Game
5/23	*#10 Arizona	W, 8-5	Pac-10 Game
5/24	*#10 Arizona	W, 8-7	Pac-10 Game
5/25	#10 Arizona	L, 5-14	Pac-10 Game
6/1	*Monmouth	W, 5-3	NCAA Regional (Tempe)
6/2	*#14 UC Riverside	W, 9-2	NCAA Regional (Tempe)
6/3	*Nebraska	W, 19-7	NCAA Regional (Tempe)
6/9	*#13 Mississippi	W, 4-3	Super Regional (Tempe)
6/10	*#13 Mississippi	W, 7-1	Super Regional (Tempe)
6/16	*#4 UC Irvine	W, 5-4	College World Series
6/18	#5 Oregon State	L, 6-12	College World Series
6/19	#4 UC Irvine	L, 7-8 (10)	College World Series

**44 victories later vacated due to NCAA sanctions, including six in the NCAA Tournament. The Pac-10 Title and CWS appearance were also vacated. Actual on-field record was 49-15, 19-5 in the Pac-10.

* Victory later vacated due to NCAA sanctions.

2008 (49-13)

Head Coach: Pat Murphy

Pac-10 Record: 16-8 (1st)

2/22	Miami, OH	W, 8-0	DeMarini Inv.
2/23	#3 Vanderbilt	W, 18-6	DeMarini Inv.
2/24	#7 Oregon State	W, 11-0	DeMarini Inv.
2/28	#8 Michigan	W, 15-4	Coca-Cola Classic (Tempe)
2/29	Hawaii	W, 3-0	Coca-Cola Classic
3/1	#8 Michigan	W, 8-4	Coca-Cola Classic
3/2	Portland	W, 5-2	Coca-Cola Classic (Tempe)
3/4	New Mexico	W, 18-1	
3/5	New Mexico	W, 10-1	
3/7	UMass	W, 13-4	
3/8	UMass	W, 13-4	
3/9	UMass	W, 17-9	
3/11	#19 Arkansas	W, 6-5	
3/12	#19 Arkansas	W, 7-4	
3/14	Troy	W, 15-9	
3/15	Troy	W, 8-1	
3/16	Troy	W, 7-1	
3/18	#2 Arizona	W, 6-5	
3/20	Northern Colorado	W, 13-3	Bob Schaefer Classic
3/21	Northern Colorado	L, 3-6	Bob Schaefer Classic
3/22	Florida International	W, 10-5	Bob Schaefer Classic
3/22	Florida International	W, 8-4	Bob Schaefer Classic
3/23	#5 UC Irvine	W, 11-3	Bob Schaefer Classic
3/28	USC	W, 16-5	Pac-10 Game
3/29	USC	W, 13-5	Pac-10 Game
3/30	USC	W, 5-2	Pac-10 Game
4/1	Wofford	W, 9-3	
4/2	Wofford	W, 12-4 (7)	
4/4	at #13 Stanford	W, 6-4 (10)	Pac-10 Game
4/5	at #13 Stanford	L, 2-12	Pac-10 Game
4/6	at #13 Stanford	L, 2-10	Pac-10 Game
4/11	at Washington State	W, 15-3	Pac-10 Game
4/12	at Washington State	L, 4-10	Pac-10 Game
4/13	at Washington State	W, 16-13	Pac-10 Game

4/18	Oregon State	L, 4-6	Pac-10 Game
4/19	Oregon State	L, 3-12	Pac-10 Game
4/20	Oregon State	W, 15-12	Pac-10 Game
4/22	at #15 CS Fullerton	L, 9-10	
4/23	at #15 CS Fullerton	W, 10-8 (10)	
4/25	#6 California	W, 11-7	Pac-10 Game
4/26	#6 California	W, 11-7	Pac-10 Game
4/27	#6 California	W, 18-2 (7)	Pac-10 Game
5/2	at UCLA	W, 10-5	Pac-10 Game
5/3	at UCLA	L, 3-8	Pac-10 Game
5/4	at UCLA	W, 11-8	Pac-10 Game
5/6	at Kansas State	L, 6-7	
5/7	at #10 Wichita State	W, 6-1	
5/10	Loyola Marymount	W, 6-1	
5/11	Loyola Marymount	W, 11-3	
5/12	Loyola Marymount	W, 12-10	
5/16	#30 Washington	W, 13-3	Pac-10 Game
5/17	#30 Washington	W, 11-4	Pac-10 Game
5/18	#30 Washington	W, 13-7	Pac-10 Game
5/22	at #16 Arizona	W, 13-6	Pac-10 Game
5/23	at #16 Arizona	L, 3-4 (11)	Pac-10 Game
5/24	at #16 Arizona	L, 4-7	Pac-10 Game
5/30	Stony Brook	W, 9-7	NCAA Regional (Tempe)
5/31	Oklahoma	W, 15-3	NCAA Regional (Tempe)
6/1	Oklahoma	W, 12-0	NCAA Regional (Tempe)
6/7	#17 Fresno State	W, 12-4	NCAA Super Regional (Tempe)
6/8	#17 Fresno State	L, 6-8	NCAA Super Regional (Tempe)
6/9	#17 Fresno State	L, 9-12	NCAA Super Regional (Tempe)

2009 (51-14)

Head Coach: Pat Murphy

Pac-10 Record: 21-6 (1st)

2/20	Wisconsin-Milwaukee	W, 15-3	
2/21	Wisconsin-Milwaukee	W, 13-5	
2/21	Wisconsin-Milwaukee	W, 14-1	
2/22	Wisconsin-Milwaukee	W, 11-0	
2/24	#15 Missouri	W, 3-1	
2/26	#15 Missouri	W, 2-1	DeMarini Inv.
2/27	Northern Illinois	W, 6-1	DeMarini Inv.
2/28	#22 Oregon State	W, 6-3	DeMarini Inv.
3/1	#15 Missouri	L, 2-5 (8)	DeMarini Inv.
3/5	Holy Cross	W, 15-0	
3/6	Holy Cross	W, 12-1	
3/7	Holy Cross	W, 11-3	
3/10	Kansas State	L, 2-6	Coca-Cola Classic
3/11	Kansas State	W, 12-1	Coca-Cola Classic
3/13	Kansas	W, 9-4	Coca-Cola Classic
3/14	Kansas	L, 2-3	Coca-Cola Classic
3/15	Kansas	W, 12-10	Coca-Cola Classic
3/20	Arizona	W, 4-1	Pac-10 Game
3/21	Arizona	W, 7-3	Pac-10 Game
3/22	Arizona	W, 23-9	Pac-10 Game
3/27	at USC	W, 2-1	Pac-10 Game
3/28	at USC	W, 10-1	Pac-10 Game
3/29	at USC	L, 2-8	Pac-10 Game
3/31	#1 Cal State Fullerton	L, 5-7	
4/1	#1 Cal State Fullerton	W, 3-1	
4/3	at Washington	W, 3-1	Pac-10 Game at Saseco Field
4/4	at Washington	W, 12-1	Pac-10 Game
4/5	at Washington	W, 6-2	Pac-10 Game
4/7	at #1 Arkansas	L, 3-7	
4/8	at #1 Arkansas	L, 7-8	
4/10	Washington State	W, 13-3	Pac-10 Game
4/11	Washington State	W, 11-1	Pac-10 Game
4/12	Washington State	L, 1-10	Pac-10 Game
4/17	Stanford	W, 14-6	Pac-10 Game
4/18	Stanford	W, 7-2	Pac-10 Game
4/19	Stanford	W, 6-3	Pac-10 Game
4/21	#20 Hawaii	W, 17-2	
4/24	at Cal	W, 3-1	Pac-10 Game
4/25	at Cal	L, 6-10	Pac-10 Game
4/26	at Cal	W, 6-5	Pac-10 Game
4/29	at Arizona	W, 20-3	
5/1	at #22 Oregon State	W, 4-2	Pac-10 Game
5/2	at #22 Oregon State	L, 3-4	Pac-10 Game
5/3	at #22 Oregon State	L, 5-10	Pac-10 Game
5/5	San Diego	W, 8-7 (11)	
5/6	San Diego	W, 7-6	
5/8	Winthrop	W, 14-3	
5/9	Winthrop	W, 10-9	
5/10	Winthrop	W, 5-0	
5/15	Oregon	W, 9-0	Pac-10 Game

5/16	Oregon	W, 10-2	Pac-10 Game
5/17	Oregon	W, 8-0	Pac-10 Game
5/20	at Arizona	W, 9-3	
5/22	UCLA	W, 4-0	Pac-10 Game
5/23	UCLA	L, 4-10	Pac-10 Game
5/24	UCLA	W, 6-5	Pac-10 Game
5/29	Kent State	W, 17-6	NCAA Regional (Tempe)
5/30	Oral Roberts	W, 4-1	NCAA Regional (Tempe)
5/31	Oral Roberts	W, 8-3	NCAA Regional (Tempe)
6/6	#13 Clemson	W, 7-4	Super Regional (Tempe)
6/7	#13 Clemson	W, 8-2	Super Regional (Tempe)
6/14	#4 North Carolina	W, 5-2 (10)	College World Series
6/16	#4 Texas	L, 6-10	College World Series
6/18	#4 North Carolina	W, 12-5	College World Series
6/19	#4 Texas	L, 3-4	College World Series

2010 (52-10)

Head Coach: Tim Esmay

Pac-10 Record: 20-7 (1st)

2/19	Northern Illinois	W, 8-0	
2/20	Northern Illinois	W, 10-5	
2/20	Northern Illinois	W, 26-1	
2/26	Towson	W, 15-1	
2/27	Towson	W, 9-1	
2/27	Towson	W, 11-6	
2/28	Towson	W, 5-4	
3/4	Cal Poly	W, 12-9	Coca-Cola Classic
3/5	#10 Oregon State	W, 6-4	Coca-Cola Classic
3/6	UC Riverside	W, 16-2	Coca-Cola Classic
3/7	FIU	W, 4-1 (7)	Coca-Cola Classic
3/9	Grand Canyon	W, 4-2	
3/12	Auburn	W, 9-8	
3/13	Auburn	W, 16-7	
3/14	Auburn	W, 8-3	
3/16	at #29 CS Fullerton	W, 6-5	
3/17	at #29 CS Fullerton	W, 8-6	
3/19	Houston	W, 10-1	
3/20	Houston	W, 6-0	
3/21	Houston	W, 6-5	
3/26	Cal	W, 12-5	Pac-10 Game
3/27	Cal	W, 6-1	Pac-10 Game
3/28	Cal	W, 3-2	Pac-10 Game
4/1	at Oregon	W, 1-0	Pac-10 Game
4/2	at Oregon	L, 5-6 (12)	Pac-10 Game
4/3	at Oregon	W, 7-3	Pac-10 Game
4/5	San Diego	W, 15-0	
4/6	San Diego	W, 11-6	
4/9	at Washington State	L, 5-6	Pac-10 Game
4/10	at Washington State	W, 11-7	Pac-10 Game
4/11	at Washington State	L, 5-9	Pac-10 Game



ASU



2011 (43-18)

Head Coach: Tim Esmay

Pac-10 Record: 17-10 (T-2nd)

2/18	New Mexico	W, 8-2	
2/20	New Mexico	W, 8-1	
2/20	New Mexico	W, 7-5	
2/25	Delaware	L, 3-7	
2/26	Delaware	W, 9-2	
2/26	Delaware	W, 10-2	
2/27	Delaware	W, 13-4	
3/3	CS Bakersfield	L, 1-2 (10)	Coca-Cola Classic
3/4	Northern Illinois	W, 10-9	Coca-Cola Classic
3/5	Kansas	W, 4-3	Coca-Cola Classic
3/6	UC Riverside	W, 5-4 (11)	Coca-Cola Classic
3/11	at #23 Auburn	W, 8-7	
3/12	at #23 Auburn	W, 9-5	
3/13	at #23 Auburn	L, 8-10	
3/15	#2 Oklahoma	W, 6-2	
3/16	#2 Oklahoma	W, 6-4	
3/18	Oral Roberts	W, 5-1	
3/19	Oral Roberts	W, 4-3	
3/20	Oral Roberts	L, 2-5	
3/22	at #13 CS Fullerton	L, 3-7	
3/23	at #13 CS Fullerton	W, 10-1	
3/25	#15 Arizona	L, 2-5	Pac-10 Game
3/26	#15 Arizona	W, 5-1	Pac-10 Game
3/27	#15 Arizona	W, 8-1	Pac-10 Game
4/1	Oregon	W, 5-2	Pac-10 Game
4/2	Oregon	W, 3-1	Pac-10 Game
4/3	Oregon	W, 8-0	Pac-10 Game
4/5	at #21 Arizona	W, 10-5	
4/8	at #19 Oregon State	L, 3-5	Pac-10 Game
4/9	at #19 Oregon State	L, 6-7	Pac-10 Game
4/10	at #19 Oregon State	L, 6-9	Pac-10 Game
4/15	Washington State	W, 3-1	Pac-10 Game
4/16	Washington State	W, 8-2	Pac-10 Game
4/17	Washington State	W, 10-4	Pac-10 Game
4/21	at #15 Cal	W, 6-4 (17)	Pac-10 Game
4/22	at #15 Cal	W, 5-0	Pac-10 Game
4/23	at #15 Cal	W, 6-0	Pac-10 Game
4/26	at Arizona	W, 4-3	
4/29	#21 Stanford	W, 12-10	Pac-10 Game
4/30	#21 Stanford	L, 4-6	Pac-10 Game
5/1	#21 Stanford	W, 7-1	Pac-10 Game
5/2	BYU	W, 3-0	
5/3	BYU	L, 4-6	
5/6	Long Beach State	W, 6-3	
5/7	Long Beach State	W, 9-2	
5/8	Long Beach State	W, 17-9	
5/13	at USC	L, 1-5	Pac-10 Game
5/14	at USC	W, 7-4	Pac-10 Game
5/15	at USC	L, 2-6	Pac-10 Game
5/20	at Washington	W, 6-0	Pac-10 Game
5/21	at Washington	W, 12-0	Pac-10 Game
5/22	at Washington	L, 0-3	Pac-10 Game
5/27	#17 UCLA	L, 3-10	Pac-10 Game
5/28	#17 UCLA	L, 0-7	Pac-10 Game
5/29	#17 UCLA	W, 10-5	Pac-10 Game
6/3	New Mexico	W, 4-2	NCAA Regional (Tempe)
6/4	Charlotte	W, 16-1	NCAA Regional (Tempe)
6/5	#19 Arkansas	W, 13-4	NCAA Regional (Tempe)
6/10	at #5 Texas	W, 3-1	NCAA Super Regional (Austin)
6/11	at #5 Texas	L, 1-5	NCAA Super Regional (Austin)
6/12	at #5 Texas	L, 2-4	NCAA Super Regional (Austin)



Arizona State Baseball In Postseason Play

Postseason Summary**

NCAA Appearances	34
All-Time NCAA Record	158-70
Regional Appearances	28
Regional Titles	18
Record in Regionals	77-24
Record in Super Regionals	9-7
CWS Appearances	21
CWS Titles	5
CWS Runner-Up Finishes	5
Record at CWS	60-38 (.616)

2011**Regional, at Tempe, Ariz.**

ASU 4, New Mexico 2
ASU 16, Charlotte 1
ASU 13, Arkansas 4

Super Regional, at Austin, Texas

ASU 3, Texas 1
Texas 5, ASU 1
Texas 4, ASU 2

2010**Regional, at Tempe, Ariz.**

ASU 6, Milwaukee 2
ASU 12, Hawai'i 1
ASU 8, Hawai'i 4

Super Regional, at Tempe, Ariz.

ASU 7, Arkansas 6 (12)
ASU 7, Arkansas 5 (12)

2010 College World Series

Clemson 6, ASU 3
South Carolina 11, ASU 4

2009**Regional, at Tempe, Ariz.**

ASU 17, Kent State 6
ASU 4, Oral Roberts 1
ASU 8, Oral Roberts 3

Super Regional, at Tempe, Ariz.

ASU 7, Clemson 4
ASU 8, Clemson 2

2009 College World Series - 3rd Place

ASU 5, North Carolina 2 (10)
Texas 10, ASU 6
ASU 12, North Carolina 5
Texas 4, ASU 3

2008**Regional, at Tempe, Ariz.**

ASU 9, Stony Brook 7
ASU 15, Oklahoma 3
ASU 12, Oklahoma 0

Super Regional, at Tempe, Ariz.

ASU 12, Fresno State 4
Fresno State 8, ASU 6
Fresno State 12, ASU 9

2007***Regional, at Tempe, Ariz.**

*ASU 5, Monmouth 3
*ASU 9, UC Riverside 2
*ASU 19, Nebraska 7

Super Regional, at Tempe, Ariz.

*ASU 4, Mississippi 3
*ASU 7, Mississippi 1

2007 College World Series

*ASU 5, UC Irvine 4
Oregon State 12, ASU 6
UC Irvine 8, ASU 7 (10)

2006**Regional, at Houston, Texas**

Baylor 3, ASU 2
ASU 13, Prairie View A&M 4
Baylor 7, ASU 2

2005**Regional, at Tempe, Ariz.**

ASU 9, East Carolina 6
ASU 11, Coastal Carolina 3
ASU 9, Coastal Carolina 5

Super Regional, at Fullerton, Calif.

Cal State Fullerton 3, ASU 2
ASU 6, Cal State Fullerton 2
ASU 9, Cal State Fullerton 8

2005 College World Series - 3rd Place

Nebraska 5, ASU 3
ASU 4, Tennessee 2
ASU 8, Nebraska 7 (11)
ASU 6, Florida 1
Florida 6, ASU 3

2004**Regional, at Fullerton, Calif.**

Pepperdine 15, ASU 5
ASU 6, Minnesota 4
Cal State Fullerton 5, ASU 0

2003**Regional, at Tempe, Ariz.**

ASU 14, Central Conn. State 2
ASU 15, New Mexico State 0
ASU 16, UNLV 1

Super Regional, at Fullerton, Calif.

Cal State Fullerton 5, ASU 1
ASU 7, Cal State Fullerton 6
Cal State Fullerton 7, ASU 1

2002**Regional, at Mesa, Ariz.**

ASU 6, San Diego 3
Houston 8, ASU 4
ASU 11, San Diego 1
Houston 8, ASU 3

2001**Regional, at Fullerton, Calif.**

ASU 11, Texas Tech 3
Cal State Fullerton 13, ASU 3
Texas Tech 9, ASU 8

2000**Regional, at Tempe, Ariz.**

ASU 15, Miami (Ohio) 7
ASU 3, Texas 1
Texas 6, ASU 4
Texas 9, ASU 7

1998**Regional, at Wichita, Kansas**

ASU 8, Arkansas 4
Oklahoma State 13, ASU 8
ASU 6, Wichita State 4
ASU 13, Oklahoma State 5
ASU 3, Georgia Tech 1

1998 College World Series - 2nd Place

ASU 11, Florida State 10
ASU 9, Miami 2
ASU 14, Long Beach State 4
USC 21, ASU 14

1997**Regional, at Coral Gables, Fla.**

ASU 10, Florida International 2
ASU 3, Florida 2
ASU 10, Miami 3
Miami 7, ASU 6
Miami 6, ASU 5

1994**Regional, at Knoxville, Tenn.**

ASU 8, Western Carolina 6
ASU 7, Wright State 4
ASU 10, Tennessee 5
ASU 5, Tennessee 4 (10)

1994 College World Series- 3rd Place

ASU 4, Miami 0
Oklahoma 6, ASU 3 (11)
ASU 9, Miami 5
Oklahoma 6, ASU 1

1993**Regional, at Tempe, Ariz.**

ASU 13, George Mason 4
ASU 6, Minnesota 5
ASU 9, CS Northridge 0
ASU 12, St. John's 2

1993 College World Series

Wichita State 4, ASU 3 (11)
Oklahoma State 6, ASU 5

1992**Regional, at Wichita, Kan.**

CS Northridge 5, ASU 1
Wichita State 3, ASU 1

1990**Regional, at Tempe, Ariz.**

ASU 12, Pennsylvania 1
ASU 11, Loyola Marymount 9
Oklahoma State 17, ASU 9
ASU 8, Washington State 6 (10)
Oklahoma State 10, ASU 5

1989**Regional, at Waterbury, Conn.**

ASU 5, George Washington 0
ASU 15, Pennsylvania 4
LeMoyne 4, ASU 2
Arkansas 1, ASU 0

1988**Regional, at Tempe, Ariz.**

Evansville 1, ASU 0
ASU 13, Oklahoma 6
ASU 27, UNLV 8
ASU 11, Pepperdine 4
ASU 10, Pepperdine 5

1988 College World Series - 2nd Place

ASU 4, California 2
Wichita State 7, ASU 4
ASU 10, Florida 1
ASU 4, Wichita State 3 (10)
ASU 19, Wichita State 1
Stanford 9, ASU 4

1987**Regional, at Tempe, Ariz.**

ASU 9, SW Missouri 5
ASU 9, UCLA 3
ASU 4, Pepperdine 2
ASU 14, UCLA 4

1987 College World Series

Oklahoma State 8, ASU 3
Florida State 3, ASU 0

1984**Regional, at Tempe, Ariz.**

ASU 8, Washington State 4
ASU 15, Hawaii 11
ASU 5, Stanford 4

1984 College World Series

ASU 9, Miami 6
ASU 23, Oklahoma State 12
Texas 8, ASU 4
Cal State Fullerton 6, ASU 1

1983**Regional, at Tempe, Ariz.**

ASU 19, Brigham Young 11
ASU 8, Cal State Fullerton 0
ASU 7, Fresno State 2

1983 College World Series - 3rd Place

Alabama 6, ASU 5 (11)
ASU 7, Maine 0
ASU 6, Oklahoma State 5
Alabama 6, ASU 0

1982**Regional, at Tempe, Ariz.**

ASU 6, San Diego State 1
Cal State Fullerton 10, ASU 9
ASU 9, Houston 5
Cal State Fullerton 8, ASU 7

1981**Regional, at Tempe, Ariz.**

ASU 9, Gonzaga 6
ASU 18, Cal State Fullerton 9
ASU 12, Cal State Fullerton 7

1981 College World Series - Title #5

ASU 11, Texas 2
ASU 4, Mississippi State 3
Oklahoma State 11, ASU 10
ASU 10, South Carolina 7
ASU 12, Texas 3
ASU 7, Oklahoma State 4

1978**Regional, at Tempe, Ariz.**

UNLV 17, ASU 10
ASU 14, Washington State 8
ASU 30, UNLV 5
ASU 17, Gonzaga 1
ASU 11, Gonzaga 4

1978 College World Series - 2nd Place

ASU 13, St. John's 2
ASU 7, Oral Roberts 6
USC 5, ASU 2
ASU 13, Miami 3
USC 10, ASU 3

1977**Regional, at Tempe, Ariz.**

ASU 6, Cal State Fullerton 2
ASU 11, Washington State 7
ASU 3, Washington State 2

1977 College World Series - Title #4

ASU 10, Clemson 7
Southern Illinois 3, ASU 2
ASU 8, Minnesota 4
ASU 6, South Carolina 2
ASU 10, Southern Illinois 0
ASU 2, South Carolina 1

1976**Regional, at Tempe, Ariz.**

ASU 13, Gonzaga 2
ASU 11, Memphis State 4
ASU 12, Minnesota 5

1976 College World Series - 3rd Place

ASU 7, Arizona 6
Eastern Michigan 2, ASU 1
ASU 9, Wash. St. 3
ASU 7, Maine 0
Arizona 5, ASU 1

1975**Regional, at Tempe, Ariz.**

ASU 18, Washington State 2
ASU 20, Puget Sound 3
Washington State 8, ASU 7
ASU 5, Washington State 1

1975 College World Series - 3rd Place

ASU 5, Cal State Fullerton 3
ASU 5, Texas 2
South Carolina 6, ASU 3
ASU 1, Oklahoma 0
South Carolina 4, ASU 1

1973**District 7, at Mesa, Ariz.**

ASU 14, Denver 1
ASU 14, Denver 0

1973 College World Series - 2nd Place

ASU 3, Penn State 1
ASU 3, Minnesota 0
USC 3, ASU 1
ASU 6, Texas 5
USC 4, ASU 3

1972**District 7, at Mesa, Ariz.**

ASU 8, Weber State 1
ASU 5, Weber State 0

1972 College World Series - 2nd Place

ASU 2, Iowa 1
ASU 1, Oklahoma 0
ASU 3, USC 0
ASU 1, Temple 0
USC 3, ASU 1
USC 1, ASU 0

1969**District 7, at Mesa, Ariz.**

ASU 7, Idaho 1
ASU 3, Idaho 2

1969 College World Series - Title #3

Texas 4, ASU 0
ASU 2, UCLA 1
ASU 4, Massachusetts 2
ASU 11, Tulsa 3
ASU 4, NYU 1
ASU 10, Tulsa 1

1967**District 7, at Phoenix, Ariz.**

ASU 11, Air Force 0
Air Force 5, ASU 2
ASU 6, Air Force 0

1967 College World Series - Title #2

ASU 7, Oklahoma St. 2
ASU 8, Boston College 1
ASU 5, Stanford 3
Houston 3, ASU 0
ASU 4, Stanford 3
ASU 11, Houston 2

1965**District 7, at Phoenix, Ariz.**

ASU 7, Colorado State 2
ASU 12, Colorado State 3

1965 College World Series - Title #1

ASU 14, Lafayette 1
ASU 13, St. Louis 3
ASU 9, Ohio St. 4
ASU 6, St. Louis 2
Ohio St. 7, ASU 3
ASU 2, Ohio St. 1

1964**District 7, at Colorado Springs, Colo.**

ASU 6, Air Force 1
ASU 7, Air Force 6

1964 College World Series

Missouri 7, ASU 0
ASU 5, Mississippi 0
Maine 4, ASU 2

*- All postseason wins in 2007 later vacated due to NCAA sanctions.

** - Postseason appearance and victories in 2007 later vacated due to NCAA sanctions. On-field NCAA appearances are 34 and 22 CWS appearances. Records listed reflect vacations.



WALL OF HONOR

National Players of the Year (14)

Rick Monday	<i>The Sporting News</i>	1965
Reggie Jackson	<i>The Sporting News</i>	1966
Gary Gentry	<i>The Sporting News</i>	1967
Paul Ray Powell	<i>The Sporting News</i>	1969
Eddie Bane	<i>The Sporting News</i>	1973
Jerry Maddox	Lefty Gomez Plate	1975
Floyd Bannister	<i>The Sporting News</i>	1976
	Lefty Gomez Plate	1976
Bob Horner	<i>The Sporting News</i>	1978
	Golden Spikes	1978
Mike Sodders	<i>Baseball America</i>	1981
Oddibe McDowell	<i>Baseball America</i>	1984
	Golden Spikes	1984
	<i>Collegiate Baseball</i>	1984
Mike Kelly	<i>Baseball America</i>	1990
	<i>Collegiate Baseball</i>	1990
	Bob Smith Award	1990
	<i>The Sporting News</i>	1990
Mike Kelly	Golden Spikes	1991
Paul Lo Duca	<i>The Sporting News</i>	1993
Mike Leake	ABCA	2009

All-Americans (60 first team / 115 overall)

1963	Sterling Slaughter, RHP, first team
1964	Skip Hancock, RHP, second team
1965	Luis Lagunas, 2B, first team
1965	Rick Monday, OF, first team
1965	John Pavlik, RHP, second team
1966	Reggie Jackson, OF, first team
1967	Gary Gentry, RHP, first team
1967	Scott Reid, OF, first team
1968	Fred Nelson, 2B, first team
1969	Billy Cotton, C, second team
1969	Larry Gura, LHP, first team
1969	Paul Ray Powell, OF, first team
1970	Lenny Randle, SS, third team
1971	Alan Bannister, SS, first team
1971	Roger Schmuck, 1B, first team
1971	Craig Swan, RHP, third team
1972	Eddie Bane, LHP, third team
1972	Alan Bannister, SS, first team
1972	Craig Swan, RHP, first team
1973	Eddie Bane, LHP, first team
1973	Bill Berger, 2B, third team
1975	Jerry Maddox, SS, first team
1975	Floyd Bannister, LHP, first team
1975	John Poloni, LHP, second team
1976	Mike Colbern, OF, first team
1976	Floyd Bannister, LHP, first team
1976	Ken Landreaux, OF, first team
1976	John Poloni, LHP, second team
1977	Hubie Brooks, OF/SS, first team
1977	Dave Hudgens, 1B, second team
1977	Bob Horner, 2B, first team
1977	Ricky Peters, OF, third team
1978	Chris Bando, C, first team
1978	Hubie Brooks, OF/SS, first team
1978	Bob Horner, 3B, first team
1981	Kevin Romine, OF, first team
1981	Kendall Carter, RHP, first team

1981	Mike Sodders, 3B, first team
1982	Alvin Davis, 1B, second team
1982	Kevin Romine, OF, second team
1983	Oddibe McDowell, OF, first team
1984	Oddibe McDowell, OF, first team
1984	Todd Brown, OF, third team
1985	Barry Bonds, OF, second team
1986	Rick Morris, OF, third team
1987	Mike Benjamin, SS, first team
1988	Kevin Higgins, 2B, first team
1988	Linty Ingram, RHP, second team
1988	Dan Rumsey, OF, second team
1989	Mike Kelly, OF, second team
1989	John Finn, 3B, third team
1990	Mike Kelly, OF, first team
1990	Anthony Manahan, 2B, first team
1990	Sean Rees, LHP, first team
1991	Mike Kelly, OF, first team
1993	Paul Lo Duca, C/DH, first team (SA)
1993	Antone Williamson, 3B, first team (SA)
1993	Doug Newstrom, INF, first team (SA)
1993	Marc Barcelo, RHP, third team
1994	Jacob Cruz, OF, second team
1994	Antone Williamson, 3B, first team (SA)
1994	Noah Peery, LHP, first team (SA)
1994	Scott Shores, OF, second team (SA)
1994	Todd Cady, INF, third team (SA)
1995	Kaipo Spenser, RHP, second team (SA)
1995	Robbie Kent, INF, third team (SA)
1996	Robbie Kent, INF, third team (SA)
1996	Phill Lowery, LHP, honorable mention (SA)
1997	Dan McKinley, OF, second team (BA), third team (CB)
1997	Andrew Beinbrink, 3B, second team (SN)
1997	Ryan Mills, LHP, third team (NCBWA)
1998	Willie Bloomquist, 2B, second team (NCBWA, ABCA), third team (BA, SN)
1998	Andrew Beinbrink, 3B, first team (NCBWA)
1998	Ryan Mills, LHP, second team (NCBWA)
1998	Mikel Moreno, OF, third team (NCBWA)
1998	Casey Myers, DH, third team (NCBWA)
1999	Andrew Beinbrink, 3B, first team (CBI), second team (NCBWA, BW), third team (CB, BA)
1999	Willie Bloomquist, SS, first team (BA, ABCA, CBI), 2nd team (NCBWA), 3rd team (CB)
1999	Mark Ernster, DH, third team (NCBWA)
2000	Mitch Jones, OF, first team (BA, CB, SN, NCBWA, ABCA, BW)
2000	Casey Myers, C, first team (BA, NCBWA, SN), second team (CB, ABCA, BW)
2000	Jon Switzer, LHP, third team (CB)
2001	Andy Torres, RHP, second team

	(NCBWA)
2001	Casey Myers, C, first team (SN), second team (BA, CB, NCBWA, ABCA, BW)
2003	Dustin Pedroia, SS first team (CB, NCBWA, ABCA, BW, CBI) second team (BA)
2003	Steve Garrabrants, second team (NCBWA)
2003	Jeff Larish, 1B, first team (CB, BA, CBI) third team (NCBWA, ABCA)
2003	Jered Liebeck, RHP, third team (NCBWA)
2003	Jeremy West, DH, first team (ABCA)
2003	Andre Ethier, OF, HM (CBI)
2004	Dustin Pedroia, SS first team (NCBWA, BW, BA) second team (CBI, ABCA, CB)
2004	Jason Urquidez, RHP, HM (CBI)
2005	Travis Buck, 3B/OF second team (NCBWA) third team (CB)
2006	Eric Sogard, INF second team (NCBWA) third team (CB)
2007	Brett Wallace, 1B first team (BA, R, CB, NCBWA) second team (ABCA)
2007	Eric Sogard, 2B second team (BA, R, ABCA) third team (CB)
2007	Kiel Roling, C/DH first team (ABCA) second team (NCBWA)
2007	Josh Satow, LHP second team (CB)
2007	Mike Leake, RHP third team (CB)
2007	Ike Davis, OF third team (CB)
2008	Brett Wallace, 3B first team (BA, NCBWA, R, ABCA) second team (CB)
2008	Ike Davis, 1B/LHP first team (BA, NCBWA, R, ABCA, CB)
2008	Mike Leake, RHP/UTL second team (BA, CB) third team (NCBWA)
2008	Jason Kipnis, OF second team (ABCA) third team (BA)
2008	Tommy Rafferty, RHP

LEGEND

BW: Baseball Weekly (Sports Weekly/USA Today)
 BA: Baseball America
 NCBWA: National Collegiate Baseball Writers Association
 CBI: College Baseball Insider

ABCA: Coaches Association
 CB: Collegiate Baseball
 SN: The Sporting News
 SA: Smith Super Team
 R: Rivals.com



second team (NCBWA)
 2009 Mike Leake, RHP
 first team (BA, NCBWA, R, ABCA, CB)
 2009 Jason Kipnis, OF
 first team (BA, NCBWA, R, ABCA, CB)
 2009 Carlos Ramirez, C
 first team (ABCA)
 third team (CB, NCBWA)
 2009 Josh Spence, LHP
 third team (BA, CB)
 2010 Zack MacPhee, 2B
 first team (BA, NCBWA, R, CB, ABCA)
 2010 Seth Blair, RHP
 first team (BA, ABCA)
 second team (CB, NCBWA)
 2010 Jordan Swagerty, RHP
 second team (NCBWA)
 third team (CB)
 2010 Riccio Torrez, 1B
 third team (CB)
 2011 Joey DeMichele, DH
 first team (ABCA)
 third team (BA)

Freshman All-Americans (28)

1995 Ryan Bradley (CB)
 1996 Andrew Beinbrink (CB)
 1996 Phill Lowery, HM (CB)
 1997 Willie Bloomquist, HM (CB)
 1998 Casey Myers, first team (CB, SN)
 1998 Chad Pennington, HM (CB)
 1999 Jon Switzer, HM (CB)
 2000 Dennis Wyrick, third team (BA)
 2001 Rod Allen, first team (CB, BA)
 2001 Jeremy West, first team (CB)
 2001 Steve Garrabrants, HM (CB)
 2001 Nick Walsh, HM (CB)
 2001 Ryan Schroyer, HM (CB)
 2001 Mike Esposito, HM (CB)
 2001 Aaron Klusman, HM (CB)
 2002 Dustin Pedroia, first team (CB)
 2002 Jeff Larish, HM (CB)
 2002 Mark Sopko, HM (CB)
 2003 Erik Averill, first team (CB), second team (BA)
 2003 Travis Buck, first team (CB), second team (BA)
 2004 Zechry Zincola, first team (CB), second team (BA)
 2006 Ike Davis, first team (CB), second team (BA)
 2006 Preston Paramore, first team (CB), second team (BA)
 2007 Mike Leake, first team (BA, CB, R)
 2009 Mitchell Lambson, first team (CB, R, NCBWA),

second team (BA)
 2010 Brady Rodgers, first team (CB, NCBWA, R)
 2010 Deven Marrero, first team (CB), second team (NCBWA)
 2011 Trevor Williams, first team (CB)

Academic All-Americans (12)

1970 Roger Schmuck
 1976 Brandt Humphrey
 1977 Mike Henderson
 1982 Alvin Davis
 1991 Jim Henderson
 1999 Mark Ernster
 1999 Casey Myers
 1999 Willie Bloomquist
 2000 Casey Myers
 (Academic All-American of the Year)
 2001 Casey Myers
 (Academic All-American of the Year)
 2008 Petey Paramore
 2009 Mike Leake
 (Academic All-American of the Year)
 2011 Andy Workman

Team USA Members (18)

1984 Oddibe McDowell (Olympics)
 1990 Jim Austin
 1995 Kaipo Spenser
 1998 Willie Bloomquist
 2000 Jon Switzer
 2000 Casey Myers
 2001 Mike Esposito
 2002 Dustin Pedroia
 2003 Dustin Pedroia
 2003 Jeff Larish
 2004 Travis Buck
 2007 Brett Wallace
 2007 Petey Paramore
 2008 Mike Leake
 2009 Matt Newman
 2010 Drew Maggi
 2011 Deven Marrero
 2011 Brady Rodgers

All-Western Athletic Conference (88)

1964 Sal Bando, INF
 1964 Jan Kleinman, INF
 1964 Luis Lagunas, INF
 1964 John Ruedy, INF
 1964 Jack Handley, OF
 1964 Sam Cook, RHP
 1964 Skip Hancock, RHP
 1965 Tony Alesci, C
 1965 Sal Bando, INF
 1965 Luis Lagunas, INF
 1965 Don Dyer, OF
 1965 Rick Monday, OF
 1965 John Pavlik, RHP
 1966 Don Dyer, C
 1966 Jan Kleinman, 1B

1966 Reggie Jackson, OF
 1966 Jeff Pentland, LHP
 1967 Ron Davini, C
 1967 Randy Bobb, 1B
 1967 Scott Reid, OF
 1967 Gary Gentry, RHP
 1968 Ron Davini, C
 1968 Joe Paulson, 1B
 1968 Fred Nelson, 2B
 1968 Dave Grangaard, 3B
 1968 Ken Hansen, RHP
 1969 Bill Cotton, C
 1969 Jeff Osborn, 1B
 1969 Ralph Dick, OF
 1969 Paul Ray Powell, OF
 1969 Larry Gura, LHP
 1970 Jeff Osborn, 2B
 1970 Lenny Randle, SS
 1970 Roger Schmuck, OF
 1971 Roger Schmuck, 1B
 1971 Ken Reed, 2B
 1971 Alan Bannister, SS
 1971 Gary Atwell, OF
 1971 Craig Swan, RHP
 1972 Clint Myers, C
 1972 Jerry Mantlo, 1B
 1972 Ken Reed, 2B
 1972 Rick Valley, 3B
 1972 Alan Bannister, SS
 1972 Bump Wills, OF
 1972 Craig Swan, RHP
 1972 Eddie Bane, LHP
 1973 Clint Myers, C
 1973 Clay Westlake, 1B
 1973 Bill Berger, 2B
 1973 Gary Atwell, OF
 1973 Dick Harris, OF
 1973 Dennis Kendrick, OF
 1973 Eddie Bane, LHP
 1974 Clay Westlake, 1B
 1974 Tommy Sain, INF
 1974 John Poloni, LHP
 1974 Mike Colbern, DH
 1975 RJ Harrison, C
 1975 Clay Westlake, 1B
 1975 Jerry Maddox, INF
 1975 Tommy Sain, INF
 1975 Ken Landreaux, OF
 1975 Greg Cochran, RHP
 1975 Floyd Bannister, LHP
 1975 Rick Peters, DH
 1976 Gary Allenson, C
 1976 Ken Phelps, 1B
 1976 Bob Horner, INF
 1976 Brandt Humphry, INF
 1976 Rick Peters, INF
 1976 Ken Landreaux, OF
 1976 Floyd Bannister, LHP
 1976 Clay Westlake, DH
 1977 Chris Bando, C
 1977 Dave Hudgens, 1B
 1977 Mike Henderson, INF
 1977 Bob Horner, INF
 1977 Rick Peters, OF

1977 Darrell Jackson, LHP
 1977 Jamie Allen, DH
 1978 Chris Bando, C
 1978 Mike Anicich, 1B
 1978 Hubie Brooks, INF
 1978 Bob Horner, INF
 1978 Steve Michael, OF
 1978 Ken Jones, RHP
 1978 Jamie Allen, DH

First-Team All-Pac-10 Conference (127)

1979 Mike Anicich, 1B
 1979 Marty Barrett, 3B
 1979 Ed Irvine, OF
 1980 Alvin Davis, DH
 1980 Stan Holmes, OF
 1981 Kendall Carter, RHP
 1981 Alvin Davis, 1B
 1981 Kevin Dukes, LHP
 1981 Ricky Nelson, OF
 1981 Kevin Romine, OF
 1981 Mike Sodders, 3B
 1982 Doug Baker, SS
 1982 Alvin Davis, 1B
 1982 Mike Hogan, RHP
 1982 Kevin Romine, OF
 1982 Ronni Salcedo, 3B
 1982 Don Smith, RHP
 1982 Chris Johnson, DH
 1983 Kendall Carter, RHP
 1983 Oddibe McDowell, OF
 1983 Steve Moses, OF
 1983 Don Wakamatsu, C
 1984 Barry Bonds, OF
 1984 Todd Brown, DH
 1984 Dave Graybill, RHP
 1984 Oddibe McDowell, OF
 1984 Don Wakamatsu, C
 1985 Barry Bonds, OF
 1985 Rick Morris, UT
 1985 Don Wakamatsu, C
 1986 Rick Morris, OF
 1986 Ted Dyson, 1B
 1987 Mike Benjamin, SS
 1987 Tony Mattia, DH
 1987 Mike Schwabe, RHP
 1987 Tim Spehr, C
 1988 Linty Ingram, RHP
 1988 Kevin Higgins, 2B
 1988 Blas Minor, RHP
 1988 Dan Rumsey, OF
 1988 Steve Willis, 1B
 1989 Dave Alexander, RHP
 1989 John Finn, 3B
 1989 Kevin Higgins, 2B
 1989 Anthony Manahan, SS
 1990 Mike Kelly, OF
 1990 Jim Austin, OF
 1990 Anthony Manahan, 2B
 1990 Sean Rees, LHP
 1990 Fernando Viana, SS
 1991 Jim Austin, OF
 1991 Mike Kelly, OF



1992 Jeff Matrangola, RHP
 1992 Doug Newstrom, UT
 1992 Kurt Ehmann, SS
 1993 Paul Lo Duca, C
 1993 Marc Barcelo, RHP
 1993 Doug Newstrom, 1B
 1993 Antone Williamson, 3B
 1994 Noah Peery, RHP
 1994 Scott Shores, OF
 1994 Antone Williamson, 3B
 1994 Jacob Cruz, OF
 1995 Kaipo Spenser, RHP
 1995 Randy Betten, 2B
 1995 Robbie Kent, 1B
 1996 Robbie Kent, 2B
 1997 Dan McKinley, OF
 1997 Andrew Beinbrink, 3B
 1998 Andrew Beinbrink, 3B
 1998 Willie Bloomquist, IF/OF
 1998 Phill Lowery, LHP
 1999 Andrew Beinbrink, 3B
 1999 Willie Bloomquist, SS
 2000 Mitch Jones, OF
 2000 Brooks Conrad, 2B
 2000 Casey Myers, C
 2001 Rod Allen, DH/OF
 2001 Casey Myers, C
 2001 Brooks Conrad, 2B
 2001 Chris Duffy, OF
 2002 Andre Ethier, OF
 2002 Dustin Pedroia, SS
 2002 Jeremy West, 1B
 2003 Jeff Larish, 1B
 2003 Ryan Schroyer, RHP
 2003 Steve Garrabrants, 2B
 2003 Andre Ethier, OF
 2004 Dustin Pedroia, SS
 2004 Travis Buck, OF
 2004 Jason Urquidez, RHP
 2005 Travis Buck, 3B/OF
 2005 Jeff Larish, 1B
 2006 Colin Curtis, OF
 2006 Ike Davis, LHP/OF
 2006 Preston Paramore, C
 2006 Eric Sogard, INF
 2007 Brett Wallace, 1B
 2007 Eric Sogard, 2B
 2007 Petey Paramore, C/DH
 2007 Kiel Roling, C/DH
 2007 Ike Davis, OF
 2007 Josh Satow, LHP
 2007 Mike Leake, RHP
 2008 Brett Wallace, 3B
 2008 Ike Davis, 1B/LHP
 2008 Mike Leake, RHP/UTL
 2008 Jason Kipnis, OF
 2008 Petey Paramore, C
 2009 Mike Leake, RHP
 2009 Jason Kipnis, OF
 2009 Josh Spence, LHP
 2009 Matt Newman, OF/LHP
 2009 Mitchell Lambson, LHP
 2009 Carlos Ramirez, C
 2010 Zack MacPhee, 2B

2010 Seth Blair, RHP
 2010 Drew Maggi, SS/LF
 2010 Riccio Torrez, 1B
 2010 Kole Calhoun, OF
 2010 Jordan Swagerty, RHP
 2010 Mitchell Lambson, LHP
 2011 Joey DeMichele, DH
 2011 Riccio Torrez, 3B
 2011 Deven Marrero, SS
 2011 Johnny Ruettiger, OF
 2011 Austin Barnes, C

Honorable Mention All-Pac-10 Conference (132)

1983 Romy Cucjen, INF
 1984 Louie Medina, INF
 1984 Steve Murray, INF
 1984 Kendall Carter, RHP
 1984 Doug Henry, RHP
 1985 George Lopez, INF
 1985 Louie Medina, INF
 1985 Todd Brown, OF
 1985 Jeff Roberts, RHP
 1987 Ted Dyson, INF
 1987 Dan Rumsey, OF
 1987 Linty Ingram, RHP
 1990 Eric Helfand, C
 1990 Kip Yaughn, RHP
 1990 Todd Douma, LHP
 1992 Dave Robson, C
 1992 Bill Dunn, INF
 1992 Antone Williamson, INF
 1992 Todd Stevenson, OF
 1993 Bill Dunn, INF
 1993 Jacob Cruz, OF
 1993 Brian Lootens, OF
 1993 Dax Winslett, RHP
 1994 Todd Cady, C
 1994 Damon Lembi, INF
 1994 Billy Neal, RHP
 1994 Kaipo Spenser, RHP
 1994 Sean Tyler, DH
 1995 Cody McKay, INF
 1995 Ryan Bradley, RHP
 1996 Cody McKay, C
 1996 Andrew Beinbrink, INF
 1996 Dan McKinley, OF
 1996 Mikel Moreno, OF
 1996 Ryan Bradley, RHP
 1996 Jeff Cermak, RHP
 1997 Richy Leon, RHP
 1997 Ryan Bradley, RHP
 1998 Jeremy Jones, C
 1998 Michael Collins, INF
 1998 Mikel Moreno, OF
 1998 Chuck Crumpton, RHP
 1998 Chad Pennington, RHP
 1998 Ryan Mills, LHP
 1998 Casey Myers, DH
 1999 Mark Ernster, INF
 1999 Jeff Duncan, OF
 1999 Chuck Crumpton, RHP
 1999 Jon Switzer, LHP
 2000 Jeff Phelps, INF

2000 Eric Doble, RHP
 2000 Jon Switzer, LHP
 2001 Mike Lopez, INF
 2001 Dennis Wyrick, INF
 2001 Mike Esposito, RHP
 2001 Aaron Klusman, RHP
 2001 Andy Torres, RHP
 2001 Drew Friedberg, LHP
 2001 Jon Switzer, LHP
 2002 Cesar Castillo, C
 2002 Sergio Garcia, INF
 2002 Steve Garrabrants, INF
 2002 Jeff Larish, INF
 2002 Jon Sheaffer, OF
 2002 Mike Esposito, RHP
 2002 Jered Liebeck, RHP
 2002 Robbie McClellan, RHP
 2002 Ryan Schroyer, RHP
 2003 Tuffy Gosewisch, C
 2003 Frank Mesa, INF
 2003 Nick Walsh, INF
 2003 Jeremy West, INF
 2003 Travis Buck, OF
 2003 Jered Liebeck, RHP
 2003 Ben Thurmond, RHP
 2004 Tuffy Gosewisch, C
 2004 Josh Asanovich, INF
 2004 Joe Persichina, INF
 2004 Nick Walsh, INF
 2004 Colin Curtis, OF
 2004 Jeff Larish, OF
 2004 Pat Bresnehan, RHP
 2004 Jeff Mouser, RHP
 2004 Zechry Zinicola, RHP/IF
 2004 Erik Averill, LHP
 2005 Tuffy Gosewisch, C
 2005 Seth Dhaenens, INF
 2005 Andrew Romine, INF
 2005 Colin Curtis, OF
 2005 JJ Sferra, OF
 2005 Pat Bresnehan, RHP
 2005 Jason Urquidez, RHP
 2005 Erik Averill, LHP
 2005 Brett Bordes, LHP
 2006 Brett Wallace, INF
 2006 Daryl Arreola, RHP
 2006 Tony Barnette, RHP
 2006 Brett Bordes, LHP
 2007 Matt Spencer, OF/LHP
 2007 Andrew Romine, SS
 2007 Tim Smith, OF
 2007 Brian Flores, LHP
 2008 Matt Newman, OF/LHP
 2008 Tommy Rafferty, RHP
 2008 Kiel Roling, C/DH
 2008 Josh Satow, LHP
 2008 Ryan Sontag, OF
 2008 Raoul Torrez, 2B
 2009 Seth Blair, RHP
 2009 Kole Calhoun, OF
 2009 Drew Maggi, SS
 2009 Zack MacPhee, 2B

2009 Jared McDonald, INF
 2009 Jordan Swagerty, RHP
 2009 Raoul Torrez, 3B
 2009 Riccio Torrez, INF
 2010 Raoul Torrez, 3B
 2010 Zach Wilson, DH
 2010 Austin Barnes, C
 2010 Jake Borup, RHP
 2010 Merrill Kelly, RHP
 2010 Johnny Ruettiger, OF
 2010 Deven Marrero, SS
 2010 Brady Rodgers, RHP
 2011 Brady Rodgers, RHP
 2011 Alex Blackford, RHP
 2011 Kramer Champlin, RHP
 2011 Mitchell Lambson, LHP
 2011 Zack MacPhee, 2B
 2011 Zach Wilson, 1B
 2011 Matt Newman, OF
 2011 Trevor Williams, RHP

Conference Affiliations:

Border	1959
Independent	1960-62
WAC	1963-78
Pac-10 South	1979-98
Pac-10	1999-2011

Notes:

All-Conference selections listed are first team, unless otherwise noted.
 First year of WAC All-Conference selections was 1964.
 The WAC did not begin Coach of the Year or Player of the Year awards until 1986.
 There are years that the Pac-10 POY was not listed with regular All-Pac-10 team.

Pac-10 Player of the Year (15)

1981 Mike Soddors, 3B
 1982 Alvin Davis, 1B
 1984 Oddibe McDowell, OF (co)
 1988 Linty Ingram, P
 1990 Mike Kelly, OF (co)
 1993 Paul Lo Duca, C/DH (co)
 1994 Jacob Cruz, OF
 1999 Willie Bloomquist, SS
 2000 Casey Myers, C
 2001 Casey Myers, C
 2003 Dustin Pedroia, SS (co)
 2007 Brett Wallace, 1B
 2008 Brett Wallace, 3B
 2009 Jason Kipnis, OF
 2010 Zack MacPhee, 2B

Pac-10 Pitcher of the Year (5)

1993 Marc Barcelo (co)
 1994 Noah Peery (co)
 2008 Mike Leake
 2009 Mike Leake
 2010 Seth Blair

Pac-10 Newcomer of the Year (2)

2006 Ike Davis, LHP/OF
 2008 Jason Kipnis, OF



Pac-10 Defensive Player of the Year (2)

2007 Eric Sogard, 2B
2011 Deven Marrero, SS

Pac-10 Coach of the Year (10)

1981 Jim Brock
1982 Jim Brock
1984 Jim Brock
1988 Jim Brock
1993 Jim Brock
2000 Pat Murphy
2007 Pat Murphy
2008 Pat Murphy
2009 Pat Murphy
2010 Tim Esmay

College World Series MOP (5)

1965 Sal Bando, 3B
1967 Ron Davini, C
1969 John Dolinsek, OF
1977 Bob Horner, 2B
1981 Stan Holmes, OF

All-College World Series (59)

1965 Sal Bando, 3B
1965 Luis Lagunas, 2B
1965 Rick Monday, OF
1965 Doug Nurnberg, RHP
1967 Ron Davini, C
1967 Gary Gentry, RHP
1967 Dave Grangaard, 3B
1967 Jack Lind, SS
1967 Scott Reid, OF
1969 Billy Cotton, C
1969 Roger Detter, SS
1969 John Dolinsek, OF
1969 Larry Gura, LHP
1969 Paul Ray Powell, OF
1972 Gary Atwell, OF
1972 Ken Reed, 2B
1972 Craig Swan, RHP
1972 Bump Wills, OF
1973 Eddie Bane, LHP
1973 Bill Berger, 2B
1973 Clint Myers, C
1973 Clay Westlake, 1B
1975 Gary Allenson, 3B
1975 Bob Pate, OF
1976 Ken Landreaux, OF
1976 Ken Phelps, 1B
1977 Jamie Allen, DH
1977 Mike Henderson, SS
1977 Bob Horner, 2B
1977 Brandt Humphry, 3B
1977 Chris Nyman, 1B
1977 Jerry Vasquez, RHP
1978 Chris Bando, C
1978 Bob Horner, 3B
1978 Casey Lindsey, LHP

1978 Steve Michael, OF
1981 Alvin Davis, 1B
1981 Kevin Dukes, LHP
1981 Stan Holmes, OF
1981 Lemmie Miller, OF
1981 Mike Soddors, 3B
1983 Barry Bonds, OF
1984 Barry Bonds, OF
1984 Oddibe McDowell, OF
1988 Ricky Candelari, OF
1988 John Finn, 3B
1988 Rusty Kilgo, LHP
1988 Pat Listach, SS
1988 Martin Peralta, DH
1988 Dan Rumsey, OF
1994 Antone Williamson, 3B
1998 Andrew Beinbrink, 3B
1998 Michael Collins, SS
1998 Rudy Arguelles, OF
2005 Travis Buck, OF
2005 Colin Curtis, OF
2005 Joey Hooft, 2B
2005 Jeff Larish, 1B
2009 Kole Calhoun, OF

CWS Rosenblatt Legends (4)

2010 Barry Bonds
2010 Eddie Bane
2010 Bob Horner
2010 Sal Bando

Golden Spikes Award Winners (3)

1978 Bob Horner
1984 Oddibe McDowell
1991 Mike Kelly

Golden Spikes Award Finalists (8)

1978 Bob Horner
1984 Oddibe McDowell
1990 Mike Kelly
1991 Mike Kelly
1993 Paul Lo Duca
1994 Jacob Cruz
2004 Dustin Pedroia
2008 Brett Wallace
2009 Mike Leake

NCAA Coach of the Year (4)

1965 Bobby Winkles
1969 Bobby Winkles
1977 Jim Brock
1981 Jim Brock

The Sporting News Coach of the Year (4)

1965 Bobby Winkles
1967 Bobby Winkles
1969 Bobby Winkles
1984 Jim Brock

Baseball America Coach of the Year (2)

1988 Jim Brock
1998 Pat Murphy

NCBWA District IX Player of the Year (2)

2007 Brett Wallace, 1B
2010 Zack MacPhee, 2B

Collegiate Baseball National Defensive Player of the Year (2)

2000 Casey Myers
2003 Dustin Pedroia

Johnny Bench Award Finalists (2)

2000 Casey Myers
2001 Casey Myers

College Baseball Hall of Fame (6)

2006 Bobby Winkles
2006 Bob Horner
2007 Jim Brock
2008 Eddie Bane
2008 Floyd Bannister
2010 Alan Bannister
2011 Oddibe McDowell

ABCA Hall of Fame (2)

1997 Bobby Winkles
1998 Jim Brock

Gene Autry Courage Award Winners (2)

1994 Jim Brock
2006 Colin Curtis

STMA Field of the Year (1)

1995 Brian Johnson / Packard Stadium



LETTERWINNERS

All-Time Roster 1959-2011

A

Acuff, Dan 1962
Adams, John 1970-71
Adams, Tommy 1989-91
Ahern, Jeff 1978-79, 81
Alberts, Bill 1971
Alesci, Tony 1963-65
Alexander, Dave 1989
Alexander, Kenny 1990
Allen, Jamie 1977-79
Allen, Rod 2001-03
Allenson, Gary 1973-76
Andersen, Ryan 1991
Anderson, Harley 1961-62
Andes, Quentin 2004-05
Andrews, Gary 1972-73
Anicich, Mike 1977-79
Annino, Tony 2009
Aplin, Andrew 2010-11
Arguelles, Rudy 1997-98
Arguello, Carlos 2002-03
Armstrong, Jim 1965-66
Armstrong, Kevin 1990
Arnold, Joe 1968
Arreola, Daryl 2006
Asanovich, Josh 2004
Atwell, Gary 1970-73
Aust, Ted 2007
Austin, Jim 1989-91
Averill, Erik 2003-05

B

Bailey, Adam 2007
Baker, Doug 1982
Ball, Wayne 1990-91
Ban, Mark 1982
Bando, Ben 2006
Bando, Chris 1975-78
Bando, Sal 1964-65
Bane, Eddie 1971-73
Bane, Jaymie 1997
Bannister, Alan 1970-72
Bannister, Floyd 1974-76
Barcelo, Marc 1993
Barnes, Austin 2009-11
Barnette, Tony 2005-06
Barnson, Roger 1958-61
Barr, Dave 1988
Barrett, Jake 2010-11
Barrett, Marty 1979
Bartholomew, Mike 1959
Barton, Dayton 1978
Beals, Bryan 1985-86
Beasley, Chris 1983-84
Beatty, Chris 2003
Beinbrink, Andrew 1996-99
Benedict, Allen 1960
Benedict, Jim 1983
Benjamin, Michael 2011
Benjamin, Mike 1986-87
Bennett, Keith 1985
Berger, Bill 1970-71, 73
Berger, Brian 2000
Bethke, Rick 1974-75
Betten, Randy 1994-95
Biancamano, Vinny 2005
Black, Allen 1981
Blackford, Alex 2010-11
Blair, Seth 2008-10
Blake, Josh 2004

Bloomquist, Willie 1997-99
Blue, John 1970-71
Bobb, Randy 1967
Bocchi, Joel 2002-04
Bogany, Jarred 2007
Boncore, Steve 1979-80
Bond, Jason 1994-96
Bonds, Barry 1983-85
Bondurant, Tom 1973
Bordes, Brett 2003-06
Bordes, Greg 2005, 07-08
Borup, Jake 2009-10
Bosch, Ryan 2003
Boudreau, Jim 1981-82
Bowman, Drew 2006
Braatz, Jerome 1986
Brader, Dustin 2007-08
Bradley, Ryan 1995-97
Brennan, Ed 1980, 82
Brenner, Terry 1969-70
Bresnehan, Pat 2004-06
Brewer, Mark 1980-81
Brewster, Rick 1975
Bridges, Jason 1987
Brion, Larry 1961-62
Brody, Steve 1989-92
Brooks, Hubie 1977-78
Brown, Don 1980
Brown, Jim 1967
Brown, Todd 1983-85
Brown, Trent 1995
Brule, Kyle 2008-09
Brundage, Joe 1925-26
Bruneel, Brett 2006
Bryant, Curt 1957-59
Buck, Travis 2003-05
Buckner, Earhell 1978-79
Burgess, Tom 1967
Burrola, Mike 1986-88
Burzette, Tim 1975
Butler, DJ 2005
Byrd, Ben 1996-97

C

Cadena, Nick 2002-04
Cadiante, Brett 1999
Cady, Todd 1992-94
Calhoun, Kole 2009-10
Call, Colin 1996-98
Calzia, John 1970
Candelari, Ricky 1988
Cantrell, Don 1942
Cardinale, Sal 1993
Carlton, Rich 1969
Carpenter, Ralph 1966-67
Carr, Al 1959
Carrigan, Keith 1985
Carrillo, Xorge 2010-11
Carter, Kendall 1981-84
Cartun, Dave 1963-65
Cassa, Pat 2004
Cassidy, David 1986-89
Castillo, Cesar 2001-02
Cermak, Jeff 1996-97
Champagnie, Marcel 2008
Champlin, Kramer 2011
Chipps, Sam 1966-67
Chmielinski, Ted 1999
Choat, John 1966
Chong, Chae-Ho 1986

Clapinski, Greg 1993
Clayton, Royal 1985-86
Cochell, Larry 1963
Cochran, Greg 1972-75
Coffman, Kasey 2011
Colbern, Mike 1974-76
Collinge, Jack 1969-70
Collins, Michael 1996-98
Combs, Freddie 1988
Conrad, Brooks 1999-2001
Cook, Chris 2004
Cook, Larry 1979
Cook, Sam 1961, 63-64
Cook, Vince 1985
Cooper, Larry 1966
Cope, Everett 1958-59
Corominas, Mike 1993-95
Cosentino, Joe 2004
Cotton, Bill 1968-69
Coviello, Dick 1960
Crawford, Eric 1990-91
Crawford, Jim 1969-72
Cress, Coby 2008
Crippen, Eddie 1991
Cronin, Tom 1960
Crumpton, Chuck 1998-99
Cruz, Jacob 1992-94
Cucjen, Romy 1983-84
Curtis, Colin 2004-06
Curtis, Link 1962

D

D'Angelo, Lou 1991-92
Davidson, Dan 1974-75
Davini, Ron 1967-68
Davis, Alvin 1979-82
Davis, Brett 2007
Davis, Ike 2006-08
Day, Chad 1995
Deakman, Josh 1995
Dean, Mitch 1976-78, 80
Deardorff, Tim 1982
Delnoce, Todd 1991-94
Delucchi, Dustin 1997-99
DeMichele, Joey 2010-11
Dempster, Kurt 1985-86, 88
Denham, Paul 1959
Detter, Roger 1967-69
Devereaux, Mike 1984-85
Dhaenens, Seth 2004-06
Dick, Ralph 1969
Dikos, Greg 1996-97
Doble, Eric 1999-2001
Dodd, Bill 1985
Dodd, Brian 1988-89
Dodd, Scott 1991
Dolinsek, John 1968-69
Dombrowski, Bob 1985-87, 89
Dorado, Reyes 2008
Douma, Todd 1990
Douty, Dean 1985
Downing, Phil 2000
Dryanski, Kevin 2005-06
Duffy, Chris 2001
Dukes, Kevin 1978-81
Dukes, Pat 1980-82
Duncan, Jeff 1999-2000
Dunn, Bill 1991-93
Dyer, Don "Duffy" 1965-66
Dyson, Ted 1983-84, 86-87

E

Edginton, Ryan 2001
Ehmann, Kurt 1991-92
Eiler, Byron 1979
Eiler, Dale 1976-79
Eiler, Larry 1976-78
Elmore, Jake 2008
Ermisch, Karl 1987
Ernster, Mark 1997-99
Esmay, Tim 1986-87
Esposito, Mike 2000-02
Ethier, Andre 2002-03

F

Fahsbender, Steve 1970
Farmer, Gordy 1987-88
Farrar, Brett 1983
Faust, Bill 1960
Faysak, Bill 1990
Fellers, Dave 1963
Fenton, Mike 1991-93
Ferris, Bob 1980
Field, Luke 2000
Fingers, Bobby 1982
Fingers, Jason 2000
Finn, John 1986-89
Flores, Brian 2007
Flowers Travis 1995
Forillo, Gary 1980
Foster, Jim 1971-72
Fox, Willy 2005-06
Foyt, Randy 1980
Franzblau, Jason 2008-09
Freitas, Jonn 1979
French, Paul 1999
Frick, Matt 1995
Friedberg, Drew 1998-2001
Fritz, Larry 1969
Fuentes, Javier 1995-96
Fullford, John 1994-95

G

Gallagher, Mike 1964-66
Garcia, Sergio 2002
Garrabrants, Steve 2001-03
Garrison, Seth 2005
Gehrke, Jay 1997-98
Gentry, Gary 1967
Gilbert, Shawn 1984
Gillie, Pat 1976-77
Glazebrook, Rick 1970-72
Gleason, Pete 1988
Glick, David 1978
Glick, Fritz 1966
Goodell, Steve 1995
Goodman, Scott 1999
Gorman, Bill 1959, 61-62
Gorrell, Rob 1991
Gosewisch, Chip 1996-99
Gosewisch, Tuffy 2002-05
Graham, Gary 1961-63
Grandstaff, Bob 1984
Grangaard, Dave 1967-68
Grasis, Gonzzo 2000
Gray, Bill 1968
Graybill, Dave 1982-84
Gretta, Jim 1964-66
Gribler, Travis 1994
Grijalva, Mike 1996-97



Grivetti, Mark 1980-81
Groover, Phil 1962
Guerrero, Mike 2003
Gunning, Tate 1999
Gura, Larry 1967-69
Gusich, John 1999-2000
Gutierrez, Jonathan 2001

H
Haggerty, Jim 1977, 79-80
Hahn, Brent 1985
Hahn, Cory 2011
Haij, Scott 1995
Hall, Matt 2006-07

Halland, Jon 1990
Halvorson, Greg 1996-98
Hammargren, Tucker ... 1988-90
Hancock, Greg 1968
Hancock, Skip 1964
Handley, Jack 1962-64
Hanna, Don 1976
Hanna, George 1959
Hansen, Ken 1968-71
Hansen, Mike 1970-71
Harris, Dick 1973
Harris, Ken 1979-80
Harris, Tony 1986-87
Harris, Willie 1969
Harrison, R.J. 1973-75
Hatasaki, Joe 2007
Hatch, Shaylor 1999
Hawk, Tom 1977-80
Haynes, Bruce 1969
Heidemann, Mike 1994
Heiden, Dick 1962-64
Heintzelman, Brian 1998
Helfand, Eric 1989-90
Henderson, Jim 1989-92
Henderson, Mike 1975-77
Henry, Doug 1983-85
Herczyk, Ed 1961
Hertzog, Phil 1967
Higgins, Kevin 1988-89
Hildebrandt, Mike 1975-77
Hill, Donnie 1981
Hill, J.D. 1968
Hines, Brendan 1997, 99-00
Hochevar, Jerry 1959-60
Hoehlin, Tyler 2007
Hogan, Mike 1982
Holmes, Stan 1979-81
Hooft, Joey 2005
Hoover, Darrell 1965
Horner, Bob 1976-78
Hrovat, Dale 1972-74
Hudgens, Dave 1975-78
Hughes, Mike 1971-72
Humphry, Brandt 1975-77
Hunt, Chuck 1966
Hutson, Scott 1987-88
Hyde, Merrill 1962-64

I
Ikeda, Danny 1960-62
Ingram, Linty 1987-88
Irvine, Ed 1977-79
Ishida, Jeeter 2009

J
Jackson, Darrell 1974-77
Jackson, Dwayne 1979
Jackson, J.J. 2001-02
Jackson, Jim 1983
Jackson, Reggie 1966
Jacob, Terry 1976

Jacobs, John 1957-60
Jacobson, Kent 1970-72
James, Brandon 1997
Jarvis, Jason 2007-08
Jefferson, Jim 1981-83
Johnson, Ty 1997, 99-01
Johnston, Chris 1981-82
Jones, Jeremy 1998
Jones, John 1959
Jones, Ken 1978-80
Jones, Mike 2006-08
Jones, Mitch 1999-2000

K
Kartler, Bryce 2000-03
Kavgian, Bob 1960-61, 63
Keefner, Eric 2001
Kelly, Merrill 2010
Kelly, Mike 1989-91
Kemp, Joe 1986
Kendrick, Dennis 1971, 73
Kennedy, Steve 1961
Kenneth, Mike 1973
Kent, Lew 1983-84
Kent, Robbie 1995-96
Kilgo, Rusty 1988-89
Kilian, Marty 1992
Kinsler, Ian 2002
Kipnis, Jason 2008-09
Kleinman, Jan 1964-66
Klusman, Aaron 2001-03
Kobar, Gene 1969-71
Koch, Barry 1981-82
Kolb, Damien 1996-97
Komadina, Tony 1973-74
Koning, Bill 1994
Kortmeyer, Scott 1993
Kostyk, Joe 1956-59
Kramer, Aaron 1998
Kudron, Roger 1957-60
Kush, Dave 1978-79
Kwasny, Rich 1967

L
LaGrow, Lerrin 1968-69
Laguna, Rocky 2005-08
Lagunas, Luis 1963-65
Lambson, Mark 2011
Lambson, Mitchell 2009-11
Landreaux, Ken 1974-76
Landry, Jeff 2005-06
Larish, Jeff 2002-05
LaSala, Leo 1979-80
Lea, Ron 1963-65
Leaf, Matt 2003
Leake, Mike 2007-09
Lefebvre, Bob 1960-61
Leinheiser, Bill 1969-70
Lembi, Damon 1994-95
Lentine, Jim 1973-74
Leon, Richy 1995-98
Leslie, Reggie 1986
Licini, Dave 1999
Liebeck, Jered 2000-03
Lind, Jack 1966-67
Lindner, Randy 1965
Lindsey, Casey 1977-79
Linthicum, Gary 1960-62
Linville, Larry 1967-68
Listach, Pat 1988
Littlefield, John 1974
Littleton, Ed 1959-61
Lizarraga, Cory 1999
Lo Duca, Paul 1993
Lootens, Brian 1992-93

Lopez, George 1983-85
Lopez, Javy 2003
Lopez, Joseph 2011
Lopez, Mike 2000-01
Lovrich, Pete 1962
Lowe, Sean 1992
Lowery, Phill 1996-98
Lucy, Frank 1975-76
Lujan, Ramiro 1961
Lyddon, Fred 1959
Lysgaard, Jim 1975

M
Mabry, Syl 1959
MacDougall, Tom 1963-64
MacPhee, Zack 2009-11
Maddox, Jerry 1974-75
Magee, Brandon 2009-11
Maggi, Beau 2011
Maggi, Bob 1966
Maggi, Drew 2009-10
Majeski, Joe 1986
Malone, Eddie 1977-78
Manahan, Anthony 1988-90
Mancuso, Jim 1995
Mantlo, Jerry 1970-72
Marietta, Ron 1996-97
Mariucci, Steve 1986-87
Marotz, Ty 2004-05
Marrero, Deven 2010-11
Martin, Cliff 1968
Martin, Jason 1985
Martin, Jonah 2000-01
Martin, Larry 1965-66
Martin, Steve 1989
Martinez, Bert 1980-83
Martinez, Brady 2006
Martinez, Ray 1959
Massarand, Bill 1967-69
Matranga, Jeff 1992
Matsik, Mike 1961
Matsumoto, Tyrus 1999
Mattia, Tony 1987
Mattson, Rob 1988-89
Mayberry, Germaine 1992
McAlister, Josh 2011
McCain, Mike 1978-81
McClellan, Robbie 2002-03
McDonald, James 2011
McDonald, Jared 2009
McDonald, Rod 1981
McDowell, Oddibe 1983-84
McGonigle, Billy 1993-94
McKay, Cody 1993-96
McKenna, Ryan 2001-02, 04
McKinley, Dan 1995-97
McMackin, Rex 1989-90
McNaughton, Tom 1983
Medina, Louie 1984-85
Meier, Dan 1998
Merrick, Jim 1963-65
Merrill, Scott 1977-79
Mesa, Frank 2003-04, 06
Michael, Steve 1976-78
Mickelson, Derek 1994-95
Miller, Denny 1978
Miller, Joe 1968-69
Miller, John 1960-62
Miller, Lemmie 1980-81
Mills, Ryan 1996-98
Milner, Daniel 2010-11
Milner, Robby 1998-2000
Minor, Blas 1987-88
Mitchell, Jason 2007
Mohler, Abe 1999

Molina, Gabe 1996
Monday, Rick 1965
Monette, Bill 1970
Moody, Josh 2010-11
Moon, Glenn 1978-79
Moreno, Mikel 1995-98
Morris, Rick 1985-86
Moses, Steve 1983
Moskau, Paul 1973
Mosley, Reggie 1983
Moss, Hayden 2008
Mousser, Jeff 2004
Mueller, Scott 2007
Mulligan, Greg 1967
Murphy, Mike 2008-09
Murray, Steve 1984
Musser, Marc 1967
Myers, Casey 1998-2001
Myers, Clint 1971-73

N
Neal, Billy 1994-95
Neal, Troy 1959-60
Nelson, Fred 1967-68
Nelson, Ricky 1979-81
Nemecek, Lad 1962-64
Newman, Matt 2008-11
Newman, Randy 1981-82
Newstrom, Doug 1991-93
Nichols, George 1960
Nurnberg, Doug 1965-67
Nyman, Chris 1975-77

O
Ogborne, Steve 1960-61
O'Hearn, Paul 1992
Oliver, Rich 1963-64
Ondracek, Kevin 1991-92
Osborn, Jeff 1968-70
Oscarson, Jeff 1973-74
Otten, Jim 1972-73
Otton, Kyle 2011

P
Pacheco, Jason 1996-97
Pagel, Mike 1980-82
Panek, Ernie 1960-61
Paramore, Petey 2006-08
Parigi, Joey 2007
Parkinson, Mike 1977-78
Pate, Bob 1975-76
Patterson, Eric 1986
Patterson, Jimmy 2010
Paulson, Joe 1966-68
Pavlik, John 1964-66
Pedroia, Dustin 2002-04
Peery, Noah 1993-94
Pelekoudas, Lee 1970-72
Pena, Tony 1990-91
Pennington, Chad 1998-2000
Pentland, Jeff 1966-68
Peralta, Martin 1987-88
Perkins, Ted 1980
Perlo, Ian 1999
Perrault, Josh 2002-03
Perry, Kent 1966-67
Persichina, Joe 2004-07
Peters, Rick 1974-77
Peterson, Erin 1965
Peterson, Jim 1974-76
Peterson, Pete 1996
Pezely, Franco 2000-01
Phelps, Jeff 1998-2001
Phelps, Ken 1975-76
Piper, Brian 1979



Plunkett, Mike 1968
Polan, Steve 1975
Poloni, John 1973-75
Popovec, Mike 1966
Porras, Jaime 1995
Powell, Paul Ray 1968-69
Pratt, Trent 1999-2000
Preach, R.J. 2008-09
Pritchert, Craig 1983
Pryor, Buddy 1982
Pugh, Tillman 2008
Pyon, Jung 1992

R

Rafferty, Tommy 2008
Raine, Steve 1979
Rajsich, Gary 1974-76
Ramirez, Angel 2000-01
Ramirez, Carlos 2009
Ramirez, J.D. 1985
Ramirez, Mario 1960-61
Randle, Lenny 1968-70
Randolph, Bob 1979
Ransom, Lloyd 1987
Rauer, Troy 1995
Rawitzer, Kevin 1992-93
Rawlings, Mike 1973-74
Rea, Clarke 1991
Reak, Gary 1983
Rector, Randy 1984-85
Reed, Alan 1962
Reed, Ken 1971-72
Rees, Sean 1989-91
Regoli, John 1958-60
Reid, Bob 1958-59
Reid, Jason 1990-91
Reid, Scott 1967
Rensmeyer, Jeff 1994
Rensmeyer, Mike 1993
Retherford, CJ 2006-07
Reynolds, Paul 1992
Rice, Wayne 1967
Richardson, Jerry 1961
Rivas, Oscar 1989
Rivera, Santiago 1993
Roberts, Jeff 1982-85
Robison, Ted 1965-66
Robson, Dave 1989-92
Rocha, Joe 1988
Rodgers, Brady 2010-11
Rodiles, Jose 1983-84
Roling, Kiel 2007-08
Romanick, Ron 1980
Romine, Andrew 2005-07
Romine, Kevin 1981-82
Ruedy, John 1963-64
Ruettiger, Johnny 2009-11
Ruiz, Abe 2009, 2011
Ruiz, Benny 1958-59
Ruiz, Enrique 1999
Rumsey, Dan 1986-89
Runge, Paul 1961-62
Rupcich, Mike 1970-72
Ruskey, Jason 1994

S

Sain, John 1971-73
Sain, Tom 1973-75
Salcedo, Ronni 1982
Samuels, Scott 1991-92
Sanchez, Miguel 2002
Sarfate, Dennis 2000
Satow, Josh 2005-08
Sauer, Stephen 2008
Saunders, Dick 1957-60

Schefskey, Steve 1977-78
Schlink, Pete 1981-82
Schmelz, Alan 1963, 65
Schmuck, Roger 1970-71
Schoenberger, Garrett .. 2002-04
Schorr, Bill 1987
Schroyer, Ryan 2001-03
Schutt, Doug 2002
Schwabe, Mike 1987
Scialo, Mike 1990-92
Scott, Charles 1983-85
Seibert, Gib 1980-82
Serrano, Ed 1984-85
Sferra, JJ 2005-06
Sheaffer, Jon 2001-02
Shiflett, Matt 1987
Shinholster, Vince 1986
Shinn, Ron 1960
Shirley, Greg 1983-84
Shores, Scott 1993-94
Silcox, Rusty 1990
Siler, Drew 1984-85
Simmons, Thomas 1996
Sims, Jim 1956-59
Sitzman, Jay 1997-99
Slaughter, Sterling 1961-63
Slocum, Doug 1973-74
Slonac, Steve 1959, 61
Smith, Brent 1992-93
Smith, Brian 1991
Smith, Don 1982
Smith, Glenn 1965-66
Smith, Josh 2002
Smith, Larry 1961-63
Smith, Roger 1986
Smith, Syd 1962-63
Smith, Tim 2007
Smitheran, Jack 1964-66
Sodders, Mike 1980-81
Sogard, Eric 2005-07
Solow, Ken 1977
Sontag, Ryan 2006-08
Sopko, Mark 2002-03
Spehr, Tim 1987-88
Spence, Josh 2009
Spencer, Matt 2007
Spenser, Kaipo 1994-96
Spier, Dale 1966
St. John, Bob 1971
Stadler, Ray 1963-65
Stahl, Greg 1978-79
Starkins, Dennis 1962-63
Starkins, Donny 1999
Steen, Greg 1981-83
Steinkemper, Jake 1993-95
Stephans, Russ 1980
Steverson, Todd 1990-92
Stocker, Mel 2000-01
Stockfisch, Austin 2005-06
Stoddard, Joe 1993-94
Stone, Mike 1972
Strong, Garret 1973-75
Sutter, Jeff 1986
Swagerty, Jordan 2009-10
Swan, Craig 1969-72
Switzenberg, Don 1965
Switzer, Jon 1999-2001

T

Tatterson, Gary 1990-91
Tatum, Mike 1960-61
Taylor, Jim 1997
Tennell, Jim 1979
Thomas, Dwight 1986-87
Thomas, Joe 1987

Thorpe, Mike 1984-86
Thurmond, Ben 2003
Tillman, Kevin 1997, 99
Tinoco, Dave 1984
Tipton, Jim 1959
Todare, Steve 1979
Tognozzi, Jim 1981-82
Tomlinson, Roger 1960-61
Tommasini, Kevin 1996-97
Torok, John 1963-64
Torres, Andy 2001
Torrez, Raoul 2007-10
Torrez, Riccio 2009-11
Torti, Mike 1996
Trink, Matt 2006-07
Troilo, Darren 1995
Tyler, Sean 1993-94

U

Umbarger, Jim 1972-74
Urban, Fran 1956-59
Urlaub, Jeff 2006-07
Urquidez, Jason 2004-05

V

Valenzuela, Eric 1997
Valley, Rick 1969-72
Vande Berg, Ed 1979-80
Van Der Meersche, Tom 1975-78
Vasquez, Jerry 1977-78
Vasquez, Ralph 1968
Vasquez, Tim 1996-97
Vaughan, Beau 2003
Verdugo, Jason 1994-97
Villanueva, Gilbert 1983-85
Vina, Fernando 1990
Vindiola, Eric 1994
Vitek, Bernie 1967-68
Volney, Bruce 1973

W

Wakamatsu, Don 1982-85
Waldrip, Will 1999-2000
Walker, Larry 1962
Wallace, Brett 2006-08
Walsh, Nick 2001-04
Walty, Larry 1994
Watson, Steve 1975
Webb, Travis 2004
Weber, Lucas 2001
Weinberger, Brett 1992
Welles, Robby 1991
Welton, Tom 1969-71
Wente, Jon 1996
West, Jeremy 2001-03
Westlake, Clay 1973-76
Westley, Doug 1962-64
Weymouth, Brian 1980
Whistler, Randy 1977-79
White, Danny 1972-73
White, Jeff 1986
Wiens, Rick 1998
Williams, Eric 2005
Williams, Trevor 2011
Williamson, Antone 1992-94
Williamson, Charlie 1999
Williamson, Kevin 1984-85
Willis, Steve 1988-89
Willis, Reggie 1980
Wills, Elliot "Bump" 1971-74
Wilson, Don 1959-60
Wilson, Ric 1981
Wilson, Zach 2009-11
Winslett, Dax 1993
Witherspoon, Greg 1969

Workman, Andy... 2008-09, 2011
Workman, Widd 1996
Wornardt, Will 1986
Wyrick, Dennis 2000-03

Y

Yaughn, Kip 1989-90

Z

Zbkowski, Fran 1970-71
Zinicola, Zechry 2004-06
Zorich, Pete 1980

Note: The above names represent a comprehensive list of all players listed in an official game box score. On rare occasion, a player may have recorded an official statistic during a year in which he received a "medical redshirt".

[illegible]



	1991 (35-27)	1992 (32-24)	1993 (46-20)	1994 (45-18)	1995 (34-21)	1996 (35-21)	1997 (39-22)	1998 (41-23)
Catcher	Rea (.296)	Robson (.293)	Lo Duca (.446)	Cady (.295)	Troilo (.321)	McKay (.335)	Halvorson (.295)	Jones (.333)
First Base	Robson (.268)	Newstrom (.294)	Newstrom (.356)	Lembi (.360)	Kent (.341)	Beinbrink (.362)	Grijalva (.321)	Phelps (.348)
Second Base	Scialo (.275)	Dunn (.335)	Dunn (.346)	Rensmeyer (.291)	Betten (.320)	Kent (.357)	Leon (.353)	Bloomquist (.414)
Third Base	Austin (.364)	Williamson (.315)	Williamson (.378)	Williamson (.371)	McKay (.315)	Torti (.317)	Beinbrink (.380)	Beinbrink (.328)
Shortstop	Ehmann (.331)	Ehmann (.341)	McKay (.276)	Betten (.296)	Goodell (.328)	Collins (.230)	Collins (.277)	Collins (.285)
Outfield	Samuels (.299)	Samuels (.287)	Lootens (.254)	McGonigle (.321)	McKinley (.325)	McKinley (.386)	McKinley (.423)	Moreno (.354)
Outfield	Kelly (.373)	Steverson (.303)	Cruz (.342)	Cruz (.393)	Leon (.259)	Moreno (.378)	Arguelles (.301)	Arguelles (.278)
Outfield	Steverson (.289)	W'berger (.367)	Shores (.254)	Shores (.318)	Flowers (.321)	Cermak (.317)	Moreno (.313)	Delucchi (.222)
DH	Henderson (.264)	Henderson (.310)	Cady (.315)	Tyler (.294)	Lembi (.272)	Gosewisch (.324)	Bloomquist (.356)	Myers (.386)
Pitcher	Rees (7-5)	Matranga (10-7)	Barcelo (12-4)	Neal (9-5)	Spenser (8-5)	Bond (7-5)	Mills (6-3)	Mills (8-4)
Pitcher	Newstrom (10-2)	Newstrom (7-2)	Winslett (10-5)	Bond (7-2)	Neal (5-7)	Workman (3-3)	Lowery (6-2)	Lowery (8-6)
Pitcher	Tatterson (7-7)	Lowe (8-5)	Rawitzer (5-3)	Spenser (10-0)	Bond (3-2)	Lowery (5-1)	Cermak (7-3)	Kramer (8-2)
Pitcher	Dodd (6-5)	Rawitzer (4-5)	Newstrom (3-0)	Peery (11-2)	Bradley (5-3)	Molina (3-2)	Byrd (6-2)	Pennington (7-2)
Head Coach	Brock	Brock	Brock	Brock	Murphy	Murphy	Murphy	Murphy

	1999 (39-21)	2000 (44-15)	2001 (37-20-1)	2002 (37-21)	2003 (54-14)	2004 (41-18)	2005 (42-25)	2006 (37-21)
Catcher	Pratt (.307)	Myers (.412)	Myers (.395)	Castillo (.287)	Gosewisch (.340)	Gosewisch (.342)	Gosewisch (.321)	Paramore (.318)
First Base	Jones (.333)	Phelps (.362)	Phelps (.307)	West (.356)	Larish (.372)	Persichina (.320)	Larish (.324)	Wallace (.371)
Second Base	Ernster (.439)	Conrad (.336)	Conrad (.278)	Garcia (.336)	Garrabrants (.324)	Walsh (.329)	Dhaenens (.312)	Sogard (.353)
Third Base	Beinbrink (.402)	Lopez (.370)	Lopez (.310)	Larish (.328)	Wyrick (.345)	Asanovich (.367)	Hooft (.293)	Retherford (.305)
Shortstop	Bloomquist (.364)	Wyrick (.317)	Wyrick (.360)	Pedroia (.347)	Pedroia (.404)	Pedroia (.393)	Romine (.282)	Romine (.375)
Outfield	Duncan (.377)	Jones (.357)	Allen (.389)	Allen (.278)	Buck (.326)	Buck (.373)	Buck (.382)	Curtis (.335)
Outfield	Cadiente (.362)	Duncan (.347)	Duffy (.373)	Sheaffer (.364)	Ethier (.377)	Curtis (.300)	Curtis (.342)	Sontag (.319)
Outfield	Sitzman (.373)	Martin (.325)	Stocker (.245)	Ethier (.363)	Bosch (.209)	Larish (.308)	Sferra (.311)	Sferra (.323)
DH	Myers (.329)	Hines (.264)	West (.307)	Garrabrants (.337)	West (.381)	Zinicola (.280)	Fox (.295)	Davis (.329)
Pitcher	Waldrup (10-3)	Switzer (11-3)	Torres (13-4)	Esposito (9-6)	Thurmond (8-0)	Urquidez (12-3)	Averill (11-4)	Bordes (7-1)
Pitcher	Switzer (7-4)	Pennington (7-2)	Esposito (5-2)	McClellan (7-6)	Averill (8-2)	Mousser (6-4)	Urquidez (10-4)	Barnette (6-1)
Pitcher	Crumpton (7-4)	Waldrup (6-1)	Switzer (5-6)	Kartler (4-4)	Vaughan (10-6)	Bordes (3-1)	Bordes (5-7)	Arreola (2-1)
Pitcher	Pennington (7-5)	Friedberg (1-0)	Friedberg (4-2)	Schroyer (4-1, 8 S)	Schroyer (9 SV)	Zinicola (9 SV)	Zinicola (4 SV)	Bresnehan (3-3)
Pitcher	Williamson (2-1)	Pezely (8-2)	Klusman (1-0)	Arguello (5-1)	Liebeck (8-0)	Bresnehan (5 SV)	Bresnehan (2 SV)	Zinicola (6 SV)
Head Coach	Murphy	Murphy	Murphy	Murphy	Murphy	Murphy	Murphy	Murphy

	2007 (49-15)*	2008 (49-13)	2009 (51-14)	2010 (52-10)	2011 (43-18)
Catcher	Paramore (.379)	Paramore (.355)	Ramirez (.338)	Barnes (.272)	Barnes (.320)
First Base	Wallace (.404)	Davis (.385)	Ri. Torrez (.280)	Ri. Torrez (.393)	Wilson (.258)
Second Base	Sogard (.400)	Torrez (.341)	MacPhee (.270)	MacPhee (.389)	MacPhee (.279)
Third Base	Hall (.313)	Wallace (.410)	Ra. Torrez (.250)	Ra. Torrez (.268)	Ri. Torrez (.307)
Shortstop	Romine (.300)	Champagnie (.371)	Maggi (.309)	Marrero (.397)	Marrero (.315)
Outfield	Davis (.349)	Sontag (.393)	Calhoun (.313)	Maggi (.326)	Ruettiger (.327)
Outfield	Spencer (.369)	Kipnis (.371)	Kipnis (.384)	Ruettiger (.351)	Aplin (.284)
Outfield	Smith (.333)	Newman (.322)	Newman (.305)	Calhoun (.321)	Newman (.280)
DH	Roling (.356)	Roling (.340)	Ruettiger (.360)	Wilson (.349)	DeMichele (.368)
Pitcher	Leake (13-2)	Leake (11-3)	Leake (16-1)	Blair (12-1)	Rodgers (9-4)
Pitcher	Satow (13-3)	Satow (9-4)	Spence (10-1)	Kelly (10-3)	Champlin (9-4)
Pitcher	Flores (11-2)	Rafferty (12-0)	Blair (7-2)	Borup (11-1)	Barrett (7-4)
Pitcher	Parigi (3-1)	Sauer (4-1)	Lambson (9-5)	Lambson (8-2)	Lambson (7-4, 9 SV)
Pitcher	Jarvis (11 SV)	Davis (4 SV)	Swagerty (4 SV)	Swagerty (14 SV)	Blackford (4-1)
Coach	Murphy	Murphy	Murphy	Esmay	Esmay

*- 44 wins later vacated



ALL-TIME DRAFT RESULTS

2011 (11):

Riccio Torrez, INF	Tampa Bay Rays	4th
Johnny Ruettiger, OF	Baltimore Orioles	8th
Austin Barnes, C	Florida Marlins	9th
Zack MacPhee, 2B	Cleveland Indians	13th
Xorge Carrillo, C	New York Mets	14th
Mitchell Lambson, LHP	Houston Astros	19th
Brandon Magee, OF	Oakland A's	21st
Zach Wilson, 3B	New York Yankees	21st
Kyle Ottoson, LHP	Washington Nationals	24th
Kramer Champlin, RHP	Toronto Blue Jays	33rd
Andy Workman, OF	Los Angeles Angels	34th

2010 (10):

Seth Blair, RHP	St. Louis Cardinals	1st (46)
Jordan Swagerty, RHP	St. Louis Cardinals	2nd
Merrill Kelly, RHP	Tampa Bay Rays	8th
Kole Calhoun, OF	Los Angeles Angels	8th
Josh Spence, LHP	San Diego Padres	9th
Drew Maggi, SS/OF	Pittsburgh Pirates	15th
Jimmy Patterson, LHP	Tampa Bay Rays	18th
Raoul Torrez, INF	Arizona Diamondbacks	21st
Xorge Carrillo, C	San Diego Padres	23rd
Jake Borup, RHP	Philadelphia Phillies	23rd

2009 (6):

Mike Leake, RHP	Cincinnati Reds	1st (8)
Jason Kipnis, OF	Cleveland Indians	2nd
Josh Spence, LHP	Los Angeles Angels	3rd
Carlos Ramirez, C	Los Angeles Angels	8th
Jared McDonald, INF	Chicago White Sox	21st
Raoul Torrez, INF	Los Angeles Angels	32nd

2008 (15):

Brett Wallace, 3B	St. Louis Cardinals	1st (13)
Ike Davis, 1B/LHP	New York Mets	1st (18)
Petey Paramore, C	Oakland A's	3rd
Jason Kipnis, OF	San Diego Padres	4th
Kiel Roling, C/DH	Colorado Rockies	6th
Stephen Sauer, RHP	Chicago White Sox	10th
Reyes Dorado, RHP	Los Angeles Angels	14th
Marcel Champagnie, SS	Los Angeles Angels	15th
Dustin Brader, RHP	Texas Rangers	21st
Jason Jarvis, RHP	San Francisco Giants	23rd
Ryan Sontag, OF	Chicago Cubs	23rd
Josh Satow, LHP	Tampa Bay Rays	25th
Tommy Rafferty, RHP	Tampa Bay Rays	28th
Mike Jones, OF	New York Yankees	29th
Jake Elmore, IF	Arizona Diamondbacks	34th

2007 (8):

Eric Sogard, 2B	San Diego Padres	2nd
Matt Spencer, OF	Philadelphia Phillies	3rd
Andrew Romine, SS	Los Angeles Angels	5th
Tim Smith, OF	Texas Rangers	7th
Brian Flores, LHP	Tampa Bay Rays	13th
Scott Mueller, RHP	Baltimore Orioles	21st
Josh Satow, LHP	Seattle Mariners	28th

Mike Jones, OF	Chicago White Sox	42nd
----------------	-------------------	------

2006 (5):

Colin Curtis, OF	New York Yankees	4th
Pat Bresnehan, RHP	Pittsburgh Pirates	5th
Zechry Zinicola, RHP	Washington Nationals	6th
Brett Bordes, LHP	Baltimore Orioles	9th
Tony Barnette, RHP	Arizona Diamondbacks	10th

2005 (7):

Travis Buck, OF	Oakland A's	1st (36)
Jeff Larish, 1B	Detroit Tigers	5th
Tuffy Gosewisch, C	Philadelphia Phillies	11th
Jason Urquidez, RHP	Arizona Diamondbacks	17th
Erik Averill, LHP	Detroit Tigers	20th
Joey Hoof, 2B	Texas Rangers	20th
Brett Bordes, LHP	Detroit Tigers	24th

2004 (6):

Dustin Pedroia, SS	Boston Red Sox	2nd
Josh Asanovich, INF	Tampa Bay Devil Rays	11th
Jason Urquidez, RHP	Cincinnati Reds	11th
Jeff Larish, OF	Los Angeles Dodgers	13th
Ladd Hall, RHP	Montreal Expos	27th
Jeff Mousser, RHP	Minnesota Twins	35th

2003 (12):

Andre Ethier, OF	Oakland A's	2nd
Beau Vaughan, RHP	Boston Red Sox	3rd
Jeremy West, C/DH	Boston Red Sox	7th
Steve Garabrants, 2B	Arizona Diamondbacks	9th
Ryan Schroyer, RHP	Minnesota Twins	11th
Bryce Kartler, LHP	New York Yankees	11th
Robbie McClellan, RHP	Kansas City Royals	12th
Ben Thurmond, RHP	San Francisco Giants	15th
Mark Sopko, RHP	Toronto Blue Jays	21st
Rod Allen, OF	Tampa Bay Devil Rays	22nd
Dennis Wyrick, 3B	Baltimore Orioles	23rd
Mike Guerrero, OF	Arizona Diamondbacks	42nd

2002 (3):

Mike Esposito, RHP	Colorado Rockies	12th
Jon Sheaffer, OF	New York Yankees	19th
Bryce Kartler, LHP	Cleveland Indians	48th

2001 (8):

Jon Switzer, LHP	Tampa Bay Devil Rays	2nd
Drew Friedberg, LHP	Pittsburgh Pirates	6th
Chris Duffy, OF	Pittsburgh Pirates	8th
Brooks Conrad, 2B	Houston Astros	8th
Casey Myers, C	Oakland A's	9th
Mel Stocker, OF	Kansas City Royals	16th
Bryce Kartler, LHP	St. Louis Cardinals	20th
Jeff Phelps, 1B/3B	Philadelphia Phillies	36th

2000 (8):

Jeff Duncan, OF	New York Mets	7th
Mitch Jones, INF/OF	New York Yankees	7th
Jason Fingers, RHP	Kansas City Royals	10th



Eric Doble, RHP	Boston Red Sox	10th
Phil Downing, OF	Montreal Expos	16th
Luke Field, RHP	Cleveland Indians	16th
Drew Friedberg, LHP	Milwaukee Brewers	29th
Casey Myers, C	Milwaukee Brewers	30th

1999 (9):

Willie Bloomquist, INF	Seattle Mariners	3rd
Mark Ernster, INF	Milwaukee Brewers	6th
Andrew Beinbrink, INF	Tampa Bay Devil Rays	7th
Brett Cadiente, OF	Texas Rangers	9th
Scott Goodman, RHP	Florida Marlins	10th
Chuck Crumpton, LHP	Montreal Expos	25th
Chip Gosewisch, UTL	Anaheim Angels	30th
Kevin Tillman, 3B	Anaheim Angels	31st
Jay Sitzman, OF	Philadelphia Phillies	32nd

1998 (10):

Ryan Mills, LHP	Minnesota Twins	1st (6)
Phill Lowery, LHP	Florida Marlins	6th
Andrew Beinbrink, INF	Colorado Rockies	10th
Dan Meier, OF	Arizona Diamondbacks	14th
Aaron Kramer, P	San Diego Padres	18th
Mikel Moreno, OF	Chicago Cubs	22nd
Richy Leon, OF/P	Colorado Rockies	23rd
Jeremy Jones, C	Texas Rangers	27th
Greg Halvorson, C	New York Mets	33rd
Rudy Arquelles, OF	Anaheim Angels	47th
Michael Collins, INF	Los Angeles Dodgers	FA

1997 (4):

Ryan Bradley, RHP	New York Yankees	1st (40)
Dan McKinley, OF	San Francisco Giants	1st (49)
Jason Verdugo, RHP	San Francisco Giants	12th
Jamie Bane, LHP	Anaheim Angels	20th

1996 (11):

Widd Workman, RHP	San Diego Padres	3rd
Jason Verdugo, RHP	Anaheim Angels	6th
Cody McKay, C/INF	Oakland Athletics	9th
Jeff Cermak, OF	Houston Astros	12th
Mike Torti, 3B	Philadelphia Phillies	14th
Kaipo Spenser, RHP	Cleveland Indians	16th
Jason Bond, LHP	Seattle Mariners	17th
Gabe Molina, RHP	Baltimore Orioles	21st
Javier Fuentes, INF	Boston Red Sox	21st
Kevin Tommasini, OF	San Francisco Giants	22nd
Robbie Kent, INF	San Diego Padres	29th

1995 (7):

Cody McKay, C/INF	St. Louis Cardinals	5th
Troy Rauer	Oakland A's	12th
Josh Deakman	California Angels	14th
Mike Corominas	Houston Astros	15th
Steve Goodell	Florida Marlins	17th
Jake Steinkemper	Montreal Expos	19th
Randy Betten	California Angels	25th

1994 (9):

Antone Williamson, 3B	Milwaukee Brewers	1st (4)
Jacob Cruz, OF	San Francisco Giants	1st (32)
Todd Cady, C	Florida Marlins	3rd
Scott Shores, OF	Philadelphia Phillies	5th

Jason Ruskey, LHP	Seattle Mariners	15th
Noah Peery, RHP	New York Mets	39th
Isaac Burton, OF	Cincinnati Reds	42nd
Derek Mickelson, RHP	San Diego Padres	54th
Troy Rauer, OF	Florida Marlins	74th

1993 (10):

Marc Barcelo, RHP	Minnesota Twins	1st (33)
Dax Winslett, RHP	Los Angeles Dodgers	3rd
Doug Newstrom, 1B	Los Angeles Dodgers	7th
Brent Smith, RHP	San Francisco Giants	8th
Kevin Rawitzer, LHP	Kansas City Royals	12th
Bill Dunn, 2B	Kansas City Royals	15th
Paul LoDuca, C	Los Angeles Dodgers	25th
Santiago Rivera, SS	San Diego Padres	25th
Scott Shores, OF	Cincinnati Reds	30th
Brian Lootens, OF	San Francisco Giants	32nd

1992 (8):

Sean Lowe, RHP	St. Louis Cardinals	1st (15)
Todd Steverson, OF	Toronto Blue Jays	1st (25)
Kurt Ehmann, SS	San Francisco Giants	4th
Scott Samuels, OF	Florida Marlins	9th
Kevin Rawitzer, LHP	Montreal Expos	12th
Brent Smith, RHP	Seattle Mariners	19th
Jeff Matranga, RHP	St. Louis Cardinals	31st
Brett Weinberger, OF	Montreal Expos	32nd
Germaine Mayberry, OF	Cleveland Indians	38th

1991 (11):

Mike Kelly, OF	Atlanta Braves	1st (2)
Tommy Adams, OF	Seattle Mariners	2nd
Jim Austin, OF/3B	Montreal Expos	4th
Sean Rees, LHP	Seattle Mariners	5th
Kurt Ehmann, SS	California Angels	8th
Scott Dodd, LHP	Cincinnati Reds	11th
Michael Reeves, OF	Chicago Cubs	12th
Clark Rea, C	Detroit Tigers	12th
Rob Gorrell, RHP	Milwaukee Brewers	21st
Gary Tatterson, RHP	Cleveland Indians	35th

1990 (7):

Anthony Manahan, SS	Seattle Mariners	1st (38)
Rusty Silcox, RHP	San Diego Padres	4th
Fernando Viña, 2B	New York Mets	9th
Kip Vaughan, RHP	Baltimore Orioles	13th
Todd Douma, LHP	New York Mets	14th
Tucker Hammargren, 1B	Cincinnati Reds	17th
Jon Halland, 2B	Seattle Mariners	52nd

1989 (10):

John Finn, 3B	Milwaukee Brewers	10th
Kevin Higgins, 2B	San Diego Padres	12th
Steve Martin, OF	San Diego Padres	16th
Dan Rumsey, OF	San Francisco Giants	16th
Oscar Rivas, LHP	Seattle Mariners	17th
Bob Dombrowski, 3B	Cincinnati Reds	18th
Steve Willis, 1B	San Francisco Giants	19th
Rusty Kilgo, LHP	Montreal Expos	22nd
Brian Dodd, LHP	California Angels	26th
David Cassidy, LHP	St. Louis Cardinals	38th

1988 (8):



Pat Listach, SS	Milwaukee Brewers	5th
Tim Spehr, C	Kansas City Royals	5th
Blas Minor, RHP	Pittsburgh Pirates	6th
Kurt Dempster, RHP	Cincinnati Reds	6th
Gordy Farmer, RHP	Houston Astros	8th
Linty Ingram, RHP	Detroit Tigers	14th
Brian Dodd, LHP	Milwaukee Brewers	21st
Scott Huston, RHP	Toronto Blue Jays	30th

1987 (8):

Mike Benjamin, SS	San Francisco Giants	3rd
Gordy Farmer, RHP	Cleveland Indians	12th
Ted Dyson, 1B	California Angels	13th
Matt Shiflett, RHP	Montreal Expos	20th
Mike Schwabe, RHP	Detroit Tigers	21st
Tony Mattia, 1B	California Angels	24th
Kurt Dempster, RHP	Cleveland Indians	30th
Jeff Joseph, 2B	Kansas City Royals	53rd

1986 (3):

Rick Morris, OF	Atlanta Braves	6th
Ted Dyson, 1B	Los Angeles Dodgers	15th
Mike Thorpe, RHP	Seattle Mariners	22nd

1985 (11):

Barry Bonds, OF	Pittsburgh Pirates	1st (6)
Mike Devereaux, OF	Los Angeles Dodgers	5th
Todd Brown, OF	Milwaukee Brewers	5th
Charles Scott, RHP	Cleveland Indians	6th
Doug Henry, RHP	Milwaukee Brewers	8th
Luis Medina, 1B	Cleveland Indians	9th
Don Wakamatsu, C	Cincinnati Reds	11th
Jeff Roberts, RHP	Seattle Mariners	12th
Gil Villanueva, LHP	Oakland A's	17th
George Lopez, 3B	Seattle Mariners	17th
Kevin Williamson, RHP	Oakland A's	20th

1984 (12):

Oddibe McDowell, OF	Texas Rangers	1st (12)
Luis Medina, 1B	Houston Astros	1st (s)
Bob Grandstaff, 3B	San Diego Padres	1st (s)
Dave Graybill, RHP	Montreal Expos	2nd
Todd Brown, OF	Cleveland Indians	3rd
Chris Beasley, RHP	Cleveland Indians	9th
Steve Murray, 2B	Seattle Mariners	10th
Jose Rodiles, RHP	Kansas City Royals	12th
Kendall Carter, RHP	Texas Rangers	14th
Romy Cucjen, SS	San Francisco Giants	17th
Mike Devereaux, OF	Cleveland Indians	26th
Don Wakamatsu, C	New York Yankees	51st

1983 (5):

Oddibe McDowell, OF	Minnesota Twins	1st (s)
Steve Moses, OF	Philadelphia Phillies	9th
Reggie Mosley, 1B	Texas Rangers	18th
Kendall Carter, RHP	Milwaukee Brewers	21st
Greg Steen, 2B	California Angels	24th

1982 (14):

Don Smith, RHP	Los Angeles Dodgers	1st (s)
Kevin Romine, OF	Boston Red Sox	2nd
Mike Hogan, RHP	Houston Astros	2nd (s)
Buddy Pryor, C	Cincinnati Reds	4th
Gib Seibert, OF	Philadelphia Phillies	4th

Chris Johnston, INF	Toronto Blue Jays	4th
Alvin Davis, 1B	Seattle Mariners	6th
Doug Baker, SS	Detroit Tigers	9th
Ron Salcedo, 3B	Baltimore Orioles	14th
Raney Newman, LHP	Seattle Mariners	16th
Barry Koch, RHP	Milwaukee Brewers	19th
Jim Boudreau, LHP	Chicago Cubs	22nd
Bert Martinez, 2B	Detroit Tigers	23rd
Ed Brennan, OF	Texas Rangers	25th

1981 (11):

Mike Sodders, 3B	Minnesota Twins	1st (11)
Ron Romanick, RHP	California Angels	1st (j)
Donnie Hill, SS	Oakland A's	1st (s)
Ric Wilson, C	Seattle Mariners	1st (s)
Kevin Dukes, LHP	Seattle Mariners	2nd
Lemmie Miller, OF	Los Angeles Dodgers	2nd
Ricky Nelson, OF	Seattle Mariners	4th
Alvin Davis, 1B	Oakland A's	6th
Stan Holmes, OF	Minnesota Twins	8th
Allen Black, RHP	Chicago Cubs	15th
Mike McCain, INF	Minnesota Twins	16th

1980 (8):

Ken Jones, RHP	Cincinnati Reds	2nd
Bob Ferris, C/INF	Kansas City Royals	2nd (s)
Russ Stephens, C	Kansas City Royals	3rd (s)
Tom Hawk, RHP	Houston Astros	5th
Kevin Dukes, LHP	Seattle Mariners	6th
Ed Vande Berg, LHP	Seattle Mariners	13th
Stan Holmes, OF	Seattle Mariners	19th
Ricky Nelson, OF	California Angels	24th

1979 (10):

Marty Barrett, INF	Boston Red Sox	1st (s)
Jamie Allen, INF	Seattle Mariners	2nd
Jerry Vasquez, RHP	Texas Rangers	2nd (j)
Ed Irvine, OF	Milwaukee Brewers	7th
Bob Randolph, RHP	Seattle Mariners	9th
Jeff Ahern, LHP	Philadelphia Phillies	13th
Mike Anicich, 1B	New York Mets	19th
Randy Whistler, C	Atlanta Braves	20th
Pat Gillie, RHP	Milwaukee Brewers	21st
Dale Eiler, C	Seattle Mariners	27th

1978 (8):

Bob Horner, 3B	Atlanta Braves	1st (1)
Hubie Brooks, OF	New York Mets	1st (3)
Chris Bando, C	Cleveland Indians	2nd
Steve Michael, OF	Montreal Expos	3rd
Casey Lindsey, LHP	Cleveland Indians	12th
Jerry Vasquez, RHP	Seattle Mariners	18th
Mitch Dean, RHP	Cincinnati Reds	18th
Tom Van Der Meersche, RHP	Cleveland Indians	28th

1977 (9):

Hubie Brooks, OF	Chicago White Sox	1st (s)
Jerry Vasquez, RHP	Texas Rangers	3rd
Ricky Peters, OF	Detroit Tigers	7th
Brandt Humphry, 3B	California Angels	9th
Darrell Jackson, LHP	Minnesota Twins	9th
Mike Henderson, SS	Milwaukee Brewers	11th
Dave Hudgens, 1B	Milwaukee Brewers	18th
Chris Bando, C	Milwaukee Brewers	22nd
Larry Eiler, RHP	Seattle Mariners	28th



1976 (13):

Floyd Bannister, LHP	Houston Astros	1st (1)
Ken Landreaux, OF	California Angels	1st (6)
Don Hanna, RHP	Montreal Expos	1st (s)
Mike Colbern, C	Chicago White Sox	2nd
Bobby Pate, OF	Montreal Expos	4th
Gary Rajsich, 1B/OF	Houston Astros	11th
Gary Allenson, C	Boston Red Sox	9th
Ricky Peters, INF	Atlanta Braves	12th
Jim Peterson, RHP	Los Angeles Dodgers	13th
Clay Westlake, C/1B	Montreal Expos	15th
Ken Phelps, OF	Kansas City Royals	15th
Frank Lucy, C	Philadelphia Phillies	18th
Terry Jacob, RHP	St. Louis Cardinals	26th

1975 (9):

Bump Willis, 2B	Texas Rangers	1st (j)
Greg Cochran, RHP	Oakland A's	2nd
Bernard Plent, LHP	Cincinnati Reds	3rd (j)
Garrett Strong, OF	San Francisco Giants	4th
Danny White, INF	Cleveland Indians	5th (j)
John Poloni, LHP	Texas Rangers	6th
Jerry Maddox, SS	Atlanta Braves	8th
R.J. Harrison, C	St. Louis Cardinals	23rd
Bruce Hardy, C/1B	Baltimore Orioles	24th

1974 (9):

Danny White, INF	Houston Astros	1st (j)
Gary Atwell, OF	San Francisco Giants	3rd (j)
Danny White, INF	Cleveland Indians	3rd (s)
Paul Moskau, 3B/RHP	Cleveland Indians	5th (j)
Tony Komadina, LHP	Chicago White Sox	7th
Bump Willis, 2B	San Diego Padres	12th
Jim Umbarger, LHP	Texas Rangers	16th
Doug Slocum, RHP	Los Angeles Dodgers	22nd
Dale Hrovat, RHP	Kansas City Royals	31st

1973 (8):

Eddie Bane, LHP	Minnesota Twins	1st (11)
Alan Bannister, SS	Philadelphia Phillies	1st (j)
Jim Otten, RHP	Chicago White Sox	2nd
Clint Myers, 3B/C	St. Louis Cardinals	4th
Gary Atwell, OF	Atlanta Braves	12th
Richard Harris, OF	New York Mets	20th
Bill Berger, 2B	California Angels	23rd
Danny White, INF	Cleveland Indians	39th

1972 (8):

Jerry Mantlo, C	Milwaukee Brewers	2nd
Craig Swan, LHP	New York Mets	3rd
Ken Reed, 2B	Houston Astros	5th
Kent Jacobson, OF	Milwaukee Brewers	7th
Jim Crawford, LHP	Houston Astros	14th
Richard Glazebrook, 1B	San Francisco Giants	34th
Greg Brust, 3B	San Francisco Giants	44th
Mike Rupcich, C	San Francisco Giants	45th

1971 (3):

Roger Schmuck, OF	Kansas City Royals	1st (s)
Ken Hansen, RHP	Cincinnati Reds	2nd (s)
Mike Hansen, RHP	Boston Red Sox	5th (s)

1970 (1):

Lenny Randle, INF	Washington Senators	1st (s)
-------------------	---------------------	---------

1969 (10):

Paul Ray Powell, OF	Minnesota Twins	1st (7)
Billy Cotton, C	New York Mets	1st (j)
Ron Davini, C	Chicago White Sox	1st (j)
Ralph Dick, OF	Minnesota Twins	1st (s)
Billy Cotton, C	New York Mets	1st (s)
Larry Gura, LHP	Chicago Cubs	2nd
Larry Fritz, 1B	New York Mets	3rd (s)
Lerrin LaGrow, RHP	Detroit Tigers	6th
John Dolinsek, OF	Houston Astros	8th
Joseph Ruby, LHP	Cleveland Indians	22nd

1968 (8):

Billy Cotton, C	New York Mets	1st (s)
Dave Grangaard, 3B	Houston Astros	2nd (s)
Joe Arnold, RHP	Houston Astros	3rd (s)
Larry Linville, OF	Chicago White Sox	6th (s)
Dave Grangaard, 3B	Los Angeles Dodgers	6th (j)
Ron Davini, C	Cleveland Indians	7th (s)
Gordon Crook, OF	Los Angeles Dodgers	8th (j)
Fred Nelson, 2B	Los Angeles Dodgers	18th

1967 (9):

Randy Bobb, C	Chicago Cubs	1st (s)
Jay Armstrong, SS	Chicago Cubs	2nd (j)
Scott Reid, OF	Philadelphia Phillies	2nd (s)
Dave Grangaard, 3B	Minnesota Twins	3rd (s)
Gary Gentry, RHP	New York Mets	3rd (s)
Ron Davini, C	New York Yankees	3rd (s)
Jack Lind, SS	Houston Astros	7th (s)
James Brown, LHP	New York Mets	7th (s)
Larry Linville, OF	Los Angeles Dodgers	12th (s)

1966 (6):

Reggie Jackson, OF	Kansas City A's	1st (2)
Duffy Dyer, C	New York Mets	1st (s)
Glen Smith, OF	Minnesota Twins	2nd (j)
James Armstrong, SS	Chicago White Sox	2nd (s)
Dale Spier, RHP	San Francisco Giants	18th
Jack Lind, 3B	Cleveland Indians	31st

1965 (8):

Rick Monday, OF	Kansas City A's	1st (1)
Glen Smith, OF	San Francisco Giants	2nd
Sal Bando, 3B	Kansas City A's	5th
Luis Lagunas, 2B	Minnesota Twins	16th
Jay Armstrong, SS	Houston Astros	17th
James Gretta, 1B/OF	St. Louis Cardinals	21st
Ray Stadler, C	New York Mets	23rd
Duffy Dyer, C/OF	Milwaukee Braves	38th



ASU



Notations:

The annual draft used to have several phases until moving to a June only draft in 1987. The notations below clarify which phase each ASU player was selected during. First-round draft picks only count as true first-rounders if they were taken during the June Regular Phase prior to 1997.

(x) - denotes overall selection if first-round pick.

(j) - January Draft (first or second phase)

(s) - June Secondary Phase

Selections Year-by-Year:

2011	11
2010	10
2009	6
2008	15
2007	8
2006	5
2005	7
2004	6
2003:	12
2002:	3
2001:	8
2000:	8
1999:	9
1998:	10
1997:	4
1996:	11
1995:	7
1994:	9
1993:	10
1992:	8
1991:	11
1990:	7
1989:	10
1988:	8
1987:	8
1986:	3
1985:	11
1984:	12
1983:	5
1982:	14
1981:	11
1980:	8
1979:	10
1978:	8
1977:	9
1976:	13
1975:	9
1974:	9
1973:	8
1972:	8
1971:	3
1970:	1
1969:	10
1968:	8
1967:	9
1966:	6
1965:	8
Total:	379 - most among all NCAA schools.



Rick Monday
First Ever MLB Draft Pick




COLLEGE BASEBALL HALL OF FAME



In July of 2006, Sun Devil legends Bobby Winkles and Bob Horner were part of the first-ever 10 member induction class in the new College Baseball Hall of Fame in Lubbock, Texas. In 2007, Dr. Jim Brock was inducted followed in 2008 by Eddie Bane and Floyd Bannister. Alan Bannister joined the Hall in 2010 and in 2011, Oddibe McDowell became the seventh Sun Devil to be inducted into the College Baseball Hall of Fame.

Players are eligible for the College Baseball Hall of Fame ballot five years after the student-athlete's final collegiate season, not to include any active player or coach on a professional baseball team roster. Former players must have made an All-American team or an All-League team during at least one year at a four-year institution.

Coaches are eligible after ending their collegiate career, not to include an active coach on a professional team. They must have achieved 300 career wins, or have won at least 65% of their games.



Arizona State's College Baseball Hall of Famers	
Bob Horner	2006
Bobby Winkles	2006
Jim Brock	2007
Eddie Bane	2008
Floyd Bannister	2008
Alan Bannister	2010
Oddibe McDowell	2011





ASU HALL OF FAME



ARIZONA STATE UNIVERSITY

PLAYERS HONORED:




NAME	YEARS	YEAR INDUCTED
Bobby Winkles	1959-1971	1982
Jim Brock	1972-1994	1994
Chris Bando	1975-1978	1984
Sal Bando	1964-1965	1975
Eddie Bane	1971-1973	1978
Alan Bannister	1970-1972	1976
Floyd Bannister	1974-1976	1977
Barry Bonds	1983-1985	1999
Hubie Brooks	1977-1978	1983
Kendall Carter	1981-1984	2001
Roy Coppinger ^	1951-1952	1993
Alvin Davis	1978-1982	1987
Duffy Dyer	1965-1966	1986
Tom Futch *^	1953-1956	1992
Gary Gentry	1967	1976
Dave Graybill *^	1954-1957	1977
Larry Gura	1967-1969	1978
Bob Horner	1976-1978	1979
Reggie Jackson *	1966	1975
Bill Kajikawa *	1935, 37, 42	1982
Mike Kelly	1989-1991	2002
Lerrin LaGrow	1968-1969	1989
Luis Lagunas	1963-1965	1985
Ken Landreaux	1974-1976	1977
Paul Lo Duca	1993	2006
Jerry Maddox	1974-1975	1977
Oddibe McDowell	1983-1984	1991
Jim Merrick	1963-1965	2005
Rick Monday	1965	1975
Fred Nelson	1967-1968	1998
Mike Pagel *	1980-1982	1994
John Pavlik	1964-1966	1990
Jeff Pentland	1966-1968	2002
Paul Ray Powell *	1968-1969	1978
Lenny Randle *	1968-1970	1980
Kevin Romine	1981-1982	1996
Roger Schmuck	1970-1971	1980
Sterling Slaughter	1961-1963	1981
Mike Sodders	1980-81	2009
Craig Swan	1969-1972	1981
Clay Westlake	1973-1976	2004
Danny White *	1972-1973	1975
Royce Youree ^	1956-1958	1995

* also member of football team

^ also member of basketball team


Established in 1975 to honor the school's most distinguished student-athletes in all sports, the Arizona State University Sports Hall of Fame honors over 200 former Sun Devil student-athletes. The Hall of Distinction, recognizing contributions from coaches and administrators, was inaugurated in 1982 and features over 20 honorees. Plaques describing the athletic achievements of each inductee are displayed on the concourse level of Wells Fargo Arena, while memorabilia and other historical artifacts are on display in the Bill and Judy Schaefer Sports Hall of Fame in the Carson-Student Athlete Center at Sun Devil Stadium.

41 Sun Devil baseball players, some of whom played multiple sports at ASU, have been inducted into the Arizona State Sports Hall of Fame. Bobby Winkles and Jim Brock are both in the Hall of Distinction.





RETIRED NUMBERS



0 / ODDIBE MCDOWELL 1983-1984

The first Sun Devil baseball player to have his number retired, McDowell hit a combined .380 with 30 home runs and 31 doubles in his two years in Tempe. His 1984 season, in which he hit .405 with 23 home runs and 117 hits, remains one of the best offensive performances in school history and earned him a spot on the US Olympic team as well as the Golden Spikes Award. Oddibe had his number 0 retired, but legend has it that the digit on his back was actually the letter "O", making him the only player to have a letter retired. McDowell played seven seasons in the Major Leagues after being a First Round pick of the Texas Rangers in 1984.



1 / BOBBY WINKLES 1959-1971

The first varsity baseball coach at ASU, Winkles had his number retired February 25, 1972. Winkles guided the Sun Devils to a 524-173-1 mark from 1959 to '71, including four College World Series appearances. He captured three national championships and was inducted into both the American Baseball Coaches Hall of Fame and the College Baseball Hall of Fame. He went on to manage in the Major Leagues, leading both the California Angels and the Oakland Athletics. Winkles was honored for his numerous coaching milestones at ASU when the field at Packard Stadium was dedicated as Bobby Winkles Field in 2001.




5 / BOB HORNER 1976-1978

On February 11, 1996, Bob Horner saw his number retired by Arizona State. The first Golden Spikes Award winner in 1978, Horner hit 56 home runs over his three seasons in Tempe. He was the MOP of the 1977 College World Series and the 1978 National Player of the Year. He hit .412 during his senior season and led the Devils to Omaha all three years he played for ASU. Horner was the first pick of the 1978 MLB Draft, going to the Atlanta Braves. He spent 10 years in the Majors, winning the 1978 National League Rookie of the Year Award and playing in the 1982 All-Star Game. He was inducted into the College Baseball Hall of Fame in 2006. He was named a Rosenblatt Stadium Legend at the 2010 College World Series.



6 / SAL BANDO 1964-1965

February 23, 1996 saw Sal Bando's number retired by the Sun Devils. The MOP of the 1965 College World Series, Bando helped lead Arizona State to Omaha in both of his seasons in Tempe. Bando hit .319 over his Sun Devil career, including .364 in 1964. He played 16 seasons in the Majors, appearing in four All Star Games and winning the World Series three times with the Oakland Athletics. Bando spent eight years as the General Manager of the Milwaukee Brewers after retiring as a player. He was named a Rosenblatt Stadium Legend at the 2010 College World Series.




7 / ALAN BANNISTER 1970-1972

A two-time First Team All-American, Alan Bannister had his number retired by the Sun Devils on January 9, 1999. A .355 career hitter, Bannister helped lead the Sun Devils to the 1972 College World Series with his .380 average, 13 home runs and 90 RBI. He rapped out 225 hits during his three seasons in Tempe and went on to play 12 seasons in the Major Leagues. He was the #1 overall pick of the 1973 MLB Draft, going to the Philadelphia Phillies.



7 / HUBIE BROOKS 1977-1978

One of the greatest hitters in Sun Devil history, Hubie Brooks saw his #7 retired by ASU on March 3, 2000. Brooks hit .396 during his career, including .432 in 1978. A member of the 1977 National Champions, Brooks went to Omaha both seasons he wore the Maroon and Gold. Hubie played 15 seasons in the Majors, twice being named to the All-Star Team. He was the third overall pick of the 1978 draft, selected by the New York Mets.



9 / ALVIN DAVIS 1979-1982

Alvin Davis had his Sun Devil #9 retired on May 14, 2006. A four-year player, Davis hit .362 as a Sun Devil, including .395 during the National Championship year of 1981. Davis knocked in 200 runs during his tenure in Tempe and was a sixth round pick of the Seattle Mariners in the 1982 MLB Draft. Davis went on to win the 1984 American League Rookie of the Year Award. He played nine seasons in the Majors and was an All-Star in 1984.



12 / KEVIN ROMINE 1981-1982

On May 14, 2006, Kevin Romine had his number retired by Arizona State. One of only two people in school history to ever hit over .400 twice, Romine closed out his ASU career with a .408 average. A National Champion in 1981, Romine totaled 176 in his two seasons in Tempe. He was a second round pick of the Boston Red Sox in the 1982 MLB Draft and went on to play seven big league seasons.



14 / LARRY GURA 1967-1969

January 18, 1998 saw one of the most dominant Sun Devil pitchers ever have his number retired. Larry Gura compiled a 25-6 career record for ASU, including the 1969 season that saw him go 19-2 with a 1.01 ERA. A two-time National Champion, Gura was a First Team All-American in 1969. He was selected by the Chicago Cubs in the second round of the 1969 Draft and went on to play 16 seasons of big league ball, including his All-Star season of 1980.



16 / PAUL LO DUCA 1993

On January 28, 2005, Paul Lo Duca's #16 was retired by ASU Baseball. Lo Duca spent only one season in Tempe, but it was a memorable one. His .446 batting average in 1993 set the school's single season mark, helping him be named the National Player of the Year by *The Sporting News*. A hitting-machine, Lo Duca totaled 129 hits, 14 home runs and 88 RBI on his way to earning Co-Pac-10 Player of the Year honors. Lo Duca played 11 Major League seasons and was a four-time All-Star, including a starter in the 2006 game.




19 / FLOYD BANNISTER 1974-1976

January 18, 1997 was the day Floyd Bannister, one of the greatest pitchers in Sun Devil history, had his number retired by ASU. Bannister earned 38 wins during his ASU career, including a school record-tying 19 in 1976. He had a career ERA of 1.88 and is second in school history with his 478 career strikeouts. He was a member of two College World Series teams and was a First Team All-American in 1975 and 1976. The first overall pick in the 1976 MLB Draft by the Houston Astros, Bannister played 15 seasons and was named an All-Star in 1982. Floyd was inducted into the College Baseball Hall of Fame in 2008.



21 / EDDIE BANE 1971-1973

Eddie Bane had his #21 retired by ASU on February 16, 2000. Bane is ASU's all-time strikeout leader, fanning 535 batters during his career. He is tied for third all-time in school history with 40 wins, and his 11 career shut outs helped him record a career ERA of 1.64. Bane is the only Sun Devil to ever throw a perfect game, turning the trick against Cal State-Northridge on March 2, 1973. A two-time All-American, Bane pitched in two College World Series. Bane was a First Round pick of the Minnesota Twins in 1973 and played three seasons in the Majors. He is currently the Director of Scouting for the Los Angeles Angels of Anaheim. Eddie was inducted into the College baseball Hall of Fame in 2008. He was named a Rosenblatt Stadium Legend at the 2010 College World Series.




24 / BARRY BONDS 1983-1985

On March 19, 1993, one of the greatest sluggers of all-time had his number retired by Arizona State. Barry Bonds hit 45 home runs during his Sun Devil career, fourth most in school history. An All-American in 1985, Bonds played in two College World Series, setting a record with hits in seven consecutive CWS at-bats. The seven-time National League MVP is baseball's all-time Home Run King with 762 round-trippers. He was named a Rosenblatt Stadium Legend during the 2010 College World Series.




27 / RICK MONDAY 1965

Rick Monday's number 27 was retired by ASU on January 25, 1997. Monday made the most of his one varsity season in Tempe, earning National Player of the Year honors from *The Sporting News* for the 1965 National Champions. He hit .359 that year and blasted two home runs during the College World Series. Monday became the first ever player drafted by Major League Baseball, as he went #1 overall to the Kansas City A's in the first MLB Amateur Draft in 1965. He pitched 19 seasons in the Majors, twice earning All-Star Game appearances and winning a World Series in 1981 with the Los Angeles Dodgers.



33 / JIM BROCK 1972-1994

The winningest coach in ASU baseball history, Brock had his number retired posthumously on January 21, 1995. Brock, who passed away in 1994 after leading ASU to the College World Series, amassed 1,099 victories in his 23 seasons as head coach. He was a four-time National Coach of the Year and led the Sun Devils to Omaha 13 times, capturing National Titles in 1977 and 1981. Brock coached 15 First Round picks and had his name added to the baseball facilities (Winkles Field - Packard Stadium at Brock Ballpark) in 2006. Dr. Brock was inducted into the College Baseball Hall of Fame as well as the ABCA Hall of Fame.



44 / REGGIE JACKSON 1966

Perhaps the most clutch playoff performer in baseball history saw his number retired on January 13, 1990, as Mr. October Reggie Jackson was honored by the Sun Devils. Jackson came to ASU on a football scholarship and decided to walk-on to the 1966 baseball team. Reggie went on to win National Player of the Year honors, thanks to his .327 average and 15 home runs. He led the team in hits, runs and RBI and was drafted #2 overall by the Kansas City A's in the 1966 MLB Draft. He went on become a Hall-of-Fame player, hitting 10 World Series home runs, picking up two World Series MVP trophies and the 1973 AL MVP Award. He was inducted into the baseball Hall of Fame in 1993.



WINKLES FIELD-PACKARD STADIUM AT BROCK

Winkles Field-Packard Stadium at Brock Ballpark, home of Arizona State baseball since 1974, is one of the nation's most beautiful collegiate ballparks. Known for its wonderful aesthetic features, the outfield wall is lined with palm trees, and just beyond the right-field fence is the award-winning Karsten Golf Course. In left field, sparkling Tempe Town Lake and the Tempe construction boom is visible. In the distance, the Superstition Mountains offer a picturesque backdrop. But for every bit of beauty that envelops the facility, there is an equal dose of tradition.

The facility is the home of two national championship teams and 18 NCAA regional tournaments. Arizona State's all-time record at Packard is 1,063-279-1*, for a winning percentage of .792. In 2011, ASU went 28-7 at home and hosted a Regional for the fourth straight season. Since 2007, the Sun Devils have an astounding home record of 174-22*.

Dimensions of Packard are 338 feet down the lines, 368 feet in the power alleys and 395 to straightaway center. The fence is 10 feet high. Located five feet beyond the center-field wall is the "Green Monster," a 30-foot-high batting eye. Only 25 players have ever hit a home run over the Monster.

With a capacity of over 4,000, Packard has more than 3,000 permanent seats in the main grandstand. Field-level box seats are also available behind home plate. The remaining seats are located on popular grass berms, which run down the first-base and third-base line. Berm seating offers outstanding views of the game and provides fans with a different way to watch and enjoy the game.

The Packard Stadium press box, situated atop the grandstand directly behind home plate, includes booths for television and radio coverage, as well as space for print media.

In 1995, the Sports Turf Manager Association awarded groundskeeper Brian Johnson and Packard Stadium Field of the Year honors. In addition, a 2003 coaches survey published in *Baseball America* ranked ASU's baseball facilities among the Top 15 in the nation.

Over the years Packard has received numerous upgrades, including a practice infield (1997) and indoor hitting facility (1998). The practice infield was donated by the Arizona Diamondbacks and offers a full size infield that is used for various defensive, bunting and baserunning drills. The 6,000 square foot hitting facility was provided by a private donation and includes 5 batting cages and a separate area for speed and movement exercises. A Daktronics scoreboard was installed in left-center field in 1999 and is equipped for graphics, animation and messages on its matrix board.

Just before the 2003 season, ASU installed a brand new playing surface featuring

major league quality drainage and irrigation systems. The playing surface consists of tiff green grass in the infield and Bermuda grass in the outfield. The dirt portion of the infield is crushed red brick, which can be found at many major league stadiums. The playing surface is annually referred to as one of the nation's best.

A new players' facility, opened in August 2004, includes a clubhouse and a state-of-the-art sports medicine facility. The clubhouse also includes a video room, study area and meeting room.

Packard's existence was made possible through a gift to Arizona State University from Guthrie and Peter Packard. Both are alumni of ASU, and the stadium is a tribute to their late father, William Guthrie Packard, a prominent member of the publishing industry for many years. Mr. Packard served the Shephard Company for 51 years, rising from sales representative to President and Chairman of the Board. He was also active in various community and church affairs in Colorado and Arizona.

The playing surface was named Bobby Winkles Field during a ceremony in 2001. Winkles was the first ever varsity head coach at Arizona State, leading the Sun Devils to three national titles in his 13 seasons at the helm.

Dr. Jim Brock's name was added to the facility prior to the 2006 season. Brock is the school's all-time leader in victories with 1,099. He led the Sun Devils to two national titles and 13 appearances in the College World Series. He was the head coach from 1972 until his death in 1994.

*- 32 home wins in 2007 later vacated.



Guthrie Packard, Sr.

MONSTER HOME RUNS

The following players are the only 25 in the history of Winkles Field-Packard Stadium at Brock Ballpark to hit a home run over the "Green Monster" in centerfield.

Dennis Haines, Arizona, 1974
Kevin Romine, Arizona State, 1981
Barry Bonds, Arizona State, 1983
Louie Medina, Arizona State, 1984
Romy Cucjen, Arizona State, 1984
Tony Mattia, Arizona State, 1987
Steve Willis, Arizona State, 1988
Tim Griffin, Stanford, 1989
Anthony Manahan, Arizona State, 1990
Todd Stevenson, Arizona State, 1990
Mike Kelly, Arizona State, 1990
Doug Newstrom, Arizona State, 1993
Antone Williamson, Arizona State 1993
Tim DeCinces, UCLA, 1996
Matt Meyer, Nebraska, 1996
Dion Ruecker, Texas Tech, 1996
Mitch Jones, Arizona State, 1999
Brooks Conrad, Arizona State, 2000
Brett Wallace, Arizona State, 2007
Andrew Brown, Nebraska, 2007
Jason Kipnis, Arizona State, 2008
Ike Davis, Arizona State, 2008
Carlos Ramirez, Arizona State, 2009
Greg Rohan, Kent State, 2009
David Freitas, Hawai'i, 2010

STADIUM FIRSTS

Game: April 7, 1974 (USC 6, ASU 4)

Crowd: 4,637

ASU Pitcher: Dale Hrovat

Hit: Rich Dauer of USC in the 1st inning

Home Run: ASU's Clay Westlake

vs. LaVerne, April 9, 1974